

Drivers' Briefing

Knockhill Clockwise

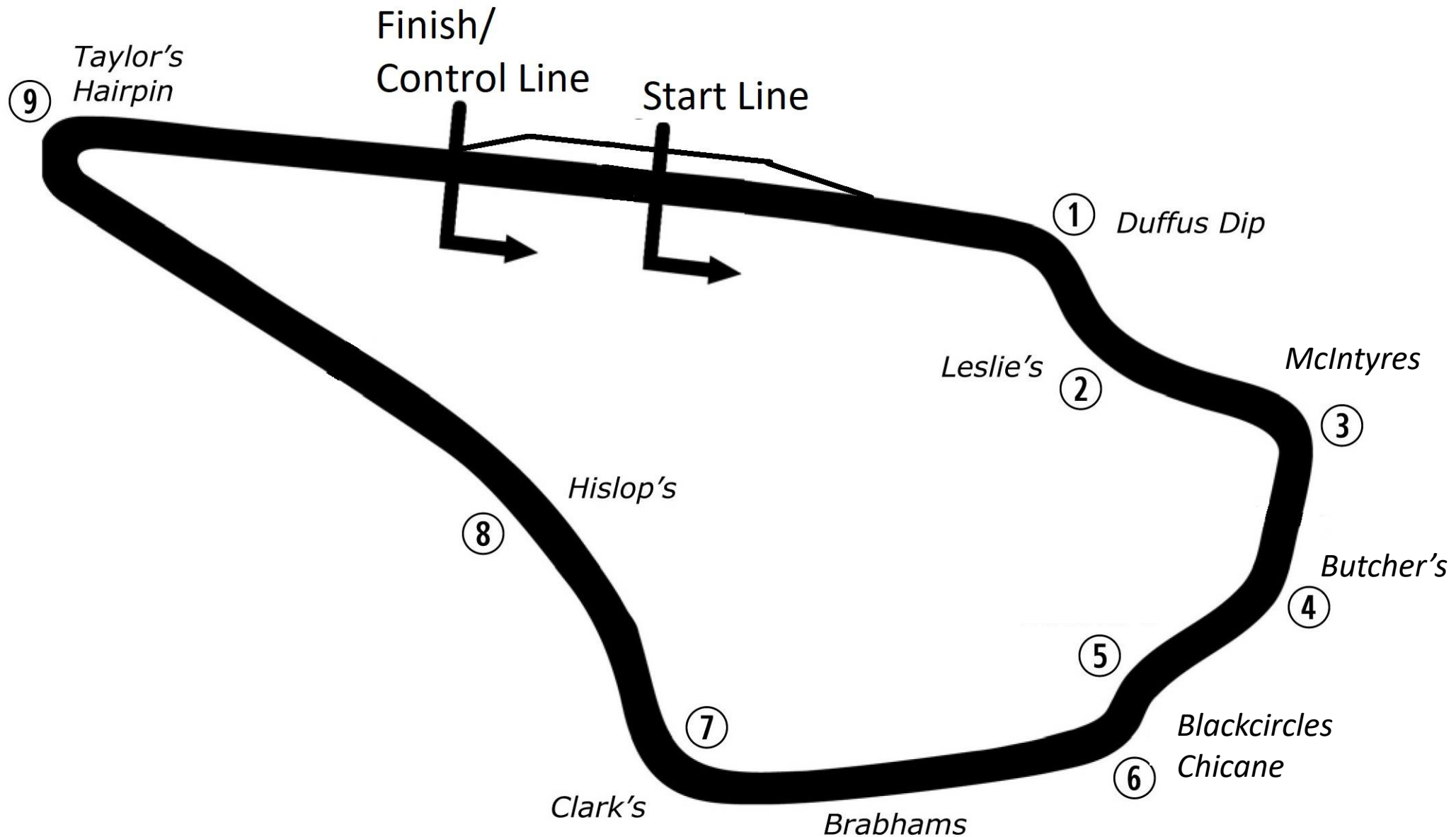


General

- Please remember to read the Final Instructions and any other instructions for your championship or series
- Please also ensure you comply with the COVID-19 guidance around the circuit, wear your facemasks and keep to 2m physical distancing
- Please be ready and listen to announcements in the Paddock
- Ensure that you have nominated your essential personnel and completed all pre-event sign-on declarations. If this is not completed, you will not be permitted access to the venue



Track Layout – 1.3 miles / 2.09km



Qualifying

- Please be ready fifteen minutes before your session in the Assembly Area
- All cars will be noise tested prior to their first session on the circuit
- Cars will be released from the Assembly Area and into the Pit lane as directed by marshals
- Each driver MUST get three timed laps completed
- If we have to RED flag in Qualifying we will need you to return to the PIT LANE
- End of the track session, please complete a slowing down lap, exit the circuit at the Pit entry and proceed to Parc Fermé or the Paddock as directed by marshals



Pit Lane exit



Respect the RED/GREEN traffic lights. RED means STOP

Observe 60kph speed limit until after you pass the pit exit line



Pit Lane exit



Keep left and
DO NOT CROSS
the Blue
painted area
when exiting
the Pit Lane



Pit lane entry




Keep left and give a clear signal if you are entering the Pitlane
OBEY the 60kph Pitlane Speed Limit



Yellow Flag:

- SLOW DOWN
- NO OVERTAKING
- MUST BE OBSERVED
- No overtaking until after the Green Flag at the next post
- NOT SEEING IS NO EXCUSE
- PENALTY possible DISQUALIFICATION



Red Flag:

- Stop racing
- No overtaking
- Qualifying: Return to Pit Lane
- Race: Return to Start Line
- Or as directed by Marshals



Signaling area

On the Start line the following flags may be shown

The Black, Black and White, Black and Orange and Drive Through board will also be displayed with a car number – please obey this instruction if shown for your car.



Timing Control / Finish Line

The Timing Control / Finish Line is located before the Start Line adjacent to the Pit Entrance



Race (standing start)

- From the Assembly Area you will proceed via the Pit Lane to complete a lap of the circuit to the Grid
- When all cars are positioned on the Grid, a 1-minute, 30-second and 5-second boards will be shown
- The 5 red lights will be displayed sequentially, and then at some time between 2-7secs the red lights will switch off – signalling the start of the race
- Repeater start lights are located on the Beatsons Bridge, on the Pitwall and on the Timing Control Line
- In the case of starting lights failure, the Saltire flag will be used instead
- No team personnel are allowed on the pit wall for the start of the race



Start line

The Start Lights are located above the Startline on the left hand side

Repeater lights are located on the Beatsons Bridge, on the Pitwall and at the Finish / Control Line



Pole position is on the RIGHT



Track limits

Track limits will be monitored by Judges of Fact and penalties issued for exceeding track limits during qualifying and race sessions.

In particular drivers will be reported for making contact with floppy markers and/or driving beyond the painted areas on the exit of Turn 6 (Chicane) and Turn 7 (Clarks)



Turn 5 (Chicane)




Turn 6 (Chicane)



Turn 7 (Clarks)



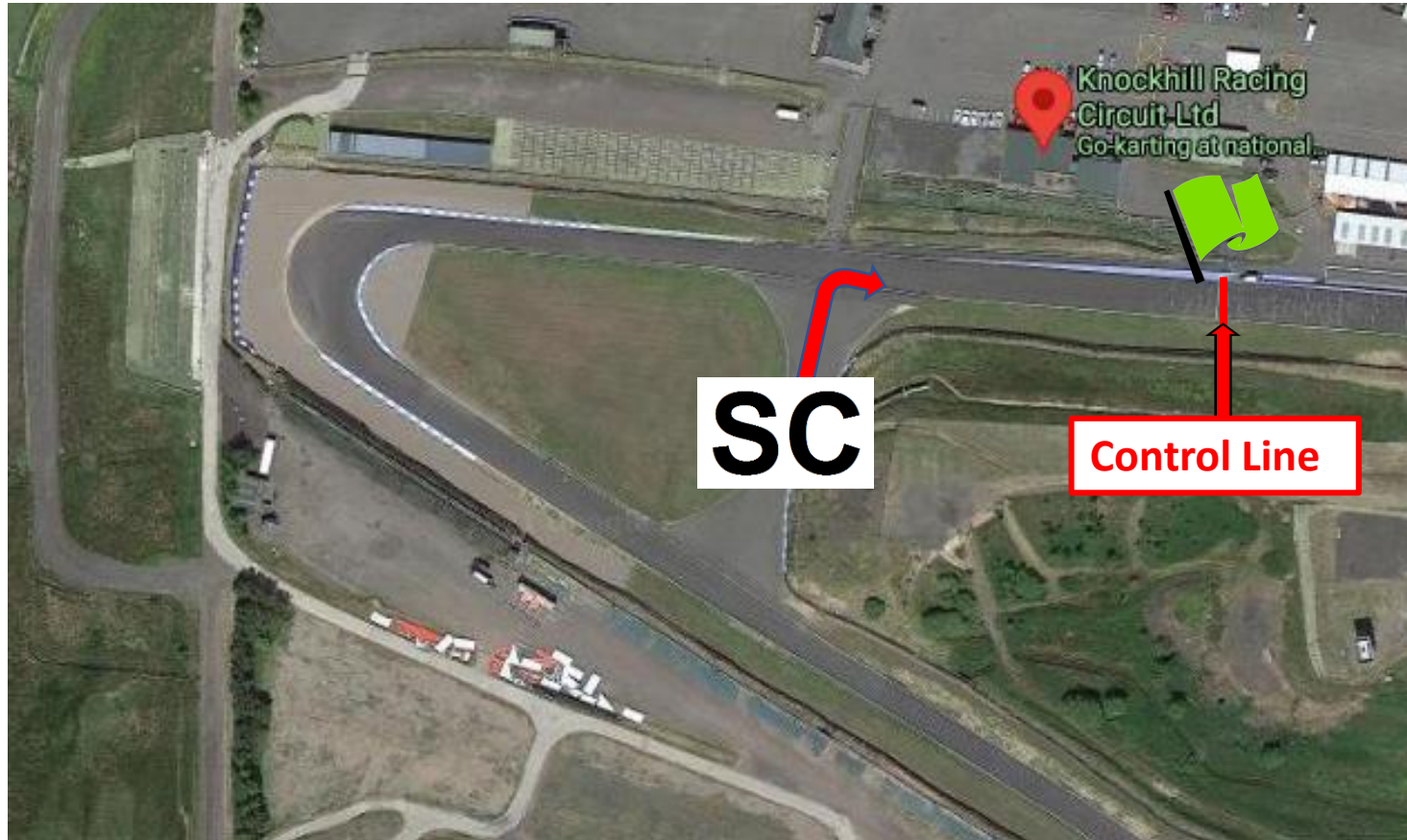
SAFETY CAR DEPLOYED



**SLOW DOWN AND
NO OVERTAKING**



Safety car deployed



The Safety Car will be deployed from the 'Tri-Oval' after Turn 9 (Hairpin)

It will exit the track at the same point. Overtaking at the re-start is not permitted until you pass the Control / Finish line



SAFETY CAR IN



RESTART

NO OVERTAKING BEFORE THE CONTROL LINE



Safety on Track

- If you need help on track please try to stop in a SAFE place near a marshals post
- If the car is in a safe place, get out of the car and over the barrier and to a place of safety
- If you remain in the car give the thumbs up to marshals if you are okay



Driving standards

- Remember this is a **NON-CONTACT** sport
- You need to be aware of all other cars around you at all times
- Make sure the overtake can be completed without contact
- Contact is expensive and potentially dangerous
- Reported incidents will be investigated and judicial action may be taken
- You may **Only Change Direction Once** in front of the pursuing car, that is to say you can only move left or right in front of the car, not both.
- **Pushing or Squeezing** competitors off the track is strictly forbidden i.e. reducing the available track width to less than a car's width.



Judicial

- You may lodge a protest with the Secretary of the Meeting contactable on the race telephone number published in the Final Instructions
- If you are requested to attend a race investigation with the Clerk of the Course please come along with any video evidence ready to be reviewed. Please ensure you comply with physical distancing at all times and wear a face mask.



Marshals

Please respect the marshals and remember to give them a wave on the slowing down lap to show your appreciation





Have a good race!

