

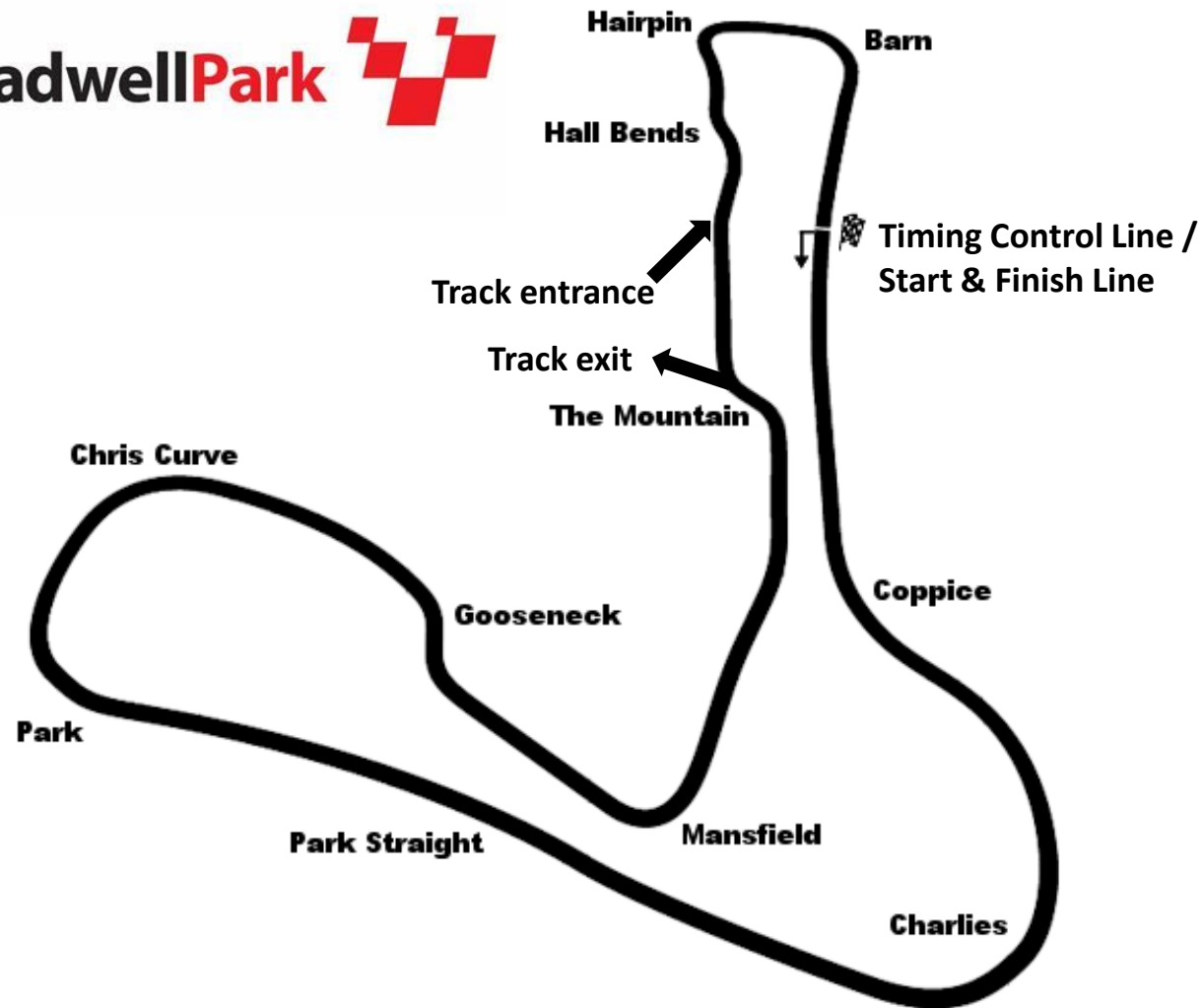
Drivers' Briefing

Cadwell Park Full Circuit



Track Layout – 2.187 miles / 3.520 km

CadwellPark 



Qualifying

- Please be ready fifteen minutes before your session in the Assembly Area
- All cars will be noise tested prior to their first session on the track
- Cars will be released from the Assembly Area straight onto the track at Hall Bends
- Each driver MUST get three timed laps completed
- If there is a RED flag during Qualifying please enter the PIT LANE
- End of the track session, please complete a slowing down lap, exit the track at “Mountain Bottom” and proceed to Parc Fermé or the Paddock as directed by marshals



Track exit



- Exit the track at “Mountain Bottom” to return to the Paddock.
- If you exit the track during the session you will NOT be permitted to re-join the track
- Please use the PIT LANE if you wish to work on your car during the session



Pit lane entry



Keep RIGHT when exiting Barn Corner and give a clear signal if you are entering the Pitlane



Pit Lane exit



Keep RIGHT when exiting the Pitlane and obey marshals instructions at the Pit Exit




Signaling area

At the end of the Pit wall on the RIGHT-hand side



On the Start line the following flags may be shown



The Black, Black and White, Black and Orange and Drive Through board will also be displayed with a car number – please obey this instruction if shown for your car.



Timing Control / Start / Finish Line



Pole Position and start lights are on the LEFT



Race (standing start)

- From the Assembly Area you will proceed directly to the Grid via the track
- When all cars are positioned on the Grid, a 1-minute & 30-second boards will be shown followed by a GREEN flag waved from the Starting gantry
- If you stall or spin off and fall behind all other competing cars, you must remain behind those cars and start the race from the rear of the grid
- At the end of the Green Flag formation lap please return to the Grid. When all cars are stationary a 5-second board will be shown from the Starting gantry
- The red lights will be switched on, and then at some time between 2-7 seconds the red lights will switch off – signalling the start of the race
- In the case of starting lights failure, the Union flag will be used instead, with the start signal being given by the dropping of the flag
- No team personnel are allowed on the pit wall for the start of the race




Pole Position is on the LEFT



Yellow Flag:

- SLOW DOWN
- NO OVERTAKING
- MUST BE OBSERVED
- No overtaking until after the Green Flag at the next post
- NOT SEEING IS NO EXCUSE
- PENALTY possible DISQUALIFICATION




Red Flag:

- Stop racing
- No overtaking
- Qualifying: Return to Pit Lane
- Race: Return to Start Line
- Or as directed by Marshals



SAFETY CAR DEPLOYED



SLOW DOWN AND NO OVERTAKING

The Safety Car will join the circuit at the Pitlane exit



SAFETY CAR IN



RESTART

NO OVERTAKING BEFORE THE CONTROL LINE



Track limits

Track limits will be monitored and penalties issued for exceeding track limits for qualifying and race sessions



ACCEPTABLE



NOT
ACCEPTABLE



A ✓



B ✗



C ✓



D ✗



E ✓



H ✗



Safety on Track

- If you need help on track please try to stop in a SAFE place near a marshals post
- If the car is in a safe place, get out of the car and over the barrier and to a place of safety
- If you remain in the car give the thumbs up to marshals if you are okay



Driving standards

- Remember this is a **NON-CONTACT** sport
- You need to be aware of all other cars around you at all times
- Make sure the overtake can be completed without contact
- Contact is expensive and potentially dangerous
- Reported incidents will be investigated and judicial action may be taken
- You may **Only Change Direction Once** in front of the pursuing car, that is to say you can only move left or right in front of the car, not both.
- **Pushing or Squeezing** competitors off the track is strictly forbidden i.e. reducing the available track width to less than a car's width.



Judicial

- You may lodge a protest with the Secretary of the Meeting / Clerk of the Course located at the Paddock Office
- If you are requested to attend a race investigation with the Clerk of the Course please come along with any video evidence ready to be reviewed. Please respect physical distancing.



Marshals

Please respect the marshals and remember to give them a wave on the slowing down lap to show your appreciation





Have a good race!

