

Anglesey (Coastal)

3rd/4th August 2024



S.M.A.R.T.

Scottish Motorsports Automatic Race Timing

Ravenslea, Melrose Road, Galashiels, TD1 2AT

Telephone : 01896 – 750189

SMRC/ICCR Anglesey race meeting
Sorted on best lap time
SEAT Supercup Ireland & Precision Graphics ITCC
Anglesey Coastal 1.550 miles
Qualifying 1
03/08/2024 09:00
Practice (15:00 Time) started at 9:00:10

Pos	No.	Name	Make/Model	CC	Class	Laps	Best Tm	Diff	Best Speed	2nd Best
1	8	Rod McGOVERN	Seat Leon Supercopa	2000	IS	8	1:12.651		76.806	1:12.760
2	28	Max TURLEY	Seat Leon Supercopa	2000	IS	10	1:12.760	0.109	76.690	1:12.998
3	11	Stephen WRIGHT	Seat Leon Supercopa	2000	IS	4	1:13.100	0.449	76.334	1:13.485
4	6	Dave MAGUIRE	Seat Leon Supercopa	2000	IS	9	1:13.315	0.664	76.110	1:13.388
5	7	Gary CORCORAN	Seat Leon Supercopa	2000	IS	7	1:13.678	1.027	75.735	1:13.973
6	12	Cian WALSH	Honda Civic Type 3 EP3	2400	ITA	7	1:13.756	1.105	75.655	1:14.422
7	10	Barry ENGLISH	Seat Leon Supercopa	2000	IS	10	1:13.894	1.243	75.514	1:14.014
8	142	Paul BARR	Seat Leon Supercopa	2000	IS	6	1:14.032	1.381	75.373	1:14.174
9	149	Ian STRYKER	Honda Integra DC2	2000	ITB	6	1:15.807	3.156	73.608	1:16.384
10	3	Owain DROUGHT	VW Golf	2000	ITA	6	1:19.653	7.002	70.054	1:19.728
11	433	Ryan STRYKER	Honda Civic	2000	ITB	9	1:21.569	8.918	68.408	1:21.972
12	77	Stuart CURRAN	Honda Integra	2400	ITA	3	1:36.366	23.715	57.904	13:29.603
13	55	Eddie PETERSON	Seat Leon Supercopa	2000	IS	1			-	

Announcements

Car No's 8 & 12 - Selected lap times disallowed - Exceeding track limits

Clerk of the Course
Orbits

Sig : Time :
 Chief Timekeeper : Ian Sharp (SMART Timing)
 Results available at www.smart-timing.co.uk and www.speedhive.com

Printed: 03/08/2024 09:28:53


**motor
sport
UK**
**RACE
WITH
RESPECT**

**SMRC/ICCR Anglesey race meeting****SEAT Supercup Ireland & Precision Graphics ITCC****Anglesey Coastal 1.550 miles****Qualifying 1****03/08/2024 09:00****Practice (15:00 Time) started at 9:00:10**

Lap	Time of Day	Lap Tm	SFSpd
(8) Rod McGOVERN			
1	9:02:32.469		80.3
2	9:17:10.892	13:22.054	80.1
3	9:18:25.562	1:14.670	81.0
4	9:19:38.213	1:12.651	79.9
5	9:20:51.452	1:13.239	78.0
6	9:22:13.745	1:22.293	82.2
7	9:25:29.270	3:15.525	81.1
8	9:26:42.030	1:12.760	79.0

(28) Max TURLEY			
1	9:02:30.161		78.7
2	9:16:32.199	12:44.505	82.5
3	9:17:46.755	1:14.556	82.0
4	9:19:00.069	1:13.314	82.4
5	9:20:13.148	1:13.079	81.0
6	9:21:26.811	1:13.663	81.4
7	9:22:39.809	1:12.998	81.6
8	9:23:53.923	1:14.114	81.5
9	9:25:06.683	1:12.760	
10	9:26:33.920	1:27.237	80.0

(11) Stephen WRIGHT			
1	9:02:49.483		79.1
2	9:16:15.840	13:26.357	80.4
3	9:17:29.325	1:13.485	79.8
4	9:18:42.425	1:13.100	81.2

(6) Dave MAGUIRE			
1	9:02:33.375		76.3
2	9:16:33.265	12:42.437	76.7
3	9:17:48.175	1:14.910	78.4
4	9:19:02.156	1:13.981	79.5
5	9:20:15.617	1:13.461	79.2
6	9:21:29.005	1:13.388	79.7
7	9:22:43.312	1:14.307	78.3
8	9:23:56.627	1:13.315	80.1
9	9:25:10.721	1:14.094	77.3

(7) Gary CORCORAN			
1	9:02:45.688		79.0
2	9:16:18.274	13:32.586	80.2
3	9:17:33.473	1:15.199	81.1
4	9:18:47.547	1:14.074	80.7
5	9:20:01.554	1:14.007	79.8
6	9:21:15.232	1:13.676	80.9
7	9:22:29.205	1:13.973	77.6

(12) Cian WALSH			
1	9:02:50.544		75.2
2	9:16:19.867	13:29.323	83.5
3	9:17:34.591	1:14.724	81.9
4	9:18:48.398	1:13.807	83.7
5	9:20:02.820	1:14.422	
6	9:21:16.576	1:13.756	
7	9:22:51.511	1:34.935	59.8

(10) Barry ENGLISH			
1	9:02:29.061		79.4
2	9:16:32.578	12:47.407	81.5
3	9:17:47.791	1:15.213	81.1
4	9:19:05.830	1:18.039	81.6
5	9:20:20.011	1:14.181	81.2
6	9:21:35.121	1:15.110	82.1
7	9:22:49.579	1:14.458	80.3
8	9:24:18.209	1:28.630	81.7
9	9:25:32.223	1:14.014	81.7
10	9:26:46.117	1:13.894	81.2

(142) Paul BARR			
1	9:02:45.033		78.4
2	9:16:33.667	13:48.634	80.1
3	9:17:48.662	1:14.995	80.6

Lap	Time of Day	Lap Tm	SFSpd
4	9:19:11.302	1:22.640	79.1
5	9:20:25.476	1:14.174	81.0
6	9:21:39.508	1:14.032	82.3

(149) Ian STRYKER			
1	9:02:55.578		74.4
2	9:16:21.882	13:26.304	76.6
3	9:17:38.889	1:17.007	77.5
4	9:18:55.273	1:16.384	78.5
5	9:20:11.080	1:15.807	78.0
6	9:21:28.055	1:16.975	80.0

(3) Owain DROUGHT			
1	9:02:54.362		77.7
2	9:16:41.581	13:47.219	79.0
3	9:18:03.998	1:22.417	79.8
4	9:19:25.352	1:21.354	79.3
5	9:20:45.005	1:19.653	81.6
6	9:22:04.733	1:19.728	79.5

(433) Ryan STRYKER			
1	9:03:01.196		68.5
2	9:16:45.244	13:44.048	71.7
3	9:18:10.958	1:25.714	70.7
4	9:19:33.575	1:22.617	73.0
5	9:20:55.716	1:22.141	72.9
6	9:22:17.285	1:21.569	75.2
7	9:23:39.621	1:22.336	74.0
8	9:25:01.593	1:21.972	74.5
9	9:26:23.908	1:22.315	73.8

(77) Stuart CURRAN			
1	9:02:57.190		74.5
2	9:16:26.793	13:29.603	78.8
3	9:18:03.159	1:36.366	46.3

(55) Eddie PETERSON			
1	9:02:44.388		79.6

Clerk of the Course**Orbits**

Sig : **Time :**
Chief Timekeeper : Ian Sharp (SMART Timing)
Results available at www.smart-timing.co.uk and www.speedhive.com



SMRC/ICCR Anglesay race meeting


SEAT Supercup Ireland & Precision Graphics ITCC

Anglesey Coastal 1.550 miles

Race 1 - 1st Race

03/08/2024 11:45

Race (15:00 Time)



10 second delay between SEATS & ITCC

POLE POSITION

1	1 8 Rod McGOVERN 1:12.651	2 28 Max TURLEY 1:12.760
2	3 11 Stephen WRIGHT 1:13.100	4 6 Dave MAGUIRE 1:13.315
3	5 7 Gary CORCORAN 1:13.678	6 10 Barry ENGLISH 1:13.894
4	7 142 Paul BARR 1:14.032	8 55 Eddie PETERSON
5	9	10
6	11	12
7	13 12 Cian WALSH 1:13.756	14 149 Ian STRYKER 1:15.807
8	15 3 Owain DROUGHT 1:19.653	16 433 Ryan STRYKER 1:21.569
9	17 77 Stuart CURRAN 1:36.366	

Clerk of the Course _____ Orbits _____

Sig : _____ Time : _____
Chief Timekeeper : Ian Sharp (SMART Timing)
Results available at www.smart-timing.co.uk and www.speedhive.com
Printed: 03/08/2024 09:32:24

SMRC/ICCR Anglesey race meeting
Sorted on best lap time
Alloy Repair Centre Fiesta ST & Scottish ST Cup
Anglesey Coastal 1.550 miles
Qualifying 2 - AMENDED RESULT
03/08/2024 09:20
Practice (15:00 Time) started at 9:31:51

Pos	No.	Name	Make/Model	CC	Class	Laps	Best Tm	Diff	Best Speed	2nd Best
1	871	Jensen BELL	Ford Fiesta ST	2000	ST	8	1:22.258		67.835	1:23.004
2	1	Michael CULLEN	Ford Fiesta ST	2000	IST	4	1:22.559	0.301	67.588	1:22.752
3	44	Ross BARNES	Ford Fiesta ST	2000	IST	8	1:22.818	0.560	67.377	1:22.940
4	21	Kieren PREEDY	Ford Fiesta ST	2000	ST	11	1:22.827	0.569	67.369	1:23.299
5	5	Lorn MURRAY	Ford Fiesta ST	2000	STC	9	1:22.896	0.638	67.313	1:23.466
6	4	Victor CULLEN	Ford Fiesta ST	2000	IST	5	1:23.056	0.798	67.184	1:23.600
7	61	Peter CRUICKSHANK	Ford Fiesta ST	2000	ST	7	1:23.093	0.835	67.154	1:24.209
8	147	Gerry HENDRY	Ford Fiesta ST	2000	ST	10	1:23.124	0.866	67.129	1:23.134
9	132	Roy WHITE	Ford Fiesta ST	2000	IST	6	1:23.146	0.888	67.111	1:23.615
10	35	Andrew MACKIE	Ford Fiesta ST	2000	ST	9	1:23.174	0.916	67.088	1:23.276
11	83	Sophie KINGHORN	Ford Fiesta ST	2000	STC	11	1:23.410	1.152	66.898	1:23.661
12	99	James DICKIE	Ford Fiesta ST	2000	STN	9	1:23.410	1.152	66.898	1:23.663
13	121	Trevor FARRAR	Ford Fiesta ST	2000	IST	9	1:23.447	1.189	66.869	1:23.768
14	199	Darragh McMULLEN	Ford Fiesta ST	2000	IST	3	1:23.519	1.261	66.811	1:26.787
15	60	Brendan FITZGERALD	Ford Fiesta ST	2000	IST	9	1:23.928	1.670	66.486	1:24.626
16	14	Gordon KELLETT	Ford Fiesta ST	2000	IST	9	1:24.283	2.025	66.206	1:25.014
17	58	Kenneth LEES	Ford Fiesta ST	2000	STC	10	1:24.538	2.280	66.006	1:24.642
18	88	Marcus HAYES	Ford Fiesta ST	2000	IST	10	1:24.688	2.430	65.889	1:24.748
19	30	Michael GORDON	Ford Fiesta ST	2000	STN	10	1:24.928	2.670	65.703	1:24.945
20	3	Stewart SCOTT	Ford Fiesta ST	2000	ST	11	1:25.010	2.752	65.639	1:25.111
21	32	Daniel FORBES	Ford Fiesta ST	2000	STN	8	1:27.796	5.538	63.556	1:27.975

Announcements

Car No's 99, 132 & 871 - Selected lap times disallowed - Exceeding track limits
 Car No.871 - Weak and intermittent transponder signal - Please check before 1st Race
 AMENDED RESULT - Car No.132 - Re-Classified

Clerk of the Course
Orbits

Sig : Time :
 Chief Timekeeper : Ian Sharp (SMART Timing)
 Results available at www.smart-timing.co.uk and www.speedhive.com

Printed: 03/08/2024 10:26:22


RACE WITH RESPECT



SMRC/ICCR Anglesey race meeting

Alloy Repair Centre Fiesta ST & Scottish ST Cup

Anglesey Coastal 1.550 miles

Qualifying 2 - AMENDED RESULT

03/08/2024 09:20

Practice (15:00 Time) started at 9:31:51

Lap	Time of Day	Lap Tm	SFSpd
(871) Jensen BELL			
1	9:34:43.387		68.5
2	9:36:05.645	1:22.258	67.5
3	9:37:28.668	1:23.023	69.1
4	9:38:51.769	1:23.101	68.5
5	9:40:14.773	1:23.004	65.2
6	9:41:38.783	1:24.010	
7	9:43:02.680	1:23.897	60.1
8	9:44:26.144	1:23.464	65.7

(1) Michael CULLEN			
1	9:33:27.951		70.1
2	9:34:50.510	1:22.559	68.5
3	9:36:13.262	1:22.752	68.5
4	9:37:43.057	1:29.795	68.5

(44) Ross BARNES			
1	9:34:01.894		68.5
2	9:35:24.712	1:22.818	69.0
3	9:36:47.735	1:23.023	67.9
4	9:38:23.778	1:36.043	61.2
5	9:39:54.651	1:30.873	69.0
6	9:41:17.591	1:22.940	67.4
7	9:42:52.302	1:34.711	69.2
8	9:44:23.916	1:31.614	68.5

(21) Kieren PREEDY			
1	9:33:57.746		70.0
2	9:35:21.415	1:23.669	69.5
3	9:36:44.242	1:22.827	68.3
4	9:38:08.008	1:23.766	68.5
5	9:39:31.307	1:23.299	68.8
6	9:40:55.111	1:23.804	66.3
7	9:42:18.997	1:23.886	68.5
8	9:43:44.035	1:25.038	68.7
9	9:45:07.595	1:23.560	68.2
10	9:46:44.615	1:37.020	68.9
11	9:48:08.213	1:23.598	68.1

(5) Lorn MURRAY			
1	9:33:47.476		69.0
2	9:35:10.372	1:22.896	68.2
3	9:36:34.482	1:24.110	68.2
4	9:37:57.948	1:23.466	67.5
5	9:39:22.049	1:24.101	67.4
6	9:40:46.267	1:24.218	67.0
7	9:42:10.588	1:24.321	67.2
8	9:43:35.363	1:24.775	67.0
9	9:45:00.996	1:25.633	67.8

(4) Victor CULLEN			
1	9:33:25.857		68.5
2	9:34:49.457	1:23.600	68.8
3	9:36:12.513	1:23.056	69.2
4	9:37:43.642	1:31.129	69.0
5	9:39:07.522	1:23.880	68.2

(61) Peter CRUICKSHANK			
1	9:33:32.612		67.4
2	9:34:55.705	1:23.093	67.9
3	9:36:19.914	1:24.209	68.1
4	9:37:44.826	1:24.912	67.2
5	9:39:11.097	1:26.271	64.7
6	9:40:37.872	1:26.775	64.0
7	9:42:02.430	1:24.558	66.3

(147) Gerry HENDRY			
1	9:33:30.716		69.5
2	9:34:54.009	1:23.293	67.9
3	9:36:17.704	1:23.695	68.8
4	9:37:40.981	1:23.277	68.4
5	9:39:04.433	1:23.452	68.8
6	9:40:27.721	1:23.288	68.2

Lap	Time of Day	Lap Tm	SFSpd
7	9:41:50.855	1:23.134	68.6
8	9:43:14.001	1:23.146	68.1
9	9:44:37.125	1:23.124	68.9
10	9:46:00.510	1:23.385	67.1

(132) Roy WHITE			
1	9:33:25.102		
2	9:34:48.248	1:23.146	69.1
3	9:36:11.932	1:23.684	67.8
4	9:37:47.283	1:35.351	
5	9:42:00.490	4:13.207	68.8
6	9:43:24.105	1:23.615	68.2

(35) Andrew MACKIE			
1	9:33:37.832		69.4
2	9:35:01.312	1:23.480	65.7
3	9:36:25.529	1:24.217	68.9
4	9:37:52.664	1:27.135	69.6
5	9:39:15.940	1:23.276	67.9
6	9:40:39.114	1:23.174	68.3
7	9:42:05.253	1:26.139	67.9
8	9:43:29.278	1:24.025	66.9
9	9:44:56.390	1:27.112	68.5

(83) Sophie KINGHORN			
1	9:33:31.331		68.8
2	9:34:54.741	1:23.410	68.3
3	9:36:18.828	1:24.087	68.1
4	9:37:42.489	1:23.661	67.4
5	9:39:06.847	1:24.358	67.1
6	9:40:30.816	1:23.969	68.1
7	9:41:55.231	1:24.415	67.2
8	9:43:19.858	1:24.627	67.9
9	9:44:44.956	1:25.098	66.9
10	9:46:09.744	1:24.788	67.6
11	9:47:39.672	1:29.928	65.7

(99) James DICKIE			
1	9:33:45.877		67.4
2	9:35:09.540	1:23.663	67.6
3	9:36:32.950	1:23.410	67.9
4	9:37:56.750	1:23.800	66.8
5	9:39:20.571	1:23.821	68.2
6	9:40:44.919	1:24.348	67.0
7	9:42:09.069	1:24.150	67.5
8	9:43:32.996	1:23.927	67.0
9	9:47:20.391	3:47.395	68.5

(121) Trevor FARRAR			
1	9:33:44.181		68.0
2	9:35:08.011	1:23.830	68.3
3	9:36:31.458	1:23.447	66.9
4	9:37:55.226	1:23.768	65.6
5	9:39:33.146	1:37.920	68.5
6	9:40:57.907	1:24.761	62.4
7	9:42:22.604	1:24.697	66.4
8	9:43:47.810	1:25.206	65.3
9	9:45:25.851	1:38.041	67.6

(199) Darragh McMULLEN			
1	9:33:36.098		68.4
2	9:34:59.617	1:23.519	67.6
3	9:36:26.404	1:26.787	39.4

(60) Brendan FITZGERALD			
1	9:33:36.595		68.7
2	9:35:00.523	1:23.928	66.3
3	9:36:25.149	1:24.626	67.8
4	9:37:51.679	1:26.530	62.7
5	9:39:37.701	1:46.022	68.3
6	9:43:41.673	4:03.972	66.4
7	9:45:06.462	1:24.789	67.8
8	9:46:31.300	1:24.838	66.7
9	9:47:55.988	1:24.688	68.3

(14) Gordon KELLETT			
1	9:33:29.519		68.8
2	9:34:53.802	1:24.283	66.0
3	9:36:21.420	1:27.618	67.4
4	9:37:50.288	1:28.868	67.8
5	9:39:17.689	1:27.401	66.4
6	9:40:50.994	1:33.305	66.4
7	9:42:16.008	1:25.014	66.4
8	9:43:41.381	1:25.373	65.6
9	9:48:20.032	4:38.651	67.8

(58) Kenneth LEES			
1	9:33:46.808		68.3
2	9:35:13.497	1:26.689	67.7
3	9:36:38.807	1:25.310	66.2
4	9:38:03.813	1:25.006	67.1
5	9:39:34.195	1:30.382	67.6
6	9:40:59.149	1:24.954	66.3
7	9:42:23.687	1:24.538	67.3
8	9:44:10.620	1:46.933	66.2
9	9:45:35.576	1:24.956	66.8
10	9:47:00.218	1:24.642	67.1

(88) Marcus HAYES			
1	9:33:38.712		68.7
2	9:35:03.460	1:24.748	
3	9:36:28.390	1:24.930	69.0
4	9:37:53.236	1:24.846	68.1
5	9:39:18.545	1:25.309	68.3
6	9:40:43.456	1:24.911	68.0
7	9:42:16.930	1:33.474	66.8
8	9:43:42.523	1:25.593	66.6
9	9:45:07.211	1:24.688	67.4
10	9:46:32.947	1:25.736	67.5

(30) Michael GORDON			
1	9:33:49.482		67.8
2	9:35:14.490	1:25.008	67.7
3	9:36:39.435	1:24.945	68.0
4	9:38:04.415	1:24.980	66.6
5	9:39:29.738	1:25.323	67.7
6	9:40:54.666	1:24.928	63.2
7	9:42:21.144	1:26.478	65.7
8	9:43:46.635	1:25.491	65.9
9	9:45:12.107	1:25.472	67.1
10	9:46:41.504	1:29.397	61.2

(3) Stewart SCOTT			
1	9:33:33.153		67.2
2	9:34:58.163	1:25.010	67.6
3	9:36:23.868	1:25.705	66.5
4	9:37:48.979	1:25.111	68.0
5	9:39:15.185	1:26.206	67.1
6	9:40:41.944	1:26.759	67.2
7	9:42:07.949	1:26.005	66.4
8	9:43:36.833	1:28.884	66.1
9	9:45:02.671	1:25.838	65.6
10	9:46:30.300	1:27.629	63.9
11	9:47:58.208	1:27.908	67.3

(32) Daniel FORBES			
1	9:34:03.355		66.0
2	9:35:31.151	1:27.796	66.5
3	9:36:59.287	1:28.136	66.8
4	9:38:28.197	1:28.910	64.2
5	9:40:02.763	1:34.566	65.9
6	9:41:31.596	1:28.833	67.1
7	9:42:59.571	1:27.975	65.9
8	9:44:29.477	1:29.906	66.2

Clerk of the Course Orbits



Bulletin No. _____

SMRC/ICCR Anglesey race meeting

Alloy Repair Centre Fiesta ST & Scottish ST Cup

Anglesey Coastal 1.550 miles

Race 2 - 1st Race

03/08/2024 12:15

Race (15:00 Time)



10 second delay between Class starts - AMENDED

POLE POSITION

1	1 871 Jensen BELL 1:22.258	2 21 Kieren PREEDY 1:22.827
2	3 5 Lorn MURRAY 1:22.896	4 61 Peter CRUICKSHANK 1:23.093
3	5 147 Gerry HENDRY 1:23.124	6 35 Andrew MACKIE 1:23.174
4	7 83 Sophie KINGHORN 1:23.410	8 99 James DICKIE 1:23.410
5	9 58 Kenneth LEES 1:24.538	10 30 Michael GORDON 1:24.928
6	11 3 Stewart SCOTT 1:25.010	12 32 Daniel FORBES 1:27.796
7	13	14
8	15	16
9	17 1 Michael CULLEN 1:22.559	18 44 Ross BARNES 1:22.818
10	19 4 Victor CULLEN 1:23.056	20 132 Roy WHITE 1:23.146

Clerk of the Course

Orbits

Sig : Time :
Chief Timekeeper : Ian Sharp (SMART Timing)
Results available at www.smart-timing.co.uk and www.speedhive.com





Bulletin No. _____

SMRC/ICCR Anglesey race meeting


Alloy Repair Centre Fiesta ST & Scottish ST Cup

Anglesey Coastal 1.550 miles

Race 2 - 1st Race

03/08/2024 12:15

Race (15:00 Time)



11	21 121 Trevor FARRAR 1:23.447
12	23 60 Brendan FITZGERALD 1:23.928
13	25 88 Marcus HAYES 1:24.688

22 199 Darragh McMULLEN 1:23.519
24 14 Gordon KELLETT 1:24.283

Clerk of the Course

Orbits

Sig : Time :
 Chief Timekeeper : Ian Sharp (SMART Timing)
 Results available at www.smart-timing.co.uk and www.speedhive.com
 Printed: 03/08/2024 10:24:20



SMRC/ICCR Anglesey race meeting
Sorted on best lap time
Scottish Mini Cooper & Mini Cooper S Cup
Anglesey Coastal 1.550 miles
Qualifying 3
03/08/2024 09:40
Practice (12:00 Time) started at 9:57:35

Pos	No.	Name	Make/Model	CC	Class	Laps	Best Tm	Diff	Best Speed	2nd Best
1	21	Ross WILKINSON	Mini Cooper S	1600S	Gue	9	1:21.341		68.600	1:21.414
2	70	Oly MORTIMER	Mini Cooper	1600	SM	9	1:22.281	0.940	67.816	1:22.299
3	25	Chad LITTLE	Mini Cooper	1600	SM	9	1:22.470	1.129	67.661	1:22.596
4	33	Jamie KEATES	Mini Cooper	1600	Gue	7	1:22.592	1.251	67.561	1:22.826
5	18	Daniel PATTERSON	Mini Cooper	1600	SM	7	1:22.691	1.350	67.480	1:23.344
6	22	Jason BALLANTYNE	Mini Cooper	1600	SM	8	1:22.699	1.358	67.474	1:22.897
7	65	Jack IRVINE	Mini Cooper	1600	SM	8	1:22.831	1.490	67.366	1:22.846
8	12	Jacob HEAP	Mini Cooper	1600	SMN	8	1:22.894	1.553	67.315	1:22.985
9	91	Robbie DALGLEISH	Mini Cooper	1600	SM	7	1:23.040	1.699	67.197	1:23.165
10	27	Martin WIJETUNGA	Mini Cooper	1600	SMN	9	1:23.049	1.708	67.189	1:23.757
11	88	Barry HOLMES	Mini Cooper	1600	SM	9	1:23.166	1.825	67.095	1:23.193
12	7	Blair DRYBURGH	Mini Cooper	1600	SMN	9	1:23.231	1.890	67.042	1:23.308
13	52	Michael WILLIAMS	Mini Cooper	1600	SMN	9	1:23.337	1.996	66.957	1:23.389
14	80	Ross FOSTER	Mini Cooper	1600	SMN	9	1:23.761	2.420	66.618	1:24.062
15	5	Jonathan WILD	Mini Cooper	1600	SMN	8	1:23.762	2.421	66.617	1:24.344
16	333	Ewan ROBERTSON	Mini Cooper	1600	SM	9	1:23.766	2.425	66.614	1:24.803

Announcements

Car No.7, 25, 33, 88 & 333 - Selected lap times disallowed - Exceeding track limits

Car No.12 - No working transponder - Please fix before 1st Race

Clerk of the Course
Orbits

Sig : Time :

Chief Timekeeper : Ian Sharp (SMART Timing)

 Results available at www.smart-timing.co.uk and www.speedhive.com

Printed: 03/08/2024 10:14:18

SMRC/ICCR Anglesey race meeting
Scottish Mini Cooper & Mini Cooper S Cup
Anglesey Coastal 1.550 miles
Qualifying 3
03/08/2024 09:40
Practice (12:00 Time) started at 9:57:35

Lap	Time of Day	Lap Tm	SFSpd
(21) Ross WILKINSON			
1	9:59:28.369		72.4
2	10:00:51.840	1:23.471	72.6
3	10:02:13.565	1:21.725	73.6
4	10:03:34.979	1:21.414	70.2
5	10:05:00.454	1:25.475	68.8
6	10:06:23.501	1:23.047	73.0
7	10:07:46.143	1:22.642	68.2
8	10:09:07.484	1:21.341	69.3
9	10:10:34.526	1:27.042	71.5

Lap	Time of Day	Lap Tm	SFSpd
(70) Oly MORTIMER			
1	9:59:09.402		66.4
2	10:00:31.701	1:22.299	66.8
3	10:01:53.982	1:22.281	66.8
4	10:03:28.947	1:34.965	62.7
5	10:04:58.998	1:30.051	68.1
6	10:06:21.658	1:22.660	67.5
7	10:07:52.606	1:30.948	68.2
8	10:09:15.206	1:22.600	66.8
9	10:10:50.295	1:35.089	61.2

Lap	Time of Day	Lap Tm	SFSpd
(25) Chad LITTLE			
1	9:59:05.905		67.2
2	10:00:28.571	1:22.666	68.0
3	10:01:51.041	1:22.470	67.4
4	10:03:13.637	1:22.596	66.7
5	10:04:36.201	1:22.564	66.9
6	10:05:58.895	1:22.694	66.3
7	10:07:21.744	1:22.849	66.7
8	10:08:44.903	1:23.159	65.8
9	10:10:26.658	1:41.755	59.2

Lap	Time of Day	Lap Tm	SFSpd
(33) Jamie KEATES			
1	9:59:13.695		67.9
2	10:00:36.287	1:22.592	
3	10:02:00.221	1:23.934	66.8
4	10:03:23.613	1:23.392	67.4
5	10:04:46.439	1:22.826	67.0
6	10:06:09.456	1:23.017	66.8
7	10:10:20.550	4:11.094	67.5

Lap	Time of Day	Lap Tm	SFSpd
(18) Daniel PATTERSON			
1	9:59:12.159		66.6
2	10:00:34.850	1:22.691	68.2
3	10:01:58.287	1:23.437	66.6
4	10:03:21.631	1:23.344	66.0
5	10:04:45.220	1:23.589	67.9
6	10:06:07.830	1:22.610	66.4
7	10:10:33.029	4:25.199	67.6

Lap	Time of Day	Lap Tm	SFSpd
(22) Jason BALLANTYNE			
1	9:59:11.355		67.9
2	10:00:34.252	1:22.897	68.1
3	10:01:58.581	1:24.329	67.3
4	10:03:21.876	1:23.295	67.4
5	10:04:44.575	1:22.699	67.7
6	10:06:08.555	1:23.980	67.7
7	10:07:31.557	1:23.002	68.1
8	10:09:01.135	1:29.578	67.6

Lap	Time of Day	Lap Tm	SFSpd
(65) Jack IRVINE			
1	9:59:13.133		67.0
2	10:00:35.979	1:22.846	66.9
3	10:02:06.008	1:30.029	
4	10:04:39.798	2:33.790	67.3
5	10:06:02.629	1:22.831	67.4
6	10:07:27.120	1:24.491	66.7
7	10:08:57.170	1:30.050	67.9
8	10:10:20.127	1:22.957	67.0

Lap	Time of Day	Lap Tm	SFSpd
(12) Jacob HEAP			
1	9:59:30.281		

Lap	Time of Day	Lap Tm	SFSpd
2	10:00:53.266	1:22.985	
3	10:02:16.160	1:22.894	
4	10:03:39.429	1:23.269	
5	10:05:09.381	1:29.952	
6	10:06:33.699	1:24.318	
7	10:07:56.850	1:23.151	
8	10:09:20.720	1:23.870	

Lap	Time of Day	Lap Tm	SFSpd
(91) Robbie DALGLEISH			
1	9:59:12.418		66.6
2	10:00:35.458	1:23.040	66.1
3	10:01:58.859	1:23.401	66.9
4	10:03:22.517	1:23.658	65.3
5	10:04:45.758	1:23.241	67.2
6	10:06:08.923	1:23.165	67.2
7	10:07:32.159	1:23.236	66.4

Lap	Time of Day	Lap Tm	SFSpd
(27) Martin WIJETUNGA			
1	9:59:09.965		66.4
2	10:00:34.004	1:24.039	65.9
3	10:01:57.895	1:23.891	64.6
4	10:03:23.261	1:25.366	65.3
5	10:04:47.018	1:23.757	67.3
6	10:06:10.067	1:23.049	66.3
7	10:07:34.345	1:24.278	65.4
8	10:09:04.801	1:30.456	66.8
9	10:10:44.981	1:40.180	58.4

Lap	Time of Day	Lap Tm	SFSpd
(88) Barry HOLMES			
1	9:59:15.199		69.1
2	10:00:38.365	1:23.166	67.6
3	10:02:01.615	1:23.250	68.0
4	10:03:24.864	1:23.249	68.3
5	10:04:48.225	1:23.361	68.1
6	10:06:12.495	1:24.270	67.4
7	10:07:36.081	1:23.586	66.6
8	10:08:59.274	1:23.193	67.5
9	10:10:22.882	1:23.608	68.0

Lap	Time of Day	Lap Tm	SFSpd
(7) Blair DRYBURGH			
1	9:59:16.364		67.2
2	10:00:39.595	1:23.231	67.6
3	10:02:02.903	1:23.308	66.7
4	10:03:26.807	1:23.904	66.4
5	10:04:50.617	1:23.810	66.5
6	10:06:15.009	1:24.392	65.4
7	10:07:39.319	1:24.310	62.2
8	10:09:10.584	1:31.265	67.4
9	10:10:37.727	1:27.143	66.8

Lap	Time of Day	Lap Tm	SFSpd
(52) Michael WILLIAMS			
1	9:59:21.481		67.6
2	10:00:44.870	1:23.389	65.9
3	10:02:08.661	1:23.791	66.8
4	10:03:31.998	1:23.337	66.7
5	10:04:59.539	1:27.541	67.8
6	10:06:25.205	1:25.666	67.2
7	10:07:49.150	1:23.945	66.7
8	10:09:16.345	1:27.195	66.9
9	10:10:40.606	1:24.261	65.6

Lap	Time of Day	Lap Tm	SFSpd
(80) Ross FOSTER			
1	9:59:22.457		66.9
2	10:00:46.218	1:23.761	67.2
3	10:02:10.280	1:24.062	64.6
4	10:03:35.616	1:25.336	67.2
5	10:05:01.509	1:25.893	66.4
6	10:06:26.463	1:24.954	67.5
7	10:07:51.770	1:25.307	66.8
8	10:09:18.134	1:26.364	65.3
9	10:10:44.106	1:25.972	61.5

Lap	Time of Day	Lap Tm	SFSpd
(5) Jonathan WILD			
1	9:59:31.759		63.9

Clerk of the Course
Orbits

Sig : _____ **Time :** _____
Chief Timekeeper : Ian Sharp (SMART Timing)
Results available at www.smart-timing.co.uk and www.speedhive.com
Printed: 03/08/2024 10:14:30





Bulletin No. _____

SMRC/ICCR Anglesey race meeting

Scottish Mini Cooper & Mini Cooper S Cup
Race 3 - 1st Race - AMENDED GRID
Race (15:00 Time)

Anglesey Coastal 1.550 miles
03/08/2024 13:15



AMENDED GRID - Car No.16 Added to Back of Grid

POLE POSITION

1	1 21 Ross WILKINSON 1:21.341	2	
2	3	4	
3	5 70 Oly MORTIMER 1:22.281	6	25 Chad LITTLE 1:22.470
4	7 33 Jamie KEATES 1:22.592	8	18 Daniel PATTERSON 1:22.691
5	9 22 Jason BALLANTYNE 1:22.699	10	65 Jack IRVINE 1:22.831
6	11 12 Jacob HEAP 1:22.894	12	91 Robbie DALGLEISH 1:23.040
7	13 27 Martin WIJETUNGA 1:23.049	14	88 Barry HOLMES 1:23.166
8	15 7 Blair DRYBURGH 1:23.231	16	52 Michael WILLIAMS 1:23.337
9	17 80 Ross FOSTER 1:23.761	18	5 Jonathan WILD 1:23.762
10	19 333 Ewan ROBERTSON 1:23.766	20	16 William SMITH

Clerk of the Course Orbits

Sig : Time :
Chief Timekeeper : Ian Sharp (SMART Timing)
Results available at www.smart-timing.co.uk and www.speedhive.com

Printed: 03/08/2024 11:15:26



SMRC/ICCR Anglesey race meeting
Sorted on best lap time
Siltex Safety Fiesta Zetec Championship
Anglesey Coastal 1.550 miles
Qualifying 4
03/08/2024 10:00
Practice (12:00 Time) started at 10:13:46

Pos	No.	Name	Make/Model	CC	Class	Laps	Best Tm	Diff	Best Speed	2nd Best
1	99	William KELLETT	Ford Fiesta Zetec	1250	IFZ	8	1:27.716		63.614	1:27.722
2	89	Jason O'CONNELL	Ford Fiesta Zetec	1250	IFZ	8	1:27.880	0.164	63.496	1:27.966
3	2	David MAGUIRE	Ford Fiesta Zetec	1250	IFZ	9	1:28.040	0.324	63.380	1:28.133
4	12	Sean McGOVERN	Ford Fiesta Zetec	1250	IFZ	9	1:28.269	0.553	63.216	1:28.292
5	22	Peter BARRABLE	Ford Fiesta Zetec	1250	IFZ	8	1:28.931	1.215	62.745	1:29.035
6	13	Andy KAVANAGH	Ford Fiesta Zetec	1250	IFZ	8	1:29.126	1.410	62.608	1:29.390
7	201	Paul TWOMEY	Ford Fiesta Zetec	1250	IFZ	8	1:29.137	1.421	62.600	1:29.362
8	65	Samuel DOYLE	Ford Fiesta Zetec	1250	IFZ	8	1:29.282	1.566	62.499	1:29.911
9	3	Michael KEHOE	Ford Fiesta Zetec	1250	IFZ	8	1:29.400	1.684	62.416	1:30.035
10	973	Toby McGUIRE	Ford Fiesta Zetec	1250	IFZ	8	1:29.675	1.959	62.225	1:29.813
11	47	Adam O'MAHONY	Ford Fiesta Zetec	1250	IFZ	8	1:30.275	2.559	61.811	1:30.480
12	71	Sean PURCELL	Ford Fiesta Zetec	1250	IFZ	8	1:30.947	3.231	61.354	1:31.073
13	53	Mark DALY	Ford Fiesta Zetec	1250	IFZ	8	1:30.970	3.254	61.339	1:31.062
14	56	Liv CORCORAN	Ford Fiesta Zetec	1250	IFZ	4	1:38.283	10.567	56.775	1:38.596

Announcements

Car No's 973 & 201 - Selected lap times disallowed - Exceeding track limits

Clerk of the Course
Orbits

Sig : Time :

Chief Timekeeper : Ian Sharp (SMART Timing)

 Results available at www.smart-timing.co.uk and www.speedhive.com

Printed: 03/08/2024 10:28:30



SMRC/ICCR Anglesey race meeting

Siltex Safety Fiesta Zetec Championship

Anglesey Coastal 1.550 miles

Qualifying 4

03/08/2024 10:00

Practice (12:00 Time) started at 10:13:46

Lap	Time of Day	Lap Tm	SFSpd
(99) William KELLETT			
1	10:15:19.943		61.1
2	10:16:47.659	1:27.716	61.2
3	10:18:16.669	1:29.010	61.3
4	10:19:44.391	1:27.722	61.0
5	10:21:13.601	1:29.210	60.8
6	10:22:45.346	1:31.745	61.3
7	10:24:16.653	1:31.307	61.5
8	10:25:44.541	1:27.888	60.7

Lap	Time of Day	Lap Tm	SFSpd
(89) Jason O'CONNELL			
1	10:15:19.595		62.0
2	10:16:48.371	1:28.776	60.9
3	10:18:16.251	1:27.880	60.3
4	10:19:45.065	1:28.814	60.6
5	10:21:13.031	1:27.966	61.0
6	10:22:42.838	1:29.807	51.7
7	10:24:16.281	1:33.443	62.4
8	10:25:45.058	1:28.777	61.2

Lap	Time of Day	Lap Tm	SFSpd
(2) David MAGUIRE			
1	10:15:18.116		61.6
2	10:16:46.488	1:28.372	61.5
3	10:18:14.728	1:28.240	62.5
4	10:19:42.768	1:28.040	61.9
5	10:21:10.901	1:28.133	60.7
6	10:22:42.885	1:31.984	61.7
7	10:24:11.022	1:28.137	62.2
8	10:25:39.241	1:28.219	62.2
9	10:27:07.499	1:28.258	62.0

Lap	Time of Day	Lap Tm	SFSpd
(12) Sean McGOVERN			
1	10:15:22.922		62.5
2	10:16:51.253	1:28.331	62.0
3	10:18:19.619	1:28.366	62.9
4	10:19:47.991	1:28.372	62.5
5	10:21:16.283	1:28.292	61.9
6	10:22:44.660	1:28.377	62.4
7	10:24:12.929	1:28.269	63.3
8	10:25:41.301	1:28.372	62.7
9	10:27:09.871	1:28.570	63.1

Lap	Time of Day	Lap Tm	SFSpd
(22) Peter BARRABLE			
1	10:15:26.426		60.7
2	10:16:55.915	1:29.489	60.1
3	10:18:25.164	1:29.249	61.0
4	10:19:54.095	1:28.931	61.0
5	10:21:23.151	1:29.056	60.8
6	10:23:22.605	1:59.454	61.7
7	10:24:59.082	1:36.477	61.9
8	10:26:28.117	1:29.035	61.2

Lap	Time of Day	Lap Tm	SFSpd
(13) Andy KAVANAGH			
1	10:15:32.581		61.5
2	10:17:02.665	1:30.084	
3	10:18:31.791	1:29.126	62.4
4	10:20:02.114	1:30.323	62.3
5	10:21:32.407	1:30.293	62.3
6	10:23:04.247	1:31.840	62.3
7	10:24:33.790	1:29.543	61.9
8	10:26:03.180	1:29.390	62.1

Lap	Time of Day	Lap Tm	SFSpd
(201) Paul TWOMEY			
1	10:15:38.559		61.6
2	10:17:08.242	1:29.683	61.2
3	10:18:37.604	1:29.362	61.9
4	10:20:06.482	1:28.878	59.7
5	10:21:35.999	1:29.517	60.6
6	10:23:05.136	1:29.137	62.0
7	10:24:34.614	1:29.478	62.1
8	10:26:06.554	1:31.940	62.1

Lap	Time of Day	Lap Tm	SFSpd
(65) Samuel DOYLE			

Lap	Time of Day	Lap Tm	SFSpd
1	10:15:21.264		61.5
2	10:16:51.175	1:29.911	60.8
3	10:18:21.288	1:30.113	61.1
4	10:19:50.570	1:29.282	63.1
5	10:21:20.878	1:30.308	60.5
6	10:22:51.542	1:30.664	61.1
7	10:24:22.139	1:30.597	62.7
8	10:25:53.122	1:30.983	61.8

Lap	Time of Day	Lap Tm	SFSpd
(3) Michael KEHOE			
1	10:15:31.277		62.2
2	10:17:02.015	1:30.738	62.2
3	10:18:32.196	1:30.181	62.1
4	10:20:03.289	1:31.093	61.2
5	10:21:33.324	1:30.035	62.1
6	10:23:03.449	1:30.125	62.1
7	10:24:34.301	1:30.852	61.5
8	10:26:03.701	1:29.400	62.2

Lap	Time of Day	Lap Tm	SFSpd
(973) Toby McGUIRE			
1	10:15:33.116		61.4
2	10:17:02.929	1:29.813	61.4
3	10:18:32.604	1:29.675	61.3
4	10:20:03.623	1:31.019	60.7
5	10:21:37.747	1:34.124	55.1
6	10:23:08.859	1:31.112	61.2
7	10:24:39.913	1:31.054	60.5
8	10:26:10.528	1:30.615	59.7

Lap	Time of Day	Lap Tm	SFSpd
(47) Adam O'MAHONY			
1	10:15:30.570		58.8
2	10:17:04.194	1:33.624	60.8
3	10:18:34.674	1:30.480	60.4
4	10:20:05.544	1:30.870	60.3
5	10:21:36.851	1:31.307	59.8
6	10:23:08.268	1:31.417	60.1
7	10:24:40.966	1:32.698	60.7
8	10:26:11.241	1:30.275	60.2

Lap	Time of Day	Lap Tm	SFSpd
(71) Sean PURCELL			
1	10:15:28.490		59.6
2	10:17:00.140	1:31.650	59.0
3	10:18:31.213	1:31.073	60.2
4	10:20:03.144	1:31.931	60.2
5	10:21:35.585	1:32.441	58.3
6	10:23:07.945	1:32.360	59.7
7	10:24:38.892	1:30.947	60.8
8	10:26:10.270	1:31.378	60.1

Lap	Time of Day	Lap Tm	SFSpd
(53) Mark DALY			
1	10:15:36.288		57.0
2	10:17:09.288	1:33.000	58.1
3	10:18:40.755	1:31.467	59.1
4	10:20:11.817	1:31.062	59.8
5	10:21:43.038	1:31.221	59.2
6	10:23:14.008	1:30.970	59.4
7	10:24:45.267	1:31.259	57.7
8	10:26:16.428	1:31.161	60.1

Lap	Time of Day	Lap Tm	SFSpd
(56) Liv CORCORAN			
1	10:15:57.442		52.5
2	10:17:38.081	1:40.639	54.4
3	10:19:16.677	1:38.596	55.8
4	10:20:54.960	1:38.283	54.5

Clerk of the Course

Sig : Time :
 Chief Timekeeper : Ian Sharp (SMART Timing)
 Results available at www.smart-timing.co.uk and www.speedhive.com

Printed: 03/08/2024 10:28:44

Orbits





Bulletin No. _____

SMRC/ICCR Anglesey race meeting


Siltex Safety Fiesta Zetec Championship

Anglesey Coastal 1.550 miles

Race 4 - 1st Race

03/08/2024 13:45

Race (15:00 Time)



POLE POSITION

1	1 99 William KELLETT 1:27.716
2	3 2 David MAGUIRE 1:28.040
3	5 22 Peter BARRABLE 1:28.931
4	7 201 Paul TWOMEY 1:29.137
5	9 3 Michael KEHOE 1:29.400
6	11 47 Adam O'MAHONY 1:30.275
7	13 53 Mark DALY 1:30.970

2	89 Jason O'CONNELL 1:27.880
4	12 Sean McGOVERN 1:28.269
6	13 Andy KAVANAGH 1:29.126
8	65 Samuel DOYLE 1:29.282
10	973 Toby McGUIRE 1:29.675
12	71 Sean PURCELL 1:30.947
14	56 Liv CORCORAN 1:38.283

Clerk of the Course Orbits

Sig : Time :
Chief Timekeeper : Ian Sharp (SMART Timing)
Results available at www.smart-timing.co.uk and www.speedhive.com

Printed: 03/08/2024 10:29:46



SMRC/ICCR Anglesey race meeting
Sorted on best lap time

Scottish C1 Cup

Anglesey Coastal 1.550 miles

Qualifying 5

03/08/2024 10:20

Practice (12:00 Time) started at 10:29:32

Pos	No.	Name	Make/Model	CC	Class	Laps	Best Tm	Diff	Best Speed	2nd Best
1	51	Murray SCOTT	Citroen C1	1000	C1N	8	1:31.546		60.953	1:31.649
2	24	Ayden WILSON	Citroen C1	1000	C1	8	1:31.786	0.240	60.794	1:32.175
3	99	Dan MARTIN	Citroen C1	1000	C1	8	1:31.786	0.240	60.794	1:31.790
4	117	Marc NISBET	Citroen C1	1000	C1	8	1:32.274	0.728	60.472	1:32.524
5	598	Daniel KELL	Citroen C1	1000	Gue	6	1:32.440	0.894	60.363	1:32.442
6	70	Andrew DAVIDSON	Citroen C1	1000	C1	8	1:32.511	0.965	60.317	1:32.545
7	27	James HITCHEN	Citroen C1	1000	C1	8	1:32.723	1.177	60.179	1:32.746
8	77	James McCRACKEN	Citroen C1	1000	C1	8	1:32.969	1.423	60.020	1:33.051
9	19	Dale EDWARDS	Citroen C1	1000	C1N	8	1:33.012	1.466	59.992	1:33.165
10	54	Brayley SHORE	Citroen C1	1000	C1N	8	1:33.850	2.304	59.457	1:33.912
11	6	Kenneth DOCK	Citroen C1	1000	C1	8	1:34.320	2.774	59.160	1:34.407

Announcements

Car No's 27, 51 & 99 - Selected lap times disallowed - Exceeding track limits

Clerk of the Course

Orbits

Sig : Time :

Chief Timekeeper : Ian Sharp (SMART Timing)

 Results available at www.smart-timing.co.uk and www.speedhive.com

Printed: 03/08/2024 10:45:28


 motor
sport
UK

**RACE
WITH
RESPECT**



SMRC/ICCR Anglesey race meeting

<p>Scottish C1 Cup</p> <p>Qualifying 5</p> <p>Practice (12:00 Time) started at 10:29:32</p>	<p>Anglesey Coastal 1.550 miles</p> <p>03/08/2024 10:20</p>
--	---

Lap	Time of Day	Lap Tm	SFSpd
(51) Murray SCOTT			
1	10:31:11.301		59.3
2	10:32:42.847	1:31.546	58.7
3	10:34:18.552	1:35.705	59.6
4	10:35:50.201	1:31.649	58.1
5	10:37:27.686	1:37.485	59.5
6	10:38:59.687	1:32.001	59.4
7	10:40:33.059	1:33.372	59.4
8	10:42:13.072	1:40.013	59.9

Lap	Time of Day	Lap Tm	SFSpd
(24) Ayden WILSON			
1	10:31:34.058		59.2
2	10:33:06.290	1:32.232	58.7
3	10:34:39.737	1:33.447	58.0
4	10:36:12.026	1:32.289	57.8
5	10:37:45.533	1:33.507	59.4
6	10:39:17.319	1:31.786	58.2
7	10:40:50.970	1:33.651	58.8
8	10:42:23.145	1:32.175	59.1

Lap	Time of Day	Lap Tm	SFSpd
(99) Dan MARTIN			
1	10:31:33.456		58.7
2	10:33:07.293	1:33.837	59.4
3	10:34:39.217	1:31.924	57.2
4	10:36:12.974	1:33.757	59.3
5	10:37:44.764	1:31.790	59.0
6	10:39:18.142	1:33.378	59.3
7	10:40:49.928	1:31.786	59.0
8	10:42:24.084	1:34.156	59.5

Lap	Time of Day	Lap Tm	SFSpd
(117) Marc NISBET			
1	10:31:12.330		58.5
2	10:32:45.215	1:32.885	59.0
3	10:34:17.739	1:32.524	58.9
4	10:35:51.118	1:33.379	58.7
5	10:37:24.639	1:33.521	58.7
6	10:38:57.753	1:33.114	59.1
7	10:40:34.833	1:37.080	59.1
8	10:42:07.107	1:32.274	58.6

Lap	Time of Day	Lap Tm	SFSpd
(598) Daniel KELL			
1	10:31:27.383		55.9
2	10:33:01.768	1:34.385	59.2
3	10:34:34.747	1:32.979	59.5
4	10:38:30.084	3:55.337	59.2
5	10:40:02.524	1:32.440	59.5
6	10:41:34.966	1:32.442	59.4

Lap	Time of Day	Lap Tm	SFSpd
(70) Andrew DAVIDSON			
1	10:31:20.617		58.0
2	10:32:54.334	1:33.717	58.8
3	10:34:41.066	1:46.732	59.3
4	10:36:13.900	1:32.834	59.9
5	10:37:46.411	1:32.511	59.7
6	10:39:19.108	1:32.697	59.2
7	10:40:51.653	1:32.545	59.8
8	10:42:24.706	1:33.053	59.8

Lap	Time of Day	Lap Tm	SFSpd
(27) James HITCHEN			
1	10:31:10.183		58.7
2	10:32:43.908	1:33.725	58.9
3	10:34:16.890	1:32.982	58.2
4	10:35:53.841	1:36.951	59.4
5	10:37:26.626	1:32.785	59.0
6	10:38:59.372	1:32.746	59.2
7	10:40:32.095	1:32.723	58.7
8	10:42:08.464	1:36.369	58.6

Lap	Time of Day	Lap Tm	SFSpd
(77) James McCracken			
1	10:31:16.050		58.6
2	10:32:49.851	1:33.801	58.6
3	10:34:23.495	1:33.644	57.8
4	10:35:56.957	1:33.462	59.4

Lap	Time of Day	Lap Tm	SFSpd
5	10:37:30.008	1:33.051	58.9
6	10:39:02.977	1:32.969	58.5
7	10:40:38.167	1:35.190	57.6
8	10:42:11.536	1:33.369	58.3

Lap	Time of Day	Lap Tm	SFSpd
(19) Dale EDWARDS			
1	10:31:16.526		57.6
2	10:32:50.290	1:33.764	59.4
3	10:34:23.794	1:33.504	58.4
4	10:35:57.244	1:33.450	59.2
5	10:37:30.409	1:33.165	58.7
6	10:39:03.421	1:33.012	58.8
7	10:40:36.919	1:33.498	58.9
8	10:42:10.601	1:33.682	56.8

Lap	Time of Day	Lap Tm	SFSpd
(54) Brayley SHORE			
1	10:31:18.012		58.7
2	10:32:52.400	1:34.388	58.7
3	10:34:27.280	1:34.880	58.8
4	10:36:01.130	1:33.850	58.5
5	10:37:36.129	1:34.999	58.7
6	10:39:14.524	1:38.395	56.0
7	10:40:57.863	1:43.339	59.1
8	10:42:31.775	1:33.912	58.2

Lap	Time of Day	Lap Tm	SFSpd
(6) Kenneth DOCK			
1	10:31:13.828		58.7
2	10:32:48.148	1:34.320	58.1
3	10:34:23.469	1:35.321	51.4
4	10:35:59.299	1:35.830	57.7
5	10:37:36.945	1:37.646	57.9
6	10:39:11.520	1:34.575	57.8
7	10:40:47.439	1:35.919	58.0
8	10:42:21.846	1:34.407	58.6

Clerk of the Course Orbits

Sig : **Time :**
Chief Timekeeper : Ian Sharp (SMART Timing)
Results available at www.smart-timing.co.uk and www.speedhive.com
Printed: 03/08/2024 10:45:41






Bulletin No. _____

SMRC/ICCR Anglesey race meeting

<p>Scottish C1 Cup</p> <p>Race 5 - 1st Race</p> <p>Race (15:00 Time)</p>	<p>Anglesey Coastal 1.550 miles</p> <p>03/08/2024 14:15</p>
--	---



POLE POSITION

1	1 51 Murray SCOTT 1:31.546	2	2 24 Ayden WILSON 1:31.786
2	3 99 Dan MARTIN 1:31.786	4	4 117 Marc NISBET 1:32.274
3	5 598 Daniel KELL 1:32.440	6	6 70 Andrew DAVIDSON 1:32.511
4	7 27 James HITCHEN 1:32.723	8	8 77 James McCracken 1:32.969
5	9 19 Dale EDWARDS 1:33.012	10	10 54 Brayley SHORE 1:33.850
6	11 6 Kenneth DOCK 1:34.320		

Clerk of the Course Orbits

Sig : Time :

Chief Timekeeper : Ian Sharp (SMART Timing)

Results available at www.smart-timing.co.uk and www.speedhive.com

Printed: 03/08/2024 10:46:53



SMRC/ICCR Anglesey race meeting
Sorted on best lap time

MGCC Cockshoot Cup

Anglesey Coastal 1.550 miles

Qualifying 7

03/08/2024 11:00

Practice (15:00 Time) started at 11:05:02

Pos	No.	Name	Make/Model	CC	Class	Laps	Best Tm	Diff	Best Speed	2nd Best
1	1	David MORRISON	MG Midget	1380	C	12	1:19.030		70.606	1:19.079
2	4	Keith EGAR	MG Midget	1380	C	8	1:20.063	1.033	69.695	1:20.232
3	69	Peter BRAMBLE	MGB		I	11	1:22.264	3.234	67.830	1:22.593
4	44	Mark BELLAMY	MG ZR170		A	10	1:23.753	4.723	66.624	1:23.876
5	14	Leon WIGNALL	MG ZR170		A	11	1:23.859	4.829	66.540	1:23.938
6	52	Carl CHADWICK	MG Midget		C	10	1:25.573	6.543	65.207	1:26.306
7	24	Andrew WALSH	MG TF		F	10	1:25.902	6.872	64.958	1:26.179
8	82	Helen WADDINGTON	MG ZR170		A	10	1:25.984	6.954	64.896	1:26.065
9	7	Karl GREEN	MGF Cup Car		C	10	1:26.509	7.479	64.502	1:26.612
10	58	Gareth JONES	MGF		F	10	1:27.032	8.002	64.114	1:27.583
11	11	Michael ASHCROFT	MG ZR190		C	10	1:27.300	8.270	63.918	1:27.514
12	64	Martin RICHARDSON	MGB		B	10	1:27.894	8.864	63.486	1:28.122
13	73	Lloyd TREDELL	MGF Cup Car		C	10	1:28.902	9.872	62.766	1:29.319

Clerk of the Course

Orbits

Sig : Time :

Chief Timekeeper : Ian Sharp (SMART Timing)

 Results available at www.smart-timing.co.uk and www.speedhive.com

Printed: 03/08/2024 11:22:16



SMRC/ICCR Anglesey race meeting

MGCC Cockshoot Cup

Anglesey Coastal 1.550 miles

Qualifying 7

03/08/2024 11:00

Practice (15:00 Time) started at 11:05:02

Lap	Time of Day	Lap Tm	SFSpd
(1) David MORRISON			
1	11:06:26.659		71.5
2	11:07:46.945	1:20.286	70.4
3	11:09:06.417	1:19.472	71.9
4	11:10:25.845	1:19.428	71.8
5	11:11:48.201	1:22.356	72.5
6	11:13:08.322	1:20.121	73.3
7	11:14:28.260	1:19.938	71.7
8	11:15:47.514	1:19.254	70.6
9	11:17:06.593	1:19.079	72.2
10	11:18:26.445	1:19.852	71.2
11	11:19:45.941	1:19.496	72.2
12	11:21:04.971	1:19.030	72.2

(4) Keith EGAR			
1	11:06:30.121		71.2
2	11:07:52.151	1:22.030	73.0
3	11:09:13.074	1:20.923	72.8
4	11:10:33.727	1:20.653	72.9
5	11:12:13.503	1:39.776	68.7
6	11:13:33.566	1:20.063	74.6
7	11:15:11.948	1:38.382	75.4
8	11:16:32.180	1:20.232	75.2

(69) Peter BRAMBLE			
1	11:06:51.025		44.7
2	11:08:16.481	1:25.456	65.6
3	11:09:39.828	1:23.347	71.4
4	11:11:03.386	1:23.558	68.3
5	11:12:28.089	1:24.703	71.7
6	11:13:51.204	1:23.115	70.1
7	11:15:14.048	1:22.844	71.8
8	11:16:36.312	1:22.264	70.6
9	11:18:00.870	1:24.558	70.2
10	11:19:23.463	1:22.593	70.3
11	11:20:47.856	1:24.393	68.8

(44) Mark BELLAMY			
1	11:07:05.873		62.1
2	11:08:42.774	1:36.901	64.8
3	11:10:11.319	1:28.545	64.3
4	11:11:37.019	1:25.700	64.6
5	11:13:01.883	1:24.864	67.8
6	11:14:27.388	1:25.505	65.7
7	11:15:52.056	1:24.668	65.9
8	11:17:16.670	1:24.614	65.3
9	11:18:40.546	1:23.876	67.5
10	11:20:04.299	1:23.753	67.2

(14) Leon WIGNALL			
1	11:06:56.444		66.8
2	11:08:23.226	1:26.782	68.0
3	11:09:48.589	1:25.363	68.3
4	11:11:12.818	1:24.229	65.8
5	11:12:37.058	1:24.240	68.8
6	11:14:00.917	1:23.859	68.3
7	11:15:25.181	1:24.264	68.3
8	11:16:49.191	1:24.010	68.5
9	11:18:13.503	1:24.312	68.3
10	11:19:38.204	1:24.701	68.3
11	11:21:02.142	1:23.938	68.4

(52) Carl CHADWICK			
1	11:07:09.265		
2	11:08:44.236	1:34.971	69.7
3	11:10:17.210	1:32.974	71.9
4	11:11:45.691	1:28.481	69.9
5	11:13:13.392	1:27.701	71.8
6	11:14:39.748	1:26.356	73.4
7	11:16:06.054	1:26.306	73.5
8	11:17:32.416	1:26.362	74.0
9	11:18:57.989	1:25.573	74.6
10	11:20:24.471	1:26.482	72.5

(24) Andrew WALSH			
1	11:07:07.882		61.3
2	11:08:46.458	1:38.576	60.3
3	11:10:19.927	1:33.469	63.4
4	11:11:52.913	1:32.986	64.8
5	11:13:23.266	1:30.353	65.9
6	11:14:50.786	1:27.520	66.1
7	11:16:18.667	1:27.881	65.9
8	11:17:46.355	1:27.688	66.9
9	11:19:12.534	1:26.179	66.1
10	11:20:38.436	1:25.902	65.4

(82) Helen WADDINGTON			
1	11:07:04.688		61.9
2	11:08:48.504	1:43.816	53.3
3	11:10:21.744	1:33.240	64.2
4	11:11:53.381	1:31.637	66.2
5	11:13:23.716	1:30.335	67.9
6	11:14:51.645	1:27.929	68.8
7	11:16:19.222	1:27.577	67.7
8	11:17:45.287	1:26.065	68.0
9	11:19:11.591	1:26.304	67.2
10	11:20:37.575	1:25.984	66.9

(7) Karl GREEN			
1	11:07:05.249		65.7
2	11:08:43.904	1:38.655	66.8
3	11:10:14.215	1:30.311	70.0
4	11:11:41.323	1:27.108	71.1
5	11:13:07.935	1:26.612	70.5
6	11:14:34.444	1:26.509	72.2
7	11:16:01.164	1:26.720	71.2
8	11:17:28.348	1:27.184	71.2
9	11:18:55.908	1:27.560	71.1
10	11:20:24.176	1:28.268	70.6

(58) Gareth JONES			
1	11:07:03.041		61.1
2	11:08:45.557	1:42.516	64.3
3	11:10:23.198	1:37.641	64.2
4	11:12:00.555	1:37.357	63.1
5	11:13:28.300	1:27.745	65.0
6	11:15:03.750	1:35.450	60.6
7	11:16:31.914	1:28.164	62.5
8	11:18:01.810	1:29.896	64.8
9	11:19:28.842	1:27.032	62.3
10	11:20:56.425	1:27.583	67.2

(11) Michael ASHCROFT			
1	11:07:02.264		57.3
2	11:08:41.464	1:39.200	63.9
3	11:10:16.997	1:35.533	66.8
4	11:11:51.261	1:34.264	66.6
5	11:13:22.530	1:31.269	67.6
6	11:14:55.385	1:32.855	66.8
7	11:16:25.821	1:30.436	68.0
8	11:17:54.616	1:28.795	68.0
9	11:19:22.130	1:27.514	67.6
10	11:20:49.430	1:27.300	67.9

(64) Martin RICHARDSON			
1	11:07:03.030		55.0
2	11:08:42.076	1:39.046	64.9
3	11:10:18.420	1:36.344	66.0
4	11:11:52.031	1:33.611	66.2
5	11:13:27.486	1:35.455	66.0
6	11:14:56.160	1:28.674	66.8
7	11:16:24.282	1:28.122	67.8
8	11:17:52.176	1:27.894	66.8
9	11:19:20.300	1:28.124	67.5
10	11:20:51.233	1:30.933	65.7

(73) Lloyd TREDELL			
---------------------------	--	--	--

Clerk of the Course

Sig : _____ Time : _____
 Chief Timekeeper : Ian Sharp (SMART Timing)
 Results available at www.smart-timing.co.uk and www.speedhive.com

Printed: 03/08/2024 11:22:32

Orbits






Bulletin No. _____

SMRC/ICCR Anglesey race meeting

<p>MGCC Cockshoot Cup</p> <p>Race 7 - 1st Race</p> <p>Race (20:00 Time)</p>	<p>Anglesey Coastal 1.550 miles</p> <p>03/08/2024 15:15</p>
---	---



POLE POSITION

1	1	1 David MORRISON 1:19.030
2	3	69 Peter BRAMBLE 1:22.264
3	5	14 Leon WIGNALL 1:23.859
4	7	24 Andrew WALSH 1:25.902
5	9	7 Karl GREEN 1:26.509
6	11	11 Michael ASHCROFT 1:27.300
7	13	73 Lloyd TREDELL 1:28.902

2	4 Keith EGAR 1:20.063
4	44 Mark BELLAMY 1:23.753
6	52 Carl CHADWICK 1:25.573
8	82 Helen WADDINGTON 1:25.984
10	58 Gareth JONES 1:27.032
12	64 Martin RICHARDSON 1:27.894

Clerk of the Course Orbits

Sig : Time :

Chief Timekeeper : Ian Sharp (SMART Timing)

Results available at www.smart-timing.co.uk and www.speedhive.com

Printed: 03/08/2024 11:23:33





Bulletin No. _____

SMRC/ICCR Anglesey race meeting

Sorted on best lap time

Bill Griffin Motors Irish Strykers Championship

Anglesey Coastal 1.550 miles

Qualifying 8

03/08/2024 11:20

Practice (12:00 Time) started at 11:24:30

Pos	No.	Name	Make/Model	CC	Class	Laps	Best Tm	Diff	Best Speed	2nd Best
1	1	Michael CULLEN	Stryker	1800	IST	7	1:16.662		72.787	1:17.077
2	22	Victor CULLEN	Stryker	1800	IST	9	1:17.069	0.407	72.403	1:17.184
3	66	Niall McFADDEN	Raw Stryker	1800	IST	7	1:19.164	2.502	70.487	1:19.648
4	5	Des MEEHAN	Stryker	1800	IST	9	1:19.768	3.106	69.953	1:19.798
5	8	Roger WELARATNE	Raw Stryker	1800	IST	9	1:19.946	3.284	69.797	1:20.040
6	98	Andrew D'ALTON	Stryker	1800	IST	9	1:20.326	3.664	69.467	1:20.607
7	4	Dominic RYAN	Stryker	1800	IST	9	1:20.612	3.950	69.220	1:20.697
8	50	Pat BERGIN	Sylva Stryker	1800	IST	9	1:20.698	4.036	69.147	1:20.949

Clerk of the Course

Orbits

Sig : Time :

Chief Timekeeper : Ian Sharp (SMART Timing)

Results available at www.smart-timing.co.uk and www.speedhive.com

Printed: 03/08/2024 11:37:40



SMRC/ICCR Anglesey race meeting

Bill Griffin Motors Irish Strykers Championship

Anglesey Coastal 1.550 miles

Qualifying 8

03/08/2024 11:20

Practice (12:00 Time) started at 11:24:30

Lap	Time of Day	Lap Tm	SFSpd
(1) Michael CULLEN			
1	11:26:02.050		71.0
2	11:27:20.150	1:18.100	77.0
3	11:28:37.500	1:17.350	77.6
4	11:29:54.701	1:17.201	77.4
5	11:31:11.833	1:17.132	76.6
6	11:32:28.910	1:17.077	77.0
7	11:33:45.572	1:16.662	75.5

Lap	Time of Day	Lap Tm	SFSpd
(22) Victor CULLEN			
1	11:26:02.573		74.2
2	11:27:20.631	1:18.058	76.3
3	11:28:38.075	1:17.444	76.8
4	11:29:55.393	1:17.318	75.0
5	11:31:12.577	1:17.184	75.0
6	11:32:29.646	1:17.069	76.2
7	11:33:49.659	1:20.013	74.0
8	11:35:25.877	1:36.218	73.7
9	11:36:45.041	1:19.164	73.3

Lap	Time of Day	Lap Tm	SFSpd
(66) Niall McFADDEN			
1	11:26:00.199		74.8
2	11:27:21.199	1:21.000	75.0
3	11:28:40.847	1:19.648	73.0
4	11:30:02.164	1:21.317	70.0
5	11:31:22.471	1:20.307	74.5
6	11:32:42.344	1:19.873	73.3
7	11:34:01.508	1:19.164	75.7

Lap	Time of Day	Lap Tm	SFSpd
(5) Des MEEHAN			
1	11:26:01.713		67.6
2	11:27:25.006	1:23.293	73.7
3	11:28:44.804	1:19.798	75.2
4	11:30:10.303	1:25.499	74.1
5	11:31:30.408	1:20.105	75.7
6	11:32:50.714	1:20.306	74.3
7	11:34:11.313	1:20.599	73.0
8	11:35:31.190	1:19.877	74.9
9	11:36:50.958	1:19.768	74.6

Lap	Time of Day	Lap Tm	SFSpd
(8) Roger WELARATNE			
1	11:26:07.116		71.4
2	11:27:31.603	1:24.487	73.5
3	11:28:52.218	1:20.615	74.7
4	11:30:12.955	1:20.737	73.7
5	11:31:33.016	1:20.061	74.0
6	11:32:53.263	1:20.247	72.9
7	11:34:13.209	1:19.946	73.8
8	11:35:33.310	1:20.101	73.9
9	11:36:53.350	1:20.040	74.3

Lap	Time of Day	Lap Tm	SFSpd
(98) Andrew D'ALTON			
1	11:25:58.187		75.0
2	11:27:18.920	1:20.733	72.9
3	11:28:40.532	1:21.612	73.7
4	11:30:04.122	1:23.590	71.9
5	11:31:24.448	1:20.326	72.0
6	11:32:45.204	1:20.756	73.7
7	11:34:06.657	1:21.453	74.3
8	11:35:27.264	1:20.607	70.0
9	11:36:48.002	1:20.738	71.3

Lap	Time of Day	Lap Tm	SFSpd
(4) Dominic RYAN			
1	11:25:57.512		73.8
2	11:27:22.156	1:24.644	75.0
3	11:28:43.976	1:21.820	74.8
4	11:30:04.588	1:20.612	75.6
5	11:31:25.474	1:20.886	76.4
6	11:32:46.465	1:20.991	75.8
7	11:34:07.162	1:20.697	75.9
8	11:35:28.525	1:21.363	73.4
9	11:36:49.936	1:21.411	74.7

Clerk of the Course

Sig : Time :
 Chief Timekeeper : Ian Sharp (SMART Timing)
 Results available at www.smart-timing.co.uk and www.speedhive.com

Printed: 03/08/2024 11:39:42



motor
sport
UK

**RACE
WITH
RESPECT**

Orbits



Bulletin No. _____

SMRC/ICCR Anglesey race meeting


Bill Griffin Motors Irish Strykers Championship

Anglesey Coastal 1.550 miles

Race 8 - 1st Race

03/08/2024 15:50

Race (15:00 Time)



POLE POSITION

1
2
3
4

1	1 Michael CULLEN 1:16.662
3	66 Niall McFADDEN 1:19.164
5	8 Roger WELARATNE 1:19.946
7	4 Dominic RYAN 1:20.612

2	22 Victor CULLEN 1:17.069
4	5 Des MEEHAN 1:19.768
6	98 Andrew D'ALTON 1:20.326
8	50 Pat BERGIN 1:20.698

Clerk of the Course

Sig : Time :
Chief Timekeeper : Ian Sharp (SMART Timing)
Results available at www.smart-timing.co.uk and www.speedhive.com
Printed: 03/08/2024 11:38:42

Orbits



SMRC/ICCR Anglesey race meeting
Sorted on best lap time
Patch Tyre Equipment Junior Mini Challenge
Anglesey Coastal 1.550 miles
Qualifying 6 - AMENDED RESULT
03/08/2024 10:40
Practice (12:00 Time) started at 10:45:57

Pos	No.	Name	Make/Model	CC	Class	Laps	Best Tm	Diff	Best Speed	2nd Best
1	23	Leo RICHARDSON	Mini Cooper	1600	IJM	8	1:24.947		65.688	1:25.019
2	401	Joshua HENRY	Mini Cooper	1600	IJM	8	1:25.297	0.350	65.418	1:25.609
3	6	Logan HOEY	Mini Cooper	1600	IJM	9	1:25.332	0.385	65.392	1:25.425
4	25	Holly DUNION	Mini Cooper	1600	IJM	7	1:25.541	0.594	65.232	1:25.614
5	65	Kyle IRVINE	Mini Cooper	1600	IJM	7	1:25.619	0.672	65.172	1:25.620
6	7	Jack FILDES	Mini Cooper	1600	IJM	7	1:25.710	0.763	65.103	1:25.787
7	22	T J TAFFE	Mini Cooper	1600	IJM	9	1:26.024	1.077	64.866	1:26.123
8	14	Daithi KENNEDY	Mini Cooper	1600	IJM	8	1:26.535	1.588	64.483	1:26.537
9	45	Martin FINNEGAN	Mini Cooper	1600	IJM	8	1:26.842	1.895	64.255	1:27.817
10	80	Harry DOWLING	Mini Cooper	1600	IJM	8	1:27.612	2.665	63.690	1:27.915
11	299	Leah McMANUS	Mini Cooper	1600	IJM	8	1:27.804	2.857	63.551	1:28.139
Not classified										
DQ	33	Lucca MULLINS	Mini Cooper	1600	IJM	7	1:24.871		65.747	1:25.063

Announcements

Car No's 14 & 23 - Selected lap times disallowed - Exceeding track limits

AMENDED RESULT - Car No.45 - Re-Classified

AMENDED RESULT - Car No.33 - Disqualified - Technical infringement

Clerk of the Course
Orbits
Sig : **Time :**
Chief Timekeeper : Ian Sharp (SMART Timing)
Results available at www.smart-timing.co.uk and www.speedhive.com
Printed: 03/08/2024 13:12:33

SMRC/ICCR Anglesey race meeting
Patch Tyre Equipment Junior Mini Challenge
Anglesey Coastal 1.550 miles
Qualifying 6 - AMENDED RESULT
03/08/2024 10:40
Practice (12:00 Time) started at 10:45:57

Lap	Time of Day	Lap Tm	SFSpd
(23) Leo RICHARDSON			
1	10:48:12.664		66.1
2	10:49:38.116	1:25.452	66.4
3	10:51:03.135	1:25.019	66.0
4	10:52:27.977	1:24.842	65.9
5	10:54:08.936	1:40.959	67.2
6	10:55:34.052	1:25.116	66.4
7	10:56:59.247	1:25.195	66.1
8	10:58:24.194	1:24.947	66.2

(401) Joshua HENRY			
1	10:47:46.421		65.3
2	10:49:11.718	1:25.297	62.0
3	10:50:56.193	1:44.475	62.9
4	10:52:21.802	1:25.609	65.4
5	10:53:47.782	1:25.980	64.7
6	10:55:13.482	1:25.700	62.6
7	10:56:39.935	1:26.453	65.3
8	10:58:06.264	1:26.329	64.0

(6) Logan HOEY			
1	10:47:36.966		64.0
2	10:49:02.587	1:25.621	63.8
3	10:50:28.336	1:25.749	64.0
4	10:51:53.668	1:25.332	64.1
5	10:53:19.093	1:25.425	64.0
6	10:54:45.233	1:26.140	63.5
7	10:56:11.004	1:25.771	63.0
8	10:57:36.770	1:25.766	63.9
9	10:59:02.575	1:25.805	64.1

(25) Holly DUNION			
1	10:47:34.132		64.6
2	10:49:00.238	1:26.106	64.8
3	10:50:25.905	1:25.667	63.9
4	10:51:51.446	1:25.541	64.7
5	10:53:17.060	1:25.614	63.1
6	10:56:45.058	3:27.998	63.1
7	10:58:11.159	1:26.101	64.3

(65) Kyle IRVINE			
1	10:47:26.316		65.5
2	10:48:51.935	1:25.619	65.9
3	10:50:17.555	1:25.620	66.6
4	10:53:52.428	3:34.873	65.9
5	10:55:18.224	1:25.796	65.9
6	10:56:43.907	1:25.683	65.7
7	10:58:09.562	1:25.655	65.5

(7) Jack FILDES			
1	10:47:32.844		64.9
2	10:48:58.977	1:26.133	64.7
3	10:50:24.764	1:25.787	65.2
4	10:51:50.474	1:25.710	64.2
5	10:55:44.920	3:54.446	64.7
6	10:57:11.066	1:26.146	63.4
7	10:58:37.129	1:26.063	64.5

(22) T J TAFFE			
1	10:47:33.518		65.2
2	10:48:59.888	1:26.370	65.3
3	10:50:26.901	1:27.013	64.5
4	10:51:52.925	1:26.024	64.9
5	10:53:19.691	1:26.766	64.9
6	10:54:45.814	1:26.123	64.5
7	10:56:11.987	1:26.173	64.1
8	10:57:38.241	1:26.254	64.1
9	10:59:04.567	1:26.326	64.5

(14) Daithi KENNEDY			
1	10:47:49.252		64.7
2	10:49:15.949	1:26.697	64.8
3	10:50:47.641	1:31.692	62.0

Lap	Time of Day	Lap Tm	SFSpd
4	10:52:14.178	1:26.537	62.7
5	10:53:46.101	1:31.923	64.7
6	10:55:12.796	1:26.695	64.2
7	10:56:40.967	1:28.171	65.1
8	10:58:07.502	1:26.535	64.0

(45) Martin FINNEGAN			
1	10:47:49.900		64.1
2	10:49:16.742	1:26.842	63.5
3	10:50:44.559	1:27.817	61.7
4	10:52:13.173	1:28.614	62.1
5	10:53:41.896	1:28.723	62.4
6	10:55:10.321	1:28.425	63.9
7	10:56:38.373	1:28.052	63.2
8	10:58:08.685	1:30.312	62.2

(80) Harry DOWLING			
1	10:47:38.206		63.3
2	10:49:09.190	1:30.984	63.4
3	10:50:37.560	1:28.370	64.0
4	10:52:05.172	1:27.612	63.5
5	10:53:33.389	1:28.217	63.8
6	10:55:02.791	1:29.402	62.8
7	10:56:30.706	1:27.915	62.4
8	10:58:00.927	1:30.221	62.3

(299) Leah McMANUS			
1	10:47:38.426		62.5
2	10:49:07.183	1:28.757	61.0
3	10:50:35.885	1:28.702	61.6
4	10:52:03.689	1:27.804	62.0
5	10:53:32.477	1:28.788	61.9
6	10:55:01.691	1:29.214	61.1
7	10:56:29.830	1:28.139	62.7
8	10:57:58.689	1:28.859	61.2

(33) Lucca MULLINS			
1	10:47:36.325		64.9
2	10:49:01.196	1:24.871	64.6
3	10:52:37.538	3:36.342	64.6
4	10:54:02.601	1:25.063	64.6
5	10:55:28.310	1:25.709	64.7
6	10:56:53.495	1:25.185	65.5
7	10:58:18.734	1:25.239	62.9

Clerk of the Course
Orbits

Sig : **Time :**
Chief Timekeeper : Ian Sharp (SMART Timing)
Results available at www.smart-timing.co.uk and www.speedhive.com






Bulletin No. _____

SMRC/ICCR Anglesey race meeting

Patch Tyre Equipment Junior Mini Challenge
Race 6 - 1st Race
Race (15:00 Time)

Anglesey Coastal 1.550 miles
03/08/2024 14:45



AMENDED GRID - Car No.6 - Re-Class/Car No.33 DQ

POLE POSITION

1	1 23 Leo RICHARDSON 1:24.947	2 401 Joshua HENRY 1:25.297
	3 6 Logan HOEY 1:25.332	
2	5 65 Kyle IRVINE 1:25.619	6 7 Jack FILDES 1:25.710
	7 22 T J TAFFE 1:26.024	
3	9 45 Martin FINNEGAN 1:26.842	10 80 Harry DOWLING 1:27.612
	11 299 Leah McMANUS 1:27.804	

Clerk of the Course Orbits

Sig : Time :
Chief Timekeeper : Ian Sharp (SMART Timing)
Results available at www.smart-timing.co.uk and www.speedhive.com
Printed: 03/08/2024 13:08:57





Bulletin No. _____

SMRC/ICCR Anglesey race meeting

Patch Tyre Equipment Junior Mini Challenge
Race 16 - 2nd Race - AMENDED GRID
Race (15:00 Time)

Anglesey Coastal 1.550 miles
04/08/2024 13:00



AMENDED GRID - Car No.65 Removed

POLE POSITION

1	1 23 Leo RICHARDSON 1:25.019
2	3 401 Joshua HENRY 1:25.609
3	5 7 Jack FILDES 1:25.787
4	7 14 Daithi KENNEDY 1:26.537
5	9 80 Harry DOWLING 1:27.915
6	11 33 Lucca MULLINS 1:25.063

2	6 Logan HOEY 1:25.425
4	25 Holly DUNION 1:25.614
6	22 T J TAFFE 1:26.123
8	45 Martin FINNEGAN 1:27.817
10	299 Leah McMANUS 1:28.139

Clerk of the Course Orbits

Sig : Time :
Chief Timekeeper : Ian Sharp (SMART Timing)
Results available at www.smart-timing.co.uk and www.speedhive.com
Printed: 04/08/2024 11:12:56



SMRC/ICCR Anglesey race meeting
Sorted on best lap time

MGCC Cockshoot Cup

Anglesey Coastal 1.550 miles

Qualifying 7

03/08/2024 11:00

Practice (15:00 Time) started at 11:05:02

Pos	No.	Name	Make/Model	CC	Class	Laps	Best Tm	Diff	Best Speed	2nd Best
1	1	David MORRISON	MG Midget	1380	C	12	1:19.030		70.606	1:19.079
2	4	Keith EGAR	MG Midget	1380	C	8	1:20.063	1.033	69.695	1:20.232
3	69	Peter BRAMBLE	MGB		I	11	1:22.264	3.234	67.830	1:22.593
4	44	Mark BELLAMY	MG ZR170		A	10	1:23.753	4.723	66.624	1:23.876
5	14	Leon WIGNALL	MG ZR170		A	11	1:23.859	4.829	66.540	1:23.938
6	52	Carl CHADWICK	MG Midget		C	10	1:25.573	6.543	65.207	1:26.306
7	24	Andrew WALSH	MG TF		F	10	1:25.902	6.872	64.958	1:26.179
8	82	Helen WADDINGTON	MG ZR170		A	10	1:25.984	6.954	64.896	1:26.065
9	7	Karl GREEN	MGF Cup Car		C	10	1:26.509	7.479	64.502	1:26.612
10	58	Gareth JONES	MGF		F	10	1:27.032	8.002	64.114	1:27.583
11	11	Michael ASHCROFT	MG ZR190		C	10	1:27.300	8.270	63.918	1:27.514
12	64	Martin RICHARDSON	MGB		B	10	1:27.894	8.864	63.486	1:28.122
13	73	Lloyd TREDELL	MGF Cup Car		C	10	1:28.902	9.872	62.766	1:29.319

Clerk of the Course

Orbits

Sig : Time :

Chief Timekeeper : Ian Sharp (SMART Timing)

 Results available at www.smart-timing.co.uk and www.speedhive.com

Printed: 03/08/2024 11:22:16



SMRC/ICCR Anglesey race meeting

MGCC Cockshoot Cup

Anglesey Coastal 1.550 miles

Qualifying 7

03/08/2024 11:00

Practice (15:00 Time) started at 11:05:02

Lap	Time of Day	Lap Tm	SFSpd
(1) David MORRISON			
1	11:06:26.659		71.5
2	11:07:46.945	1:20.286	70.4
3	11:09:06.417	1:19.472	71.9
4	11:10:25.845	1:19.428	71.8
5	11:11:48.201	1:22.356	72.5
6	11:13:08.322	1:20.121	73.3
7	11:14:28.260	1:19.938	71.7
8	11:15:47.514	1:19.254	70.6
9	11:17:06.593	1:19.079	72.2
10	11:18:26.445	1:19.852	71.2
11	11:19:45.941	1:19.496	72.2
12	11:21:04.971	1:19.030	72.2

(4) Keith EGAR			
1	11:06:30.121		71.2
2	11:07:52.151	1:22.030	73.0
3	11:09:13.074	1:20.923	72.8
4	11:10:33.727	1:20.653	72.9
5	11:12:13.503	1:39.776	68.7
6	11:13:33.566	1:20.063	74.6
7	11:15:11.948	1:38.382	75.4
8	11:16:32.180	1:20.232	75.2

(69) Peter BRAMBLE			
1	11:06:51.025		44.7
2	11:08:16.481	1:25.456	65.6
3	11:09:39.828	1:23.347	71.4
4	11:11:03.386	1:23.558	68.3
5	11:12:28.089	1:24.703	71.7
6	11:13:51.204	1:23.115	70.1
7	11:15:14.048	1:22.844	71.8
8	11:16:36.312	1:22.264	70.6
9	11:18:00.870	1:24.558	70.2
10	11:19:23.463	1:22.593	70.3
11	11:20:47.856	1:24.393	68.8

(44) Mark BELLAMY			
1	11:07:05.873		62.1
2	11:08:42.774	1:36.901	64.8
3	11:10:11.319	1:28.545	64.3
4	11:11:37.019	1:25.700	64.6
5	11:13:01.883	1:24.864	67.8
6	11:14:27.388	1:25.505	65.7
7	11:15:52.056	1:24.668	65.9
8	11:17:16.670	1:24.614	65.3
9	11:18:40.546	1:23.876	67.5
10	11:20:04.299	1:23.753	67.2

(14) Leon WIGNALL			
1	11:06:56.444		66.8
2	11:08:23.226	1:26.782	68.0
3	11:09:48.589	1:25.363	68.3
4	11:11:12.818	1:24.229	65.8
5	11:12:37.058	1:24.240	68.8
6	11:14:00.917	1:23.859	68.3
7	11:15:25.181	1:24.264	68.3
8	11:16:49.191	1:24.010	68.5
9	11:18:13.503	1:24.312	68.3
10	11:19:38.204	1:24.701	68.3
11	11:21:02.142	1:23.938	68.4

(52) Carl CHADWICK			
1	11:07:09.265		
2	11:08:44.236	1:34.971	69.7
3	11:10:17.210	1:32.974	71.9
4	11:11:45.691	1:28.481	69.9
5	11:13:13.392	1:27.701	71.8
6	11:14:39.748	1:26.356	73.4
7	11:16:06.054	1:26.306	73.5
8	11:17:32.416	1:26.362	74.0
9	11:18:57.989	1:25.573	74.6
10	11:20:24.471	1:26.482	72.5

(24) Andrew WALSH			
1	11:07:07.882		61.3
2	11:08:46.458	1:38.576	60.3
3	11:10:19.927	1:33.469	63.4
4	11:11:52.913	1:32.986	64.8
5	11:13:23.266	1:30.353	65.9
6	11:14:50.786	1:27.520	66.1
7	11:16:18.667	1:27.881	65.9
8	11:17:46.355	1:27.688	66.9
9	11:19:12.534	1:26.179	66.1
10	11:20:38.436	1:25.902	65.4

(82) Helen WADDINGTON			
1	11:07:04.688		61.9
2	11:08:48.504	1:43.816	53.3
3	11:10:21.744	1:33.240	64.2
4	11:11:53.381	1:31.637	66.2
5	11:13:23.716	1:30.335	67.9
6	11:14:51.645	1:27.929	68.8
7	11:16:19.222	1:27.577	67.7
8	11:17:45.287	1:26.065	68.0
9	11:19:11.591	1:26.304	67.2
10	11:20:37.575	1:25.984	66.9

(7) Karl GREEN			
1	11:07:05.249		65.7
2	11:08:43.904	1:38.655	66.8
3	11:10:14.215	1:30.311	70.0
4	11:11:41.323	1:27.108	71.1
5	11:13:07.935	1:26.612	70.5
6	11:14:34.444	1:26.509	72.2
7	11:16:01.164	1:26.720	71.2
8	11:17:28.348	1:27.184	71.2
9	11:18:55.908	1:27.560	71.1
10	11:20:24.176	1:28.268	70.6

(58) Gareth JONES			
1	11:07:03.041		61.1
2	11:08:45.557	1:42.516	64.3
3	11:10:23.198	1:37.641	64.2
4	11:12:00.555	1:37.357	63.1
5	11:13:28.300	1:27.745	65.0
6	11:15:03.750	1:35.450	60.6
7	11:16:31.914	1:28.164	62.5
8	11:18:01.810	1:29.896	64.8
9	11:19:28.842	1:27.032	62.3
10	11:20:56.425	1:27.583	67.2

(11) Michael ASHCROFT			
1	11:07:02.264		57.3
2	11:08:41.464	1:39.200	63.9
3	11:10:16.997	1:35.533	66.8
4	11:11:51.261	1:34.264	66.6
5	11:13:22.530	1:31.269	67.6
6	11:14:55.385	1:32.855	66.8
7	11:16:25.821	1:30.436	68.0
8	11:17:54.616	1:28.795	68.0
9	11:19:22.130	1:27.514	67.6
10	11:20:49.430	1:27.300	67.9

(64) Martin RICHARDSON			
1	11:07:03.030		55.0
2	11:08:42.076	1:39.046	64.9
3	11:10:18.420	1:36.344	66.0
4	11:11:52.031	1:33.611	66.2
5	11:13:27.486	1:35.455	66.0
6	11:14:56.160	1:28.674	66.8
7	11:16:24.282	1:28.122	67.8
8	11:17:52.176	1:27.894	66.8
9	11:19:20.300	1:28.124	67.5
10	11:20:51.233	1:30.933	65.7

(73) Lloyd TREDELL			
---------------------------	--	--	--

Clerk of the Course

Sig : _____ Time : _____
 Chief Timekeeper : Ian Sharp (SMART Timing)
 Results available at www.smart-timing.co.uk and www.speedhive.com

Printed: 03/08/2024 11:22:32

Orbits






Bulletin No. _____

SMRC/ICCR Anglesey race meeting

<p>MGCC Cockshoot Cup</p> <p>Race 7 - 1st Race</p> <p>Race (20:00 Time)</p>	<p>Anglesey Coastal 1.550 miles</p> <p>03/08/2024 15:15</p>
---	---



POLE POSITION

1	1 1 David MORRISON 1:19.030	2	2 4 Keith EGAR 1:20.063
2	3 69 Peter BRAMBLE 1:22.264	4	4 44 Mark BELLAMY 1:23.753
3	5 14 Leon WIGNALL 1:23.859	6	6 52 Carl CHADWICK 1:25.573
4	7 24 Andrew WALSH 1:25.902	8	8 82 Helen WADDINGTON 1:25.984
5	9 7 Karl GREEN 1:26.509	10	10 58 Gareth JONES 1:27.032
6	11 11 Michael ASHCROFT 1:27.300	12	12 64 Martin RICHARDSON 1:27.894
7	13 73 Lloyd TREDELL 1:28.902		

Clerk of the Course Orbits

Sig : Time :

Chief Timekeeper : Ian Sharp (SMART Timing)

Results available at www.smart-timing.co.uk and www.speedhive.com

Printed: 03/08/2024 11:23:33





Bulletin No. _____

SMRC/ICCR Anglesey race meeting

Sorted on best lap time

Bill Griffin Motors Irish Strykers Championship

Anglesey Coastal 1.550 miles

Qualifying 8

03/08/2024 11:20

Practice (12:00 Time) started at 11:24:30

Pos	No.	Name	Make/Model	CC	Class	Laps	Best Tm	Diff	Best Speed	2nd Best
1	1	Michael CULLEN	Stryker	1800	IST	7	1:16.662		72.787	1:17.077
2	22	Victor CULLEN	Stryker	1800	IST	9	1:17.069	0.407	72.403	1:17.184
3	66	Niall McFADDEN	Raw Stryker	1800	IST	7	1:19.164	2.502	70.487	1:19.648
4	5	Des MEEHAN	Stryker	1800	IST	9	1:19.768	3.106	69.953	1:19.798
5	8	Roger WELARATNE	Raw Stryker	1800	IST	9	1:19.946	3.284	69.797	1:20.040
6	98	Andrew D'ALTON	Stryker	1800	IST	9	1:20.326	3.664	69.467	1:20.607
7	4	Dominic RYAN	Stryker	1800	IST	9	1:20.612	3.950	69.220	1:20.697
8	50	Pat BERGIN	Sylva Stryker	1800	IST	9	1:20.698	4.036	69.147	1:20.949

Clerk of the Course

Orbits

Sig : Time :
Chief Timekeeper : Ian Sharp (SMART Timing)
Results available at www.smart-timing.co.uk and www.speedhive.com
Printed: 03/08/2024 11:37:40



SMRC/ICCR Anglesey race meeting

Bill Griffin Motors Irish Strykers Championship

Anglesey Coastal 1.550 miles

Qualifying 8

03/08/2024 11:20

Practice (12:00 Time) started at 11:24:30

Lap	Time of Day	Lap Tm	SFSpd
(1) Michael CULLEN			
1	11:26:02.050		71.0
2	11:27:20.150	1:18.100	77.0
3	11:28:37.500	1:17.350	77.6
4	11:29:54.701	1:17.201	77.4
5	11:31:11.833	1:17.132	76.6
6	11:32:28.910	1:17.077	77.0
7	11:33:45.572	1:16.662	75.5

Lap	Time of Day	Lap Tm	SFSpd
(22) Victor CULLEN			
1	11:26:02.573		74.2
2	11:27:20.631	1:18.058	76.3
3	11:28:38.075	1:17.444	76.8
4	11:29:55.393	1:17.318	75.0
5	11:31:12.577	1:17.184	75.0
6	11:32:29.646	1:17.069	76.2
7	11:33:49.659	1:20.013	74.0
8	11:35:25.877	1:36.218	73.7
9	11:36:45.041	1:19.164	73.3

Lap	Time of Day	Lap Tm	SFSpd
(66) Niall McFADDEN			
1	11:26:00.199		74.8
2	11:27:21.199	1:21.000	75.0
3	11:28:40.847	1:19.648	73.0
4	11:30:02.164	1:21.317	70.0
5	11:31:22.471	1:20.307	74.5
6	11:32:42.344	1:19.873	73.3
7	11:34:01.508	1:19.164	75.7

Lap	Time of Day	Lap Tm	SFSpd
(5) Des MEEHAN			
1	11:26:01.713		67.6
2	11:27:25.006	1:23.293	73.7
3	11:28:44.804	1:19.798	75.2
4	11:30:10.303	1:25.499	74.1
5	11:31:30.408	1:20.105	75.7
6	11:32:50.714	1:20.306	74.3
7	11:34:11.313	1:20.599	73.0
8	11:35:31.190	1:19.877	74.9
9	11:36:50.958	1:19.768	74.6

Lap	Time of Day	Lap Tm	SFSpd
(8) Roger WELARATNE			
1	11:26:07.116		71.4
2	11:27:31.603	1:24.487	73.5
3	11:28:52.218	1:20.615	74.7
4	11:30:12.955	1:20.737	73.7
5	11:31:33.016	1:20.061	74.0
6	11:32:53.263	1:20.247	72.9
7	11:34:13.209	1:19.946	73.8
8	11:35:33.310	1:20.101	73.9
9	11:36:53.350	1:20.040	74.3

Lap	Time of Day	Lap Tm	SFSpd
(98) Andrew D'ALTON			
1	11:25:58.187		75.0
2	11:27:18.920	1:20.733	72.9
3	11:28:40.532	1:21.612	73.7
4	11:30:04.122	1:23.590	71.9
5	11:31:24.448	1:20.326	72.0
6	11:32:45.204	1:20.756	73.7
7	11:34:06.657	1:21.453	74.3
8	11:35:27.264	1:20.607	70.0
9	11:36:48.002	1:20.738	71.3

Lap	Time of Day	Lap Tm	SFSpd
(4) Dominic RYAN			
1	11:25:57.512		73.8
2	11:27:22.156	1:24.644	75.0
3	11:28:43.976	1:21.820	74.8
4	11:30:04.588	1:20.612	75.6
5	11:31:25.474	1:20.886	76.4
6	11:32:46.465	1:20.991	75.8
7	11:34:07.162	1:20.697	75.9
8	11:35:28.525	1:21.363	73.4
9	11:36:49.936	1:21.411	74.7

Clerk of the Course

Sig : Time :
 Chief Timekeeper : Ian Sharp (SMART Timing)
 Results available at www.smart-timing.co.uk and www.speedhive.com

Printed: 03/08/2024 11:39:42



motor
sport
UK

**RACE
WITH
RESPECT**

Orbits



Bulletin No. _____

SMRC/ICCR Anglesey race meeting


Bill Griffin Motors Irish Strykers Championship

Anglesey Coastal 1.550 miles

Race 8 - 1st Race

03/08/2024 15:50

Race (15:00 Time)



POLE POSITION

1	1 1 Michael CULLEN 1:16.662
2	3 66 Niall McFADDEN 1:19.164
3	5 8 Roger WELARATNE 1:19.946
4	7 4 Dominic RYAN 1:20.612

2	22 Victor CULLEN 1:17.069
4	5 Des MEEHAN 1:19.768
6	98 Andrew D'ALTON 1:20.326
8	50 Pat BERGIN 1:20.698

Clerk of the Course Orbits

Sig : Time :
Chief Timekeeper : Ian Sharp (SMART Timing)
Results available at www.smart-timing.co.uk and www.speedhive.com
Printed: 03/08/2024 11:38:42



SMRC/ICCR Anglesey race meeting
Sorted on Laps
SEAT Supercup Ireland & Precision Graphics ITCC
Anglesey Coastal 1.550 miles
Race 1 - 1st Race - AMENDED RESULT
03/08/2024 11:45
Race (15:00 Time) started at 11:48:16

Pos	No.	Name	Make/Model	CC	Class	Laps	Total Tm	Diff	Best Tm	In Lap	2nd Best
1	28	Max TURLEY	Seat Leon Supercopa	2000	IS	13	16:11.754		1:13.739	5	1:13.804
2	8	Rod McGOVERN	Seat Leon Supercopa	2000	IS	13	16:15.994	4.240	1:13.772	5	1:14.253
3	11	Stephen WRIGHT	Seat Leon Supercopa	2000	IS	13	16:20.478	8.724	1:13.804	3	1:13.990
4	6	Dave MAGUIRE	Seat Leon Supercopa	2000	IS	13	16:20.992	9.238	1:14.132	5	1:14.212
5	7	Gary CORCORAN	Seat Leon Supercopa	2000	IS	13	16:26.566	14.812	1:14.224	6	1:14.282
6	10	Barry ENGLISH	Seat Leon Supercopa	2000	IS	13	16:33.551	21.797	1:14.740	5	1:14.966
7	149	Ian STRYKER	Honda Integra DC2	2000	ITB	13	17:08.463	56.709	1:15.928	3	1:16.477
8	77	Stuart CURRAN	Honda Integra	2400	ITA	12	16:30.801	1 Lap	1:20.226	5	1:20.289
9	142	Paul PARR	Seat Leon Supercopa	2000	IS	12	16:32.595	1 Lap	1:13.193	2	1:14.085
10	3	Owain DROUGHT	VW Golf	2000	ITA	12	16:39.806	1 Lap	1:19.963	4	1:20.201
11	433	Ryan STRYKER	Honda Civic	2000	ITB	12	16:54.554	1 Lap	1:20.737	4	1:20.994
Not classified (80% = 10 Laps)											
	12	Cian WALSH	Honda Civic Type 3 EP3	2400	ITA	6	16:55.290	7 Laps	1:13.791	4	1:14.042
	55	Eddie PETERSON	Seat Leon Supercopa	2000	IS	2	16:49.493	11 Laps	1:38.641	1	

Announcements

New Track Record (1:13.193) for Irish SEAT's by Paul BARR.

Car No.7 - Racetime includes 5 second time penalty - Exceeding track limits

AMENDED RESULT - 14:00 Car No.6 - One place penalty applied - Gaining unfair advantage

Margin of Victory	Avg. Speed	Best Lap Tm	Best Speed	Best Lap by
4.240	74.649	1:13.193	76.237	142 - Paul PARR

Clerk of the Course
Orbits

Sig : Time :

Chief Timekeeper : Ian Sharp (SMART Timing)

 Results available at www.smart-timing.co.uk and www.speedhive.com

Printed: 03/08/2024 14:35:33


 motor
sport
UK

**RACE
WITH
RESPECT**

SMRC/ICCR Anglesey race meeting
SEAT Supercup Ireland & Precision Graphics ITCC
Anglesey Coastal 1.550 miles
Race 1 - 1st Race - AMENDED RESULT
03/08/2024 11:45
Race (15:00 Time) started at 11:48:16

Lap	Time of Day	Lap Tm	SFSpd	Lap	Time of Day	Lap Tm	SFSpd	Lap	Time of Day	Lap Tm	SFSpd
(28) Max TURLEY				5	11:54:37.941	1:14.317	80.3	(3) Owain DROUGHT			
1	11:49:34.573	1:17.076	77.1	6	11:55:52.165	1:14.224	80.7	1	11:49:58.320	1:25.476	76.4
2	11:50:48.814	1:14.241	80.2	7	11:57:06.593	1:14.428	78.0	2	11:51:18.545	1:20.225	77.0
3	11:52:02.642	1:13.828	80.5	8	11:58:21.502	1:14.909	78.8	3	11:52:38.746	1:20.201	79.1
4	11:53:16.595	1:13.953	81.5	9	11:59:36.430	1:14.928	79.4	4	11:53:58.709	1:19.963	80.8
5	11:54:30.334	1:13.739	80.8	10	12:00:51.635	1:15.205	79.0	5	11:55:18.981	1:20.272	79.8
6	11:55:44.138	1:13.804	79.8	11	12:02:07.166	1:15.531	80.0	6	11:56:39.481	1:20.500	76.0
7	11:56:58.366	1:14.228	78.8	12	12:03:22.686	1:15.520	80.7	7	11:58:00.591	1:21.110	77.5
8	11:58:12.829	1:14.463		13	12:04:37.859	1:15.173		8	11:59:21.735	1:21.144	75.7
9	11:59:27.314	1:14.485		(10) Barry ENGLISH				9	12:00:45.462	1:23.727	76.0
10	12:00:43.001	1:15.687	76.0	1	11:49:36.980	1:19.215	78.7	10	12:02:09.471	1:24.009	76.9
11	12:01:57.979	1:14.978	78.4	2	11:50:52.142	1:15.162	81.5	11	12:03:32.199	1:22.728	76.3
12	12:03:12.907	1:14.928		3	11:52:12.685	1:20.543	83.9	12	12:04:56.099	1:23.900	68.9
13	12:04:28.047	1:15.140	77.5	4	11:53:28.134	1:15.449	82.2	(433) Ryan STRYKER			
(8) Rod McGOVERN				5	11:54:42.874	1:14.740	83.0	1	11:49:59.152	1:26.369	71.7
1	11:49:33.929	1:17.459	78.7	6	11:55:57.993	1:15.119	84.3	2	11:51:20.606	1:21.454	71.8
2	11:50:48.182	1:14.253	79.6	7	11:57:13.670	1:15.677	83.4	3	11:52:42.307	1:21.701	73.0
3	11:52:03.222	1:15.040	76.5	8	11:58:28.636	1:14.966	79.8	4	11:54:03.044	1:20.737	75.0
4	11:53:17.588	1:14.366	79.0	9	11:59:44.261	1:15.625	81.3	5	11:55:24.282	1:21.238	75.0
5	11:54:31.360	1:13.772	80.0	10	12:00:59.708	1:15.447	81.1	6	11:56:45.276	1:20.994	74.2
6	11:55:46.084	1:14.724	79.8	11	12:02:15.751	1:16.043	79.0	7	11:58:07.463	1:22.187	74.2
7	11:57:00.813	1:14.729	79.7	12	12:03:32.513	1:16.762	79.3	8	11:59:32.543	1:25.080	71.1
8	11:58:15.269	1:14.456	78.9	13	12:04:49.844	1:17.331	81.0	9	12:00:57.627	1:25.084	73.7
9	11:59:30.292	1:15.023	79.2	(149) Ian STRYKER				10	12:02:22.126	1:24.499	74.2
10	12:00:45.799	1:15.507	77.1	1	11:49:52.199	1:19.272	78.2	11	12:03:46.774	1:24.648	74.2
11	12:02:01.894	1:16.095	79.0	2	11:51:09.641	1:17.442	72.7	12	12:05:10.847	1:24.073	73.7
12	12:03:16.894	1:15.000	79.1	3	11:52:25.569	1:15.928	78.0	(12) Cian WALSH			
13	12:04:32.287	1:15.393	77.8	4	11:53:42.385	1:16.816		1	11:49:50.738	1:18.483	69.3
(11) Stephen WRIGHT				5	11:55:01.972	1:19.587	76.5	2	11:51:26.755	1:36.017	
1	11:49:36.578	1:19.424	80.3	6	11:56:20.631	1:18.659	77.0	3	12:01:29.228	10:02.473	81.6
2	11:50:50.751	1:14.173	80.6	7	11:57:39.152	1:18.521	74.9	4	12:02:43.019	1:13.791	
3	11:52:04.555	1:13.804	81.2	8	11:58:57.910	1:18.758	78.3	5	12:03:57.541	1:14.522	83.7
4	11:53:18.963	1:14.408	81.2	9	12:00:15.570	1:17.660	78.9	6	12:05:11.583	1:14.042	
5	11:54:32.953	1:13.990	79.1	10	12:01:32.047	1:16.477	79.8	(55) Eddie PETERSON			
6	11:55:47.566	1:14.613	81.1	11	12:02:48.703	1:16.656		1	12:05:05.786	1:38.641	63.7
7	11:57:02.311	1:14.745	81.2	12	12:04:06.375	1:17.672	78.8	(77) Stuart CURRAN			
8	11:58:17.065	1:14.754	80.1	13	12:05:24.756	1:18.381	77.1	1	11:49:55.898	1:22.836	79.0
9	11:59:35.526	1:18.461	80.2	(6) Dave MAGUIRE				2	11:51:16.780	1:20.882	79.0
10	12:00:51.045	1:15.519	81.3	1	11:49:35.131	1:18.176	80.3	3	11:52:37.069	1:20.289	74.1
11	12:02:06.003	1:14.958	81.0	2	11:50:49.343	1:14.212	80.3	4	11:53:57.788	1:20.719	72.9
12	12:03:21.327	1:15.324	81.1	3	11:52:03.790	1:14.447	78.8	5	11:55:18.014	1:20.226	73.3
13	12:04:36.771	1:15.444	80.8	4	11:53:18.370	1:14.580	81.0	6	11:56:39.763	1:21.749	81.0
(7) Gary CORCORAN				5	11:54:32.502	1:14.132	80.2	7	11:58:01.182	1:21.419	73.8
1	11:49:37.537	1:19.802	79.2	6	11:55:47.180	1:14.678	80.5	8	11:59:22.033	1:20.851	80.6
2	11:50:53.102	1:15.565	78.3	7	11:57:02.013	1:14.833	80.0	9	12:00:42.804	1:20.771	75.0
3	11:52:09.342	1:16.240	78.0	8	11:58:16.697	1:14.684	80.1	10	12:02:03.949	1:21.145	81.4
4	11:53:23.624	1:14.282	80.5	9	11:59:32.476	1:15.779	77.0	11	12:03:24.468	1:20.519	77.7
(142) Paul PARR				10	12:00:47.345	1:14.869	79.4	12	12:04:47.094	1:22.626	72.8
1	11:51:09.391	1:14.845	77.4	11	12:02:03.066	1:15.721	79.0	(7) Gary CORCORAN			
2	11:52:22.584	1:13.193	81.0	12	12:03:18.392	1:15.326	79.0	1	11:49:37.537	1:19.802	79.2
3	11:53:36.669	1:14.085	80.9	13	12:04:36.285	1:17.893	79.2	2	11:50:53.102	1:15.565	78.3
4	11:54:50.862	1:14.193	80.8	(7) Gary CORCORAN				3	11:52:09.342	1:16.240	78.0
5	11:56:06.706	1:15.844	76.0	1	11:49:37.537	1:19.802	79.2	4	11:53:23.624	1:14.282	80.5
6	11:57:54.010	1:47.304	71.6	2	11:50:53.102	1:15.565	78.3	(142) Paul PARR			
7	11:59:23.450	1:29.440	72.9	3	11:52:09.342	1:16.240	78.0	1	11:51:09.391	1:14.845	77.4
8	12:00:41.722	1:18.272	80.8	4	11:53:23.624	1:14.282	80.5	2	11:52:22.584	1:13.193	81.0
9	12:01:56.012	1:14.290	78.8	5	11:54:50.862	1:14.193	80.8	3	11:53:36.669	1:14.085	80.9
10	12:03:13.772	1:17.760	81.2	6	11:56:06.706	1:15.844	76.0	4	11:54:50.862	1:14.193	80.8
11	12:04:48.888	1:35.116	57.7	7	11:57:54.010	1:47.304	71.6	5	11:56:06.706	1:15.844	76.0

Clerk of the Course
Orbits
Sig : _____ **Time :** _____
Chief Timekeeper : Ian Sharp (SMART Timing)
Results available at www.smart-timing.co.uk and www.speedhive.com




Bulletin No. _____

SMRC/ICCR Anglesey race meeting

Lapchart

SEAT Supercup Ireland & Precision Graphics ITCC

Anglesey Coastal 1.550 miles

Race 1 - 1st Race - AMENDED RESULT

03/08/2024 11:45

Race (15:00 Time) started at 11:48:16

Competitors	Laps													
	0	1	2	3	4	5	6	7	8	9	10	11	12	13
Rod McGOVERN (8)	1	8	8	8	28	28	28	28	28	28	28	28	28	28
Dave MAGUIRE (6)	2	6	28	28	8	8	8	8	8	8	8	8	8	8
Stephen WRIGHT (11)	3	11	6	6	6	6	6	6	6	6	6	6	6	6
Max TURLEY (28)	4	28	11	11	11	11	11	11	11	11	11	11	11	11
Gary CORCORAN (7)	5	7	10	10	7	7	7	7	7	7	7	7	7	7
Barry ENGLISH (10)	6	10	7	7	10	10	10	10	10	10	10	10	10	10
Cian WALSH (12)	7	12	12	149	149	149	149	149	149	149	149	149	149	149
Ryan STRYKER (433)	8	433	149	77	77	77	77	3	3	3	77	77	77	77
Owain DROUGHT (3)	9	3	77	3	3	3	3	77	77	77	3	3	3	3
Ian STRYKER (149)	10	149	3	433	433	433	433	433	433	433	433	433	433	433
Stuart CURRAN (77)	11	77	433	12	142	142	142	142	142	142	142	142	142	142
Paul PARR (142)	12	142	142	142	12	12	12	12						
Eddie PETERSON (55)	13	55	55											

Clerk of the Course

Sig : Time :
Chief Timekeeper : Ian Sharp (SMART Timing)
Results available at www.smart-timing.co.uk and www.speedhive.com

Printed: 03/08/2024 14:36:08

Orbits






Bulletin No. _____

SMRC/ICCR Anglesey race meeting

SEAT Supercup Ireland & Precision Graphics ITCC
Race 12 - 2nd Race - AMENDED GRID
Race (15:00 Time)

Anglesey Coastal 1.550 miles
04/08/2024 10:30



AMENDED GRID - Car No.6 - One place penalty

POLE POSITION

1	1 142 Paul BARR
2	3 7 Gary CORCORAN
3	5 11 Stephen WRIGHT
4	7 28 Max TURLEY
5	9
6	11
7	13 433 Ryan STRYKER
8	15 77 Stuart CURRAN
9	17 12 Cian WALSH

2	10 Barry ENGLISH
4	6 Dave MAGUIRE
6	8 Rod McGOVERN
8	55 Eddie PETERSON
10	
12	
14	3 Owain DROUGHT
16	149 Ian STRYKER

Clerk of the Course Orbits

Sig : Time :
Chief Timekeeper : Ian Sharp (SMART Timing)
Results available at www.smart-timing.co.uk and www.speedhive.com
Printed: 03/08/2024 14:31:37



SMRC/ICCR Anglesey race meeting
Sorted on Laps
Alloy Repair Centre Fiesta ST & Scottish ST Cup
Anglesey Coastal 1.550 miles
Race 2 - 1st Race
03/08/2024 12:15
Race (15:00 Time) started at 12:12:37

Pos	No.	Name	Make/Model	CC	Class	Laps	Total Tm	Diff	Best Tm	In Lap	2nd Best
1	21	Kieren PREEDY	Ford Fiesta ST	2000	ST	11	15:30.927		1:23.239	2	1:23.856
2	147	Gerry HENDRY	Ford Fiesta ST	2000	ST	11	15:30.989	0.062	1:23.427	3	1:23.526
3	871	Jensen BELL	Ford Fiesta ST	2000	ST	11	15:31.417	0.490	1:23.177	2	1:23.660
4	99	James DICKIE	Ford Fiesta ST	2000	STN	11	15:31.917	0.990	1:23.913	5	1:24.015
5	5	Lorn MURRAY	Ford Fiesta ST	2000	STC	11	15:34.095	3.168	1:24.145	5	1:24.217
6	35	Andrew MACKIE	Ford Fiesta ST	2000	ST	11	15:34.724	3.797	1:23.536	2	1:23.670
7	83	Sophie KINGHORN	Ford Fiesta ST	2000	STCN	11	15:40.841	9.914	1:24.639	3	1:24.762
8	4	Victor CULLEN	Ford Fiesta ST	2000	IST	11	15:45.585	14.658	1:23.582	2	1:23.911
9	1	Michael CULLEN	Ford Fiesta ST	2000	IST	11	15:46.370	15.443	1:23.221	2	1:23.782
10	61	Peter CRUICKSHANK	Ford Fiesta ST	2000	ST	11	15:47.413	16.486	1:24.348	2	1:24.950
11	44	Ross BARNES	Ford Fiesta ST	2000	IST	11	15:53.002	22.075	1:23.390	2	1:23.715
12	121	Trevor FARRAR	Ford Fiesta ST	2000	IST	11	15:55.004	24.077	1:23.701	2	1:24.587
13	132	Roy WHITE	Ford Fiesta ST	2000	IST	11	15:55.199	24.272	1:23.908	2	1:24.545
14	60	Brendan FITZGERALD	Ford Fiesta ST	2000	IST	11	15:56.505	25.578	1:23.784	2	1:24.427
15	14	Gordon KELLETT	Ford Fiesta ST	2000	IST	11	16:00.478	29.551	1:24.451	5	1:24.686
16	58	Kenneth LEES	Ford Fiesta ST	2000	STCN	11	16:01.044	30.117	1:25.586	2	1:25.842
17	3	Stewart SCOTT	Ford Fiesta ST	2000	ST	11	16:01.585	30.658	1:25.086	2	1:25.619
18	88	Marcus HAYES	Ford Fiesta ST	2000	IST	11	16:24.094	53.167	1:26.469	2	1:26.638
19	30	Michael GORDON	Ford Fiesta ST	2000	STN	11	16:33.667	1:02.740	1:25.196	2	1:26.108
Not classified											
DNF	199	Darragh McMULLEN	Ford Fiesta ST	2000	IST	6	8:44.683	DNF	1:23.758	2	1:24.206
DNS	32	Daniel FORBES	Ford Fiesta ST	2000	STN			DNS		0	

Announcements

New Track Record (1:23.221) for Irish Ford Fiesta ST by Michael CULLEN.

Margin of Victory	Avg. Speed	Best Lap Tm	Best Speed	Best Lap by
0.062	65.934	1:23.177	67.086	871 - Jensen BELL

Clerk of the Course
Orbits

Sig : Time :
 Chief Timekeeper : Ian Sharp (SMART Timing)
 Results available at www.smart-timing.co.uk and www.speedhive.com



SMRC/ICCR Anglesey race meeting

Alloy Repair Centre Fiesta ST & Scottish ST Cup

Anglesey Coastal 1.550 miles

Race 2 - 1st Race

03/08/2024 12:15

Race (15:00 Time) started at 12:12:37

Lap	Time of Day	Lap Tm	SFSpd
(21) Kieren PREEDY			
1	12:14:04.361	1:26.429	69.0
2	12:15:27.600	1:23.239	68.8
3	12:16:51.456	1:23.856	68.1
4	12:18:16.130	1:24.674	64.1
5	12:19:40.943	1:24.813	67.9
6	12:21:05.301	1:24.358	68.3
7	12:22:30.277	1:24.976	65.9
8	12:23:54.646	1:24.369	67.9
9	12:25:18.990	1:24.344	68.3
10	12:26:43.475	1:24.485	68.3
11	12:28:08.653	1:25.178	63.7

Lap	Time of Day	Lap Tm	SFSpd
(147) Gerry HENDRY			
1	12:14:06.357	1:26.393	66.8
2	12:15:30.683	1:24.326	66.6
3	12:16:54.110	1:23.427	67.9
4	12:18:17.636	1:23.526	67.2
5	12:19:41.754	1:24.118	68.0
6	12:21:05.713	1:23.959	68.0
7	12:22:30.634	1:24.921	65.7
8	12:23:55.171	1:24.537	67.9
9	12:25:19.403	1:24.232	67.9
10	12:26:44.091	1:24.688	66.7
11	12:28:08.715	1:24.624	65.1

Lap	Time of Day	Lap Tm	SFSpd
(871) Jensen BELL			
1	12:14:04.974	1:27.092	68.1
2	12:15:28.151	1:23.177	
3	12:16:51.811	1:23.660	
4	12:18:16.341	1:24.530	63.9
5	12:19:42.062	1:25.721	67.6
6	12:21:06.121	1:24.059	67.5
7	12:22:30.837	1:24.716	67.1
8	12:23:55.581	1:24.744	60.2
9	12:25:20.020	1:24.439	67.5
10	12:26:44.819	1:24.799	66.9
11	12:28:09.143	1:24.324	58.7

Lap	Time of Day	Lap Tm	SFSpd
(99) James DICKIE			
1	12:14:06.729	1:25.929	67.3
2	12:15:30.861	1:24.132	66.4
3	12:16:54.876	1:24.015	68.3
4	12:18:18.955	1:24.079	67.6
5	12:19:42.868	1:23.913	68.3
6	12:21:07.011	1:24.143	67.7
7	12:22:31.179	1:24.168	65.2
8	12:23:55.930	1:24.751	66.6
9	12:25:20.414	1:24.484	66.7
10	12:26:45.061	1:24.647	67.3
11	12:28:09.643	1:24.582	66.7

Lap	Time of Day	Lap Tm	SFSpd
(5) Lorn MURRAY			
1	12:14:05.991	1:26.843	66.8
2	12:15:31.361	1:25.370	67.5
3	12:16:55.704	1:24.343	66.9
4	12:18:19.921	1:24.217	66.9
5	12:19:44.066	1:24.145	67.2
6	12:21:08.587	1:24.521	67.3
7	12:22:33.015	1:24.428	66.9
8	12:23:57.609	1:24.594	67.4
9	12:25:22.060	1:24.451	66.2
10	12:26:46.926	1:24.866	67.5
11	12:28:11.821	1:24.895	66.4

Lap	Time of Day	Lap Tm	SFSpd
(35) Andrew MACKIE			
1	12:14:08.849	1:28.948	64.8
2	12:15:32.385	1:23.536	65.5
3	12:16:56.055	1:23.670	67.8
4	12:18:20.408	1:24.353	67.5
5	12:19:44.688	1:24.280	63.1
6	12:21:08.953	1:24.265	66.8
7	12:22:33.397	1:24.444	65.9

Lap	Time of Day	Lap Tm	SFSpd
8	12:23:57.891	1:24.494	67.0
9	12:25:22.480	1:24.589	65.2
10	12:26:47.595	1:25.115	64.1
11	12:28:12.450	1:24.855	64.0

Lap	Time of Day	Lap Tm	SFSpd
(83) Sophie KINGHORN			
1	12:14:08.116	1:27.428	67.2
2	12:15:33.185	1:25.069	66.2
3	12:16:57.824	1:24.639	67.1
4	12:18:22.586	1:24.762	66.2
5	12:19:47.414	1:24.828	67.1
6	12:21:12.335	1:24.921	66.1
7	12:22:37.386	1:25.051	66.5
8	12:24:02.451	1:25.065	65.9
9	12:25:27.920	1:25.469	66.4
10	12:26:52.786	1:24.866	66.6
11	12:28:18.567	1:25.781	65.5

Lap	Time of Day	Lap Tm	SFSpd
(4) Victor CULLEN			
1	12:14:19.468	1:24.858	69.0
2	12:15:43.050	1:23.582	68.7
3	12:17:06.961	1:23.911	68.3
4	12:18:31.251	1:24.290	68.3
5	12:19:55.649	1:24.398	67.8
6	12:21:20.223	1:24.574	68.4
7	12:22:45.153	1:24.930	68.2
8	12:24:09.450	1:24.297	68.1
9	12:25:33.995	1:24.545	67.9
10	12:26:58.722	1:24.727	66.8
11	12:28:23.311	1:24.589	67.4

Lap	Time of Day	Lap Tm	SFSpd
(1) Michael CULLEN			
1	12:14:18.998	1:24.689	69.4
2	12:15:42.219	1:23.221	68.9
3	12:17:06.001	1:23.782	68.8
4	12:18:29.796	1:23.795	67.6
5	12:19:54.492	1:24.696	67.6
6	12:21:20.657	1:26.165	68.3
7	12:22:45.565	1:24.908	67.6
8	12:24:10.004	1:24.439	66.7
9	12:25:34.703	1:24.699	66.6
10	12:26:59.386	1:24.683	63.3
11	12:28:24.096	1:24.710	65.6

Lap	Time of Day	Lap Tm	SFSpd
(61) Peter CRUICKSHANK			
1	12:14:09.680	1:30.428	67.5
2	12:15:34.028	1:24.348	65.0
3	12:16:59.163	1:25.135	67.6
4	12:18:24.796	1:25.633	64.1
5	12:19:49.932	1:25.136	66.1
6	12:21:14.882	1:24.950	66.1
7	12:22:40.797	1:25.915	65.5
8	12:24:06.351	1:25.554	65.2
9	12:25:32.078	1:25.727	67.6
10	12:26:58.189	1:26.111	66.0
11	12:28:25.139	1:26.950	65.2

Lap	Time of Day	Lap Tm	SFSpd
(44) Ross BARNES			
1	12:14:23.583	1:27.585	68.8
2	12:15:46.973	1:23.390	68.8
3	12:17:10.688	1:23.715	67.7
4	12:18:35.008	1:24.320	66.6
5	12:19:59.897	1:24.889	68.2
6	12:21:25.753	1:25.856	67.7
7	12:22:51.070	1:25.317	65.0
8	12:24:16.431	1:25.361	64.7
9	12:25:42.151	1:25.720	66.6
10	12:27:06.355	1:24.204	67.1
11	12:28:30.728	1:24.373	66.6

Lap	Time of Day	Lap Tm	SFSpd
(121) Trevor FARRAR			
1	12:14:20.921	1:25.603	67.4
2	12:15:44.622	1:23.701	66.8
3	12:17:09.209	1:24.587	66.2

Lap	Time of Day	Lap Tm	SFSpd
4	12:18:33.817	1:24.608	65.0
5	12:19:58.851	1:25.034	66.1
6	12:21:24.789	1:25.938	65.1
7	12:22:50.094	1:25.305	65.5
8	12:24:16.056	1:25.962	63.4
9	12:25:42.508	1:26.452	65.9
10	12:27:07.491	1:24.983	66.0
11	12:28:32.730	1:25.239	65.5

Lap	Time of Day	Lap Tm	SFSpd
(132) Roy WHITE			
1	12:14:21.153	1:26.420	
2	12:15:45.061	1:23.908	
3	12:17:09.606	1:24.545	
4	12:18:34.203	1:24.597	68.3
5	12:19:59.202	1:24.999	67.4
6	12:21:25.118	1:25.916	66.3
7	12:22:50.454	1:25.336	66.9
8	12:24:16.227	1:25.773	64.5
9	12:25:42.851	1:26.624	67.8
10	12:27:07.674	1:24.823	67.7
11	12:28:32.925	1:25.251	68.3

Lap	Time of Day	Lap Tm	SFSpd
(60) Brendan FITZGERALD			
1	12:14:21.676	1:25.616	67.6
2	12:15:45.460	1:23.784	66.2
3	12:17:09.887	1:24.427	66.3
4	12:18:34.586	1:24.699	66.8
5	12:19:59.501	1:24.915	66.8
6	12:21:25.323	1:25.822	66.3
7	12:22:51.434	1:26.111	63.8
8	12:24:17.171	1:25.737	66.1
9	12:25:43.709	1:26.538	65.4
10	12:27:08.993	1:25.284	65.3
11	12:28:34.231	1:25.238	66.6

Lap	Time of Day	Lap Tm	SFSpd
(14) Gordon KELLETT			
1	12:14:22.955	1:27.467	66.4
2	12:15:48.158	1:25.203	67.0
3	12:17:13.637	1:25.479	67.0
4	12:18:38.323	1:24.686	67.4
5	12:20:02.774	1:24.451	65.2
6	12:21:27.694	1:24.920	67.3
7	12:22:52.639	1:24.945	63.2
8	12:24:17.454	1:24.815	66.1
9	12:25:44.584	1:27.130	66.6</



Bulletin No. _____

SMRC/ICCR Anglesey race meeting

Alloy Repair Centre Fiesta ST & Scottish ST Cup

Anglesey Coastal 1.550 miles

Race 2 - 1st Race

03/08/2024 12:15

Race (15:00 Time) started at 12:12:37

Lap	Time of Day	Lap Tm	SFSpd
(88) Marcus HAYES			
1	12:14:25.306	1:29.369	67.4
2	12:15:51.775	1:26.469	67.9
3	12:17:18.413	1:26.638	67.4
4	12:18:45.734	1:27.321	66.5
5	12:20:13.180	1:27.446	66.6
6	12:21:41.610	1:28.430	67.0
7	12:23:10.043	1:28.433	67.1
8	12:24:37.747	1:27.704	67.1
9	12:26:05.601	1:27.854	67.1
10	12:27:33.975	1:28.374	67.2
11	12:29:01.820	1:27.845	66.2

(30) Michael GORDON			
1	12:14:12.619	1:31.171	64.1
2	12:15:37.815	1:25.196	64.1
3	12:17:03.923	1:26.108	64.7
4	12:18:32.528	1:28.605	61.2
5	12:20:02.742	1:30.214	60.8
6	12:21:32.023	1:29.281	65.3
7	12:23:01.879	1:29.856	64.4
8	12:24:33.293	1:31.414	63.4
9	12:26:04.747	1:31.454	62.3
10	12:27:36.259	1:31.512	63.4
11	12:29:11.393	1:35.134	60.5

(199) Darragh McMULLEN			
1	12:14:20.121	1:25.231	67.9
2	12:15:43.879	1:23.758	67.6
3	12:17:08.085	1:24.206	68.4
4	12:18:32.583	1:24.498	64.5
5	12:19:56.853	1:24.270	67.6
6	12:21:22.409	1:25.556	67.7

Clerk of the Course

Orbits

Sig : Time :
 Chief Timekeeper : Ian Sharp (SMART Timing)
 Results available at www.smart-timing.co.uk and www.speedhive.com





Bulletin No. _____

SMRC/ICCR Anglesey race meeting

Lapchart

Alloy Repair Centre Fiesta ST & Scottish ST Cup

Anglesey Coastal 1.550 miles

Race 2 - 1st Race

03/08/2024 12:15

Race (15:00 Time) started at 12:12:37

Competitors	Laps											
	0	1	2	3	4	5	6	7	8	9	10	11
Jensen BELL (871)	1	871	21	21	21	21	21	21	21	21	21	21
Kieren PREEDY (21)	2	21	871	871	871	871	147	147	147	147	147	147
Lorn MURRAY (5)	3	5	5	147	147	147	871	871	871	871	871	871
Peter CRUICKSHANK (61)	4	61	147	99	99	99	99	99	99	99	99	99
Andrew MACKIE (35)	5	35	99	5	5	5	5	5	5	5	5	5
Gerry HENDRY (147)	6	147	83	35	35	35	35	35	35	35	35	35
Sophie KINGHORN (83)	7	83	35	83	83	83	83	83	83	83	83	83
James DICKIE (99)	8	99	61	61	61	61	61	61	61	61	61	4
Michael GORDON (30)	9	30	3	3	3	3	4	4	4	4	4	1
Stewart SCOTT (3)	10	3	58	58	58	58	1	1	1	1	1	61
Kenneth LEES (58)	11	58	30	30	30	1	58	3	3	3	44	44
Michael CULLEN (1)	12	1	1	1	1	4	4	199	58	121	121	121
Victor CULLEN (4)	13	4	4	4	4	30	199	58	121	132	132	132
Roy WHITE (132)	14	132	199	199	199	199	121	121	132	44	60	60
Darragh McMULLEN (199)	15	199	121	121	121	121	132	132	44	58	3	14
Trevor FARRAR (121)	16	121	132	132	132	132	60	60	60	60	14	58
Gordon KELLETT (14)	17	14	60	60	60	60	44	44	14	14	58	58
Marcus HAYES (88)	18	88	14	44	44	44	30	14	30	30	88	88
Ross BARNES (44)	19	44	44	14	14	14	14	30	88	88	88	30
Brendan FITZGERALD (60)	20	60	88	88	88	88	88	88				
-	21											

Clerk of the Course

Orbits

Sig : Time :
 Chief Timekeeper : Ian Sharp (SMART Timing)
 Results available at www.smart-timing.co.uk and www.speedhive.com



Printed: 03/08/2024 12:32:47



Bulletin No. _____

SMRC/ICCR Anglesey race meeting

Alloy Repair Centre Fiesta ST & Scottish ST Cup

Anglesey Coastal 1.550 miles

Race 11 - 2nd Race - Top 6 Irish reversed

04/08/2024 10:00

Race (15:00 Time)



Top 6 IST Reversed / 10 second delay

POLE POSITION

1	1 21 Kieren PREEDY	2 147 Gerry HENDRY
2	3 871 Jensen BELL	4 99 James DICKIE
3	5 5 Lorn MURRAY	6 35 Andrew MACKIE
4	7 83 Sophie KINGHORN	8 61 Peter CRUICKSHANK
5	9 58 Kenneth LEES	10 3 Stewart SCOTT
6	11 30 Michael GORDON	12 32 Daniel FORBES
7	13	14
8	15	16
9	17 60 Brendan FITZGERALD	18 132 Roy WHITE
10	19 121 Trevor FARRAR	20 44 Ross BARNES

Clerk of the Course

Orbits

Sig : Time :
Chief Timekeeper : Ian Sharp (SMART Timing)
Results available at www.smart-timing.co.uk and www.speedhive.com






Bulletin No. _____

SMRC/ICCR Anglesey race meeting

Alloy Repair Centre Fiesta ST & Scottish ST Cup
Race 11 - 2nd Race - Top 6 Irish reversed
Race (15:00 Time)

Anglesey Coastal 1.550 miles
04/08/2024 10:00



11	21 1 Michael CULLEN
12	23 14 Gordon KELLETT
13	25 199 Darragh McMULLEN

22 4 Victor CULLEN
24 88 Marcus HAYES

Clerk of the Course

Sig : Time :
Chief Timekeeper : Ian Sharp (SMART Timing)
Results available at www.smart-timing.co.uk and www.speedhive.com
Printed: 03/08/2024 12:36:45

Orbits



SMRC/ICCR Anglesey race meeting
Sorted on Laps
Scottish Mini Cooper & Mini Cooper S Cup
Anglesey Coastal 1.550 miles
Race 3 - 1st Race - Re-Start - AMENDED RESULT
03/08/2024 13:20
Race (7:00 Time) started at 13:40:10

Pos	No.	Name	Make/Model	CC	Class	Laps	Total Tm	Diff	Best Tm	In Lap	2nd Best
1	70	Oly MORTIMER	Mini Cooper	1600	SM	7	8:22.998		1:22.788	3	1:22.941
2	25	Chad LITTLE	Mini Cooper	1600	SM	7	8:25.878	2.880	1:22.872	3	1:23.137
3	18	Daniel PATTERSON	Mini Cooper	1600	SM	7	8:26.232	3.234	1:22.511	3	1:22.637
4	33	Jamie KEATES	Mini Cooper	1600	Gue	7	8:26.412	3.414	1:22.690	3	1:22.949
5	91	Robbie DALGLEISH	Mini Cooper	1600	SM	7	8:30.463	7.465	1:23.668	4	1:23.900
6	12	Jacob HEAP	Mini Cooper	1600	SMN	7	8:31.611	8.613	1:23.682	5	1:23.933
7	22	Jason BALLANTYNE	Mini Cooper	1600	SM	7	8:31.885	8.887	1:23.216	5	1:23.551
8	65	Jack IRVINE	Mini Cooper	1600	SM	7	8:32.247	9.249	1:23.558	3	1:23.657
9	52	Michael WILLIAMS	Mini Cooper	1600	SMN	7	8:33.282	10.284	1:23.710	5	1:23.993
10	88	Barry HOLMES	Mini Cooper	1600	SM	7	8:34.085	11.087	1:23.611	4	1:24.065
11	21	Ross WILKINSON	Mini Cooper S	1600S	Gue	7	8:34.187	11.189	1:22.727	3	1:22.904
12	7	Blair DRYBURGH	Mini Cooper	1600	SMN	7	8:42.682	19.684	1:24.774	4	1:25.414
13	16	William SMITH	Mini Cooper	1600	SM	7	8:43.072	20.074	1:25.361	3	1:25.373
14	80	Ross FOSTER	Mini Cooper	1600	SMN	7	8:49.511	26.513	1:24.731	4	1:25.047
Not classified											
DNS	5	Jonathan WILD	Mini Cooper	1600	SMN			DNS		0	
DQ	27	Martin WIJETUNGA	Mini Cooper	1600	SMN	7	8:31.015	DQ	1:23.599	5	1:23.823
DQ	333	Ewan ROBERTSON	Mini Cooper	1600	SM	7	8:42.456	DQ	1:24.893	4	1:25.131

Announcements

RED FLAG after Leader completed 4 Laps - Race re-started over 7 Minutes

Car No.5 - Did not take Re-Start

Car No.16 - No working transponder - Please fix before next Race

AMENDED RESULT 15:43 - Car No.27 - Disqualified - NCR Chp12 App7 Art 8

AMENDED RESULT 16:12 - Car No.333 - Disqualified - NCR Chp12 App7 Art 8

Margin of Victory	Avg. Speed	Best Lap Tm	Best Speed	Best Lap by
2.880	77.654	1:22.511	67.627	18 - Daniel PATTERSON

Clerk of the Course
Orbits

Sig : Time :

Chief Timekeeper : Ian Sharp (SMART Timing)

 Results available at www.smart-timing.co.uk and www.speedhive.com

Printed: 03/08/2024 16:57:38



SMRC/ICCR Anglesey race meeting

Scottish Mini Cooper & Mini Cooper S Cup

Anglesey Coastal 1.550 miles

Race 3 - 1st Race - Re-Start - AMENDED RESULT

03/08/2024 13:20

Race (7:00 Time) started at 13:40:10

Lap	Time of Day	Lap Tm	SFSpd
(70) Oly MORTIMER			
1	13:40:12.898		
2	13:41:38.369	1:25.471	66.2
3	13:43:01.157	1:22.788	66.1
4	13:44:24.112	1:22.955	65.9
5	13:45:47.198	1:23.086	66.5
6	13:47:10.139	1:22.941	67.0
7	13:48:33.714	1:23.575	65.4

(25) Chad LITTLE			
1	13:40:13.675		
2	13:41:38.844	1:25.169	67.4
3	13:43:01.716	1:22.872	67.0
4	13:44:24.853	1:23.137	65.7
5	13:45:48.633	1:23.780	65.8
6	13:47:12.777	1:24.144	66.1
7	13:48:36.594	1:23.817	66.3

(18) Daniel PATTERSON			
1	13:40:13.738		
2	13:41:40.412	1:26.674	67.4
3	13:43:02.923	1:22.511	67.4
4	13:44:25.560	1:22.637	66.8
5	13:45:49.789	1:24.229	65.8
6	13:47:13.147	1:23.358	65.8
7	13:48:36.948	1:23.801	66.4

(33) Jamie KEATES			
1	13:40:13.262		
2	13:41:39.539	1:26.277	67.4
3	13:43:02.229	1:22.690	67.2
4	13:44:25.178	1:22.949	66.9
5	13:45:49.967	1:24.789	66.1
6	13:47:13.527	1:23.560	67.4
7	13:48:37.128	1:23.601	66.5

(91) Robbie DALGLEISH			
1	13:40:14.301		28.9
2	13:41:41.480	1:27.179	67.4
3	13:43:05.388	1:23.908	66.2
4	13:44:29.056	1:23.668	66.6
5	13:45:53.036	1:23.980	66.6
6	13:47:16.936	1:23.900	66.2
7	13:48:41.179	1:24.243	65.5

(12) Jacob HEAP			
1	13:40:14.825		34.1
2	13:41:41.788	1:26.963	65.9
3	13:43:05.721	1:23.933	65.2
4	13:44:29.805	1:24.084	64.4
5	13:45:53.487	1:23.682	65.7
6	13:47:17.609	1:24.122	64.1
7	13:48:42.327	1:24.718	64.0

(22) Jason BALLANTYNE			
1	13:40:14.848		34.3
2	13:41:43.032	1:28.184	
3	13:43:06.583	1:23.551	66.9
4	13:44:30.907	1:24.324	65.3
5	13:45:54.123	1:23.216	66.9
6	13:47:18.214	1:24.091	67.2
7	13:48:42.601	1:24.387	66.1

(65) Jack IRVINE			
1	13:40:14.073		29.8

2	13:41:42.658	1:28.585	65.2
3	13:43:06.216	1:23.558	67.6
4	13:44:30.845	1:24.629	63.5
5	13:45:54.502	1:23.657	66.3
6	13:47:18.635	1:24.133	66.8
7	13:48:42.963	1:24.328	67.0

(52) Michael WILLIAMS			
1	13:40:15.527		37.4
2	13:41:43.206	1:27.679	65.8
3	13:43:07.293	1:24.087	66.8
4	13:44:31.286	1:23.993	65.6
5	13:45:54.966	1:23.710	65.9
6	13:47:19.266	1:24.270	66.4
7	13:48:43.998	1:24.732	65.9

(88) Barry HOLMES			
1	13:40:15.827		40.9
2	13:41:43.847	1:28.020	65.9
3	13:43:07.919	1:24.072	66.2
4	13:44:31.530	1:23.611	66.8
5	13:45:55.728	1:24.198	66.8
6	13:47:19.793	1:24.065	67.4
7	13:48:44.801	1:25.008	64.0

(21) Ross WILKINSON			
1	13:40:11.546		
2	13:41:37.906	1:26.360	70.1
3	13:43:00.633	1:22.727	70.6
4	13:44:23.537	1:22.904	71.8
5	13:45:48.737	1:25.200	72.7
6	13:47:20.456	1:31.719	71.3
7	13:48:44.903	1:24.447	71.5

(7) Blair DRYBURGH			
1	13:40:16.080		46.0
2	13:41:44.933	1:28.853	63.0
3	13:43:10.347	1:25.414	62.9
4	13:44:35.121	1:24.774	65.7
5	13:46:00.961	1:25.840	63.8
6	13:47:26.396	1:25.435	65.2
7	13:48:53.398	1:27.002	61.1

(16) William SMITH			
1	13:40:16.947		
2	13:41:45.487	1:28.540	
3	13:43:10.848	1:25.361	
4	13:44:36.221	1:25.373	
5	13:46:01.833	1:25.612	
6	13:47:27.579	1:25.746	
7	13:48:53.788	1:26.209	

(80) Ross FOSTER			
1	13:40:16.325		40.1
2	13:41:44.785	1:28.460	63.7
3	13:43:09.832	1:25.047	66.3
4	13:44:34.563	1:24.731	67.1
5	13:46:00.334	1:25.771	64.5
6	13:47:26.127	1:25.793	65.2
7	13:49:00.227	1:34.100	59.2

(27) Martin WIJETUNGA			
1	13:40:15.198		38.1
2	13:41:42.107	1:26.909	66.2
3	13:43:05.986	1:23.879	66.9
4	13:44:30.267	1:24.281	65.4

Clerk of the Course

Sig : Time :
 Chief Timekeeper : Ian Sharp (SMART Timing)
 Results available at www.smart-timing.co.uk and www.speedhive.com

Printed: 03/08/2024 17:00:35

Orbits





Bulletin No. _____

SMRC/ICCR Anglesey race meeting

Lapchart

Scottish Mini Cooper & Mini Cooper S Cup

Anglesey Coastal 1.550 miles

Race 3 - 1st Race - Re-Start - AMENDED RESULT

03/08/2024 13:20

Race (7:00 Time) started at 13:40:10

Competitors	Laps						
	1	2	3	4	5	6	7
Ross WILKINSON (21)	21	21	21	21	70	70	70
Oly MORTIMER (70)	70	70	70	70	25	25	25
Jamie KEATES (33)	33	25	25	25	21	18	18
Chad LITTLE (25)	25	33	33	33	18	33	33
Daniel PATTERSON (18)	18	18	18	18	33	91	91
Jack IRVINE (65)	65	91	91	91	91	12	27
Robbie DALGLEISH (91)	91	12	12	12	12	27	12
Jacob HEAP (12)	12	27	27	27	27	22	22
Jason BALLANTYNE (22)	22	65	65	65	22	65	65
Martin WIJETUNGA (27)	27	22	22	22	65	52	52
Michael WILLIAMS (52)	52	52	52	52	52	88	88
Barry HOLMES (88)	88	88	88	88	88	21	21
Blair DRYBURGH (7)	7	333	333	333	80	80	333
Ewan ROBERTSON (333)	333	80	80	80	7	7	7
Ross FOSTER (80)	80	7	7	7	333	333	16
William SMITH (16)	16	16	16	16	16	16	80
-	17						

Clerk of the Course

Sig : Time :
Chief Timekeeper : Ian Sharp (SMART Timing)
Results available at www.smart-timing.co.uk and www.speedhive.com

Printed: 03/08/2024 17:00:51

Orbits





Bulletin No. _____

SMRC/ICCR Anglesey race meeting


Scottish Mini Cooper & Mini Cooper S Cup

Anglesey Coastal 1.550 miles

Race 9 - 2nd Race - AMENDED GRID

04/08/2024 09:00

Race (15:00 Time)



AMENDED GRID - No.27 & 333 moved to back of Grid

POLE POSITION

1	1 21 Ross WILKINSON	2
2	3	4
3	5 70 Oly MORTIMER	6 25 Chad LITTLE
4	7 18 Daniel PATTERSON	8 33 Jamie KEATES
5	9 91 Robbie DALGLEISH	10 12 Jacob HEAP
6	11 22 Jason BALLANTYNE	12 65 Jack IRVINE
7	13 52 Michael WILLIAMS	14 88 Barry HOLMES
8	15 7 Blair DRYBURGH	16 16 William SMITH
9	17 80 Ross FOSTER	18 5 Jonathan WILD
10	19 27 Martin WIJETUNGA	20 333 Ewan ROBERTSON

Clerk of the Course

Orbits

Sig : Time :
 Chief Timekeeper : Ian Sharp (SMART Timing)
 Results available at www.smart-timing.co.uk and www.speedhive.com
 Printed: 03/08/2024 17:00:13



SMRC/ICCR Anglesey race meeting
Sorted on Laps
Siltex Safety Fiesta Zetec Championship
Anglesey Coastal 1.550 miles
Race 4 - 1st Race - AMENDED RESULT
03/08/2024 13:45
Race (15:00 Time) started at 13:56:18

Pos	No.	Name	Make/Model	CC	Class	Laps	Total Tm	Diff	Best Tm	In Lap	2nd Best
1	2	David MAGUIRE	Ford Fiesta Zetec	1250	IFZ	11	16:20.575		1:28.104	4	1:28.314
2	99	William KELLETT	Ford Fiesta Zetec	1250	IFZ	11	16:21.183	0.608	1:28.394	8	1:28.481
3	12	Sean McGOVERN	Ford Fiesta Zetec	1250	IFZ	11	16:21.478	0.903	1:28.248	8	1:28.301
4	89	Jason O'CONNELL	Ford Fiesta Zetec	1250	IFZ	11	16:24.140	3.565	1:28.441	4	1:28.524
5	22	Peter BARRABLE	Ford Fiesta Zetec	1250	IFZ	11	16:34.661	14.086	1:29.133	2	1:29.558
6	3	Michael KEHOE	Ford Fiesta Zetec	1250	IFZ	11	16:36.604	16.029	1:29.328	6	1:29.524
7	201	Paul TWOMEY	Ford Fiesta Zetec	1250	IFZ	11	16:37.121	16.546	1:29.187	4	1:29.200
8	13	Andy KAVANAGH	Ford Fiesta Zetec	1250	IFZ	11	16:35.907	15.332	1:29.129	2	1:29.357
9	65	Samuel DOYLE	Ford Fiesta Zetec	1250	IFZ	11	16:41.392	20.817	1:29.522	5	1:29.566
10	973	Toby McGUIRE	Ford Fiesta Zetec	1250	IFZ	11	16:41.585	21.010	1:29.554	5	1:29.562
11	53	Mark DALY	Ford Fiesta Zetec	1250	IFZ	11	16:55.852	35.277	1:30.735	2	1:31.040
12	47	Adam O'MAHONY	Ford Fiesta Zetec	1250	IFZ	11	16:57.686	37.111	1:30.858	2	1:30.960
13	71	Sean PURCELL	Ford Fiesta Zetec	1250	IFZ	11	16:58.671	38.096	1:29.950	2	1:30.858
14	56	Liv CORCORAN	Ford Fiesta Zetec	1250	IFZ	10	16:27.735	1 Lap	1:35.409	9	1:35.555

Announcements

AMENDED RESULT 15:15 - Car No.13 - Two place penalty - Gaining unfair advantage

Margin of Victory	Avg. Speed	Best Lap Tm	Best Speed	Best Lap by
0.608	62.596	1:28.104	63.334	2 - David MAGUIRE

Clerk of the Course
Orbits

Sig : Time :
 Chief Timekeeper : Ian Sharp (SMART Timing)
 Results available at www.smart-timing.co.uk and www.speedhive.com





SMRC/ICCR Anglesey race meeting

Siltex Safety Fiesta Zetec Championship

Anglesey Coastal 1.550 miles

Race 4 - 1st Race - AMENDED RESULT

03/08/2024 13:45

Race (15:00 Time) started at 13:56:18

Lap	Time of Day	Lap Tm	SFSpd
(2) David MAGUIRE			
1	13:57:53.835	1:33.055	60.5
2	13:59:22.318	1:28.483	60.7
3	14:00:51.319	1:29.001	61.5
4	14:02:19.423	1:28.104	60.8
5	14:03:47.997	1:28.574	60.7
6	14:05:16.511	1:28.514	62.0
7	14:06:45.145	1:28.634	62.0
8	14:08:13.459	1:28.314	61.6
9	14:09:41.818	1:28.359	61.8
10	14:11:10.147	1:28.329	61.9
11	14:12:39.464	1:29.317	61.0

(99) William KELLETT			
1	13:57:52.734	1:32.988	60.5
2	13:59:21.412	1:28.678	61.0
3	14:00:50.242	1:28.830	61.0
4	14:02:18.893	1:28.651	60.3
5	14:03:48.504	1:29.611	60.5
6	14:05:17.123	1:28.619	61.0
7	14:06:45.658	1:28.535	60.7
8	14:08:14.052	1:28.394	61.0
9	14:09:42.533	1:28.481	61.2
10	14:11:11.219	1:28.686	60.8
11	14:12:40.072	1:28.853	60.6

(12) Sean McGOVERN			
1	13:57:53.447	1:32.895	62.4
2	13:59:22.027	1:28.580	62.4
3	14:00:51.547	1:29.520	62.3
4	14:02:19.854	1:28.307	62.5
5	14:03:49.137	1:29.283	60.3
6	14:05:17.438	1:28.301	62.3
7	14:06:47.020	1:29.582	62.3
8	14:08:15.268	1:28.248	62.3
9	14:09:43.572	1:28.304	62.5
10	14:11:11.981	1:28.409	62.5
11	14:12:40.367	1:28.386	62.5

(89) Jason O'CONNELL			
1	13:57:54.095	1:33.008	61.0
2	13:59:22.656	1:28.561	60.3
3	14:00:51.787	1:29.131	61.5
4	14:02:20.228	1:28.441	60.3
5	14:03:49.370	1:29.142	56.9
6	14:05:17.920	1:28.550	60.2
7	14:06:47.260	1:29.340	60.7
8	14:08:15.983	1:28.723	60.3
9	14:09:44.507	1:28.524	59.4
10	14:11:13.507	1:29.000	60.6
11	14:12:43.029	1:29.522	60.7

(22) Peter BARRABLE			
1	13:57:54.801	1:33.260	60.0
2	13:59:23.934	1:29.133	60.2
3	14:00:53.492	1:29.558	59.9
4	14:02:23.297	1:29.805	60.4
5	14:03:52.911	1:29.614	59.4
6	14:05:22.783	1:29.872	60.5
7	14:06:52.530	1:29.747	59.4
8	14:08:23.001	1:30.471	60.2
9	14:09:53.090	1:30.089	59.9
10	14:11:23.454	1:30.364	60.1
11	14:12:53.550	1:30.096	59.7

(3) Michael KEHOE			
1	13:57:55.429	1:32.734	61.8
2	13:59:24.953	1:29.524	61.5
3	14:00:54.792	1:29.839	60.5
4	14:02:24.514	1:29.722	61.3
5	14:03:54.038	1:29.524	61.0
6	14:05:23.366	1:29.328	61.8
7	14:06:54.279	1:30.913	61.1
8	14:08:24.095	1:29.816	59.8
9	14:09:53.790	1:29.695	61.6
10	14:11:24.017	1:30.227	62.0
11	14:12:55.493	1:31.476	58.5

(201) Paul TWOMEY			
1	13:57:57.165	1:34.881	60.0
2	13:59:26.519	1:29.354	61.1
3	14:00:55.957	1:29.438	61.2
4	14:02:25.144	1:29.187	61.3
5	14:03:54.344	1:29.200	61.5
6	14:05:23.665	1:29.321	60.6
7	14:06:54.597	1:30.932	60.9
8	14:08:24.295	1:29.698	61.1
9	14:09:54.106	1:29.811	61.7
10	14:11:24.393	1:30.287	60.1
11	14:12:56.010	1:31.617	57.8

(13) Andy KAVANAGH			
1	13:57:55.255	1:33.643	61.5
2	13:59:24.384	1:29.129	61.9
3	14:00:53.741	1:29.357	61.8
4	14:02:23.713	1:29.972	61.1
5	14:03:53.351	1:29.638	61.3
6	14:05:23.111	1:29.760	61.7
7	14:06:52.804	1:29.693	61.3
8	14:08:23.360	1:30.556	61.1
9	14:09:53.422	1:30.062	60.2
10	14:11:23.894	1:30.472	61.2
11	14:12:54.796	1:30.902	61.2

(65) Samuel DOYLE			
1	13:57:56.046	1:33.791	62.5
2	13:59:25.994	1:29.948	62.4
3	14:00:56.587	1:30.593	61.9
4	14:02:26.153	1:29.566	62.0
5	14:03:55.675	1:29.522	62.0
6	14:05:27.003	1:31.328	61.5
7	14:06:57.629	1:30.626	62.3
8	14:08:28.184	1:30.555	60.8
9	14:09:59.236	1:31.052	61.3
10	14:11:29.679	1:30.443	61.9
11	14:13:00.281	1:30.602	60.8

(973) Toby McGUIRE			
1	13:57:57.540	1:34.520	59.0
2	13:59:27.134	1:29.594	59.8
3	14:00:56.851	1:29.717	60.5
4	14:02:26.413	1:29.562	61.1
5	14:03:55.967	1:29.554	60.2
6	14:05:27.228	1:31.261	59.3
7	14:06:57.867	1:30.639	59.7
8	14:08:28.411	1:30.544	58.9
9	14:09:59.379	1:30.968	60.2
10	14:11:29.937	1:30.558	60.1
11	14:13:00.474	1:30.537	59.3

(53) Mark DALY			
-----------------------	--	--	--

Lap	Time of Day	Lap Tm	SFSpd
1	13:57:58.584	1:34.456	56.5
2	13:59:29.319	1:30.735	56.7
3	14:01:00.645	1:31.326	57.9
4	14:02:32.348	1:31.703	59.0
5	14:04:03.388	1:31.040	58.4
6	14:05:35.378	1:31.990	58.8
7	14:07:08.300	1:32.922	57.6
8	14:08:40.079	1:31.779	58.8
9	14:10:11.435	1:31.356	59.4
10	14:11:43.002	1:31.567	58.9
11	14:13:14.741	1:31.739	58.1

(47) Adam O'MAHONY			
1	13:57:59.047	1:35.079	58.9
2	13:59:29.905	1:30.858	59.3
3	14:01:01.332	1:31.427	59.0
4	14:02:32.888	1:31.556	59.7
5	14:04:03.848	1:30.960	59.3
6	14:05:35.752	1:31.904	59.4
7	14:07:08.918	1:33.166	60.5
8	14:08:41.119	1:32.201	60.0
9	14:10:13.005	1:31.886	59.2
10	14:11:45.076	1:32.071	59.9
11	14:13:16.575	1:31.499	58.9

(71) Sean PURCELL			
1	13:57:58.190	1:34.331	59.5
2	13:59:28.140	1:29.950	58.9
3	14:00:58.998	1:30.858	59.5
4	14:02:31.206	1:32.208	59.0
5	14:04:02.688	1:31.482	59.1
6	14:05:35.026	1:32.338	60.1
7	14:07:08.598	1:33.572	59.5
8	14:08:40.625	1:32.027	60.6
9	14:10:12.432	1:31.807	59.4
10	14:11:44.564	1:32.132	59.0
11	14:13:17.560	1:32.996	58.2

(56) Liv CORCORAN			
1	13:58:04.333	1:40.216	56.1
2	13:59:47.796	1:43.463	55.7
3	14:01:25.450	1:37.654	55.6
4	14:03:02.903	1:37.453	56.1
5	14:04:39.901	1:36.998	55.2
6	14:06:17.195	1:37.294	54.7
7	14:07:54.989	1:37.794	56.9
8	14:09:30.544	1:35.555	55.8
9	14:11:05.953	1:35.409	53.9
10	14:12:46.624	1:40.671	54.0

Clerk of the Course

Sig : Time :
Chief Timekeeper : Ian Sharp (SMART Timing)
Results available at www.smart-timing.co.uk and www.speedhive.com

Printed: 03/08/2024 15:32:24

Orbits





Bulletin No. _____

SMRC/ICCR Anglesey race meeting

Lapchart

Siltex Safety Fiesta Zetec Championship

Anglesey Coastal 1.550 miles

Race 4 - 1st Race - AMENDED RESULT

03/08/2024 13:45

Race (15:00 Time) started at 13:56:18

Competitors	Laps												
	0	1	2	3	4	5	6	7	8	9	10	11	
William KELLETT (99)	1	99	99	99	99	99	2	2	2	2	2	2	2
Sean McGOVERN (12)	2	12	12	12	2	2	99	99	99	99	99	99	99
David MAGUIRE (2)	3	2	2	2	12	12	12	12	12	12	12	12	12
Jason O'CONNELL (89)	4	89	89	89	89	89	89	89	89	89	89	89	89
Peter BARRABLE (22)	5	22	22	22	22	22	22	22	22	22	22	22	22
Andy KAVANAGH (13)	6	13	13	13	13	13	13	13	13	13	13	13	13
Samuel DOYLE (65)	7	65	3	3	3	3	3	3	3	3	3	3	3
Paul TWOMEY (201)	8	201	65	65	201	201	201	201	201	201	201	201	201
Michael KEHOE (3)	9	3	201	201	65	65	65	65	65	65	65	65	65
Toby McGUIRE (973)	10	973	973	973	973	973	973	973	973	973	973	973	973
Sean PURCELL (71)	11	71	71	71	71	71	71	53	53	53	53	53	53
Adam O'MAHONY (47)	12	47	53	53	53	53	53	71	71	71	71	71	47
Liv CORCORAN (56)	13	56	47	47	47	47	47	47	47	47	47	47	71
Mark DALY (53)	14	53	56	56	56	56	56	56	56	56	56	56	56

Clerk of the Course

Orbits

Sig : Time :
 Chief Timekeeper : Ian Sharp (SMART Timing)
 Results available at www.smart-timing.co.uk and www.speedhive.com
 Printed: 03/08/2024 15:33:05





Bulletin No. _____

SMRC/ICCR Anglesey race meeting


Siltex Safety Fiesta Zetec Championship

Anglesey Coastal 1.550 miles

Race 15 - 2nd Race - AMENDED GRID

04/08/2024 12:00

Race (15:00 Time)



Top 6 from Race 1 reversed

POLE POSITION

1	1 3 Michael KEHOE
2	3 89 Jason O'CONNELL
3	5 99 William KELLETT
4	7 201 Paul TWOMEY
5	9 65 Samuel DOYLE
6	11 53 Mark DALY
7	13 71 Sean PURCELL

2	22 Peter BARRABLE
4	12 Sean McGOVERN
6	2 David MAGUIRE
8	13 Andy KAVANAGH
10	973 Toby McGUIRE
12	47 Adam O'MAHONY
14	56 Liv CORCORAN

Clerk of the Course

Sig : Time :
Chief Timekeeper : Ian Sharp (SMART Timing)
Results available at www.smart-timing.co.uk and www.speedhive.com
Printed: 03/08/2024 15:34:37

Orbits



SMRC/ICCR Anglesey race meeting
Sorted on Laps
Scottish C1 Cup
Anglesey Coastal 1.550 miles
Race 5 - 1st Race
03/08/2024 14:15
Race (15:00 Time) started at 14:23:20

Pos	No.	Name	Make/Model	CC	Class	Laps	Total Tm	Diff	Best Tm	In Lap	2nd Best
1	99	Dan MARTIN	Citroen C1	1000	C1	10	15:30.043		1:31.970	2	1:32.057
2	51	Murray SCOTT	Citroen C1	1000	C1N	10	15:30.889	0.846	1:31.798	3	1:32.135
3	27	James HITCHEN	Citroen C1	1000	C1	10	15:34.542	4.499	1:32.274	4	1:32.340
4	598	Daniel KELL	Citroen C1	1000	Gue	10	15:34.669	4.626	1:32.357	5	1:32.513
5	24	Ayden WILSON	Citroen C1	1000	C1	10	15:35.460	5.417	1:32.250	5	1:32.311
6	117	Marc NISBET	Citroen C1	1000	C1	10	15:39.535	9.492	1:32.602	6	1:32.758
7	70	Andrew DAVIDSON	Citroen C1	1000	C1	10	15:39.996	9.953	1:32.691	3	1:32.840
8	77	James McCRACKEN	Citroen C1	1000	C1	10	15:44.001	13.958	1:32.984	4	1:33.129
9	19	Dale EDWARDS	Citroen C1	1000	C1N	10	15:47.583	17.540	1:33.226	2	1:33.239
10	54	Brayley SHORE	Citroen C1	1000	C1N	10	15:57.235	27.192	1:34.225	10	1:34.492
11	6	Kenneth DOCK	Citroen C1	1000	C1	10	15:58.110	28.067	1:33.940	2	1:34.539

Announcements

New Track Record (1:31.798) for SMRC Citroen C1 Cup (N) by Murray SCOTT.

Margin of Victory	Avg. Speed	Best Lap Tm	Best Speed	Best Lap by
0.846	59.997	1:31.798	60.786	51 - Murray SCOTT

Clerk of the Course
Orbits

Sig : Time :
 Chief Timekeeper : Ian Sharp (SMART Timing)
 Results available at www.smart-timing.co.uk and www.speedhive.com





SMRC/ICCR Anglesey race meeting

Scottish C1 Cup

Anglesey Coastal 1.550 miles

Race 5 - 1st Race

03/08/2024 14:15

Race (15:00 Time) started at 14:23:20

Lap	Time of Day	Lap Tm	SFSpd
(99) Dan MARTIN			
1	14:25:00.411	1:37.996	59.4
2	14:26:32.381	1:31.970	59.2
3	14:28:04.709	1:32.328	59.3
4	14:29:37.095	1:32.386	58.7
5	14:31:09.367	1:32.272	59.1
6	14:32:41.637	1:32.270	59.6
7	14:34:13.694	1:32.057	59.3
8	14:35:45.951	1:32.257	59.8
9	14:37:18.416	1:32.465	59.9
10	14:38:50.889	1:32.473	59.1

(51) Murray SCOTT			
1	14:25:01.630	1:40.613	59.7
2	14:26:34.037	1:32.407	59.4
3	14:28:05.835	1:31.798	59.9
4	14:29:38.049	1:32.214	58.8
5	14:31:10.193	1:32.144	58.6
6	14:32:42.643	1:32.450	59.3
7	14:34:14.811	1:32.168	58.9
8	14:35:47.251	1:32.440	59.0
9	14:37:19.600	1:32.349	59.4
10	14:38:51.735	1:32.135	59.0

(27) James HITCHEN			
1	14:25:01.311	1:37.491	59.5
2	14:26:34.455	1:33.144	58.8
3	14:28:06.906	1:32.451	59.8
4	14:29:39.180	1:32.274	58.9
5	14:31:11.520	1:32.340	59.5
6	14:32:44.020	1:32.500	59.2
7	14:34:16.793	1:32.773	59.0
8	14:35:49.526	1:32.733	58.9
9	14:37:22.264	1:32.738	58.7
10	14:38:55.388	1:33.124	57.9

(598) Daniel KELL			
1	14:24:59.847	1:36.416	59.2
2	14:26:32.877	1:33.030	58.7
3	14:28:06.520	1:33.643	57.6
4	14:29:39.569	1:33.049	58.2
5	14:31:11.926	1:32.357	58.5
6	14:32:44.514	1:32.588	58.8
7	14:34:17.263	1:32.749	58.5
8	14:35:50.102	1:32.839	58.3
9	14:37:22.615	1:32.513	58.9
10	14:38:55.515	1:32.900	56.3

(24) Ayden WILSON			
1	14:25:00.919	1:39.450	59.2
2	14:26:33.935	1:33.016	58.2
3	14:28:08.485	1:34.550	58.1
4	14:29:41.357	1:32.872	58.8
5	14:31:13.607	1:32.250	59.1
6	14:32:46.221	1:32.614	59.2
7	14:34:18.841	1:32.620	59.1
8	14:35:51.263	1:32.422	58.8
9	14:37:23.995	1:32.732	59.3
10	14:38:56.306	1:32.311	59.0

(117) Marc NISBET			
1	14:25:02.318	1:39.852	59.6
2	14:26:35.138	1:32.820	59.9
3	14:28:08.483	1:33.345	56.4
4	14:29:41.540	1:33.057	58.7

5	14:31:14.298	1:32.758	58.5
6	14:32:46.900	1:32.602	57.5
7	14:34:20.299	1:33.399	59.6
8	14:35:54.261	1:33.962	57.8
9	14:37:27.163	1:32.902	58.1
10	14:39:00.381	1:33.218	57.7

(70) Andrew DAVIDSON			
1	14:25:02.046	1:38.659	59.2
2	14:26:34.946	1:32.900	59.3
3	14:28:07.637	1:32.691	59.0
4	14:29:40.514	1:32.877	58.2
5	14:31:13.899	1:33.385	59.3
6	14:32:46.965	1:33.066	58.8
7	14:34:20.045	1:33.080	59.9
8	14:35:53.970	1:33.925	58.1
9	14:37:26.810	1:32.840	59.6
10	14:39:00.842	1:34.032	57.2

(77) James McCracken			
1	14:25:02.999	1:39.048	59.0
2	14:26:36.128	1:33.129	58.9
3	14:28:09.378	1:33.250	58.8
4	14:29:42.362	1:32.984	58.3
5	14:31:15.653	1:33.291	57.9
6	14:32:49.608	1:33.955	57.1
7	14:34:23.501	1:33.893	57.9
8	14:35:57.335	1:33.834	58.7
9	14:37:30.993	1:33.658	58.7
10	14:39:04.847	1:33.854	59.0

(19) Dale EDWARDS			
1	14:25:03.343	1:38.812	58.3
2	14:26:36.569	1:33.226	57.8
3	14:28:09.808	1:33.239	58.2
4	14:29:43.307	1:33.499	58.0
5	14:31:17.036	1:33.729	58.3
6	14:32:50.762	1:33.726	58.1
7	14:34:24.730	1:33.968	57.6
8	14:35:58.751	1:34.021	58.6
9	14:37:33.126	1:34.375	57.7
10	14:39:08.429	1:35.303	56.6

(54) Brayley SHORE			
1	14:25:04.199	1:39.142	58.5
2	14:26:38.754	1:34.555	56.0
3	14:28:13.792	1:35.038	58.0
4	14:29:48.284	1:34.492	58.7
5	14:31:22.851	1:34.567	58.2
6	14:32:57.570	1:34.719	58.1
7	14:34:32.149	1:34.579	58.6
8	14:36:08.611	1:36.462	58.1
9	14:37:43.856	1:35.245	58.7
10	14:39:18.081	1:34.225	58.4

(6) Kenneth DOCK			
1	14:25:03.809	1:38.651	57.3
2	14:26:37.749	1:33.940	57.9
3	14:28:12.288	1:34.539	58.2
4	14:29:46.884	1:34.596	57.3
5	14:31:21.981	1:35.097	57.8
6	14:32:56.933	1:34.952	57.9
7	14:34:33.136	1:36.203	57.9
8	14:36:08.131	1:34.995	57.7
9	14:37:43.157	1:35.026	58.1
10	14:39:18.956	1:35.799	55.6

Clerk of the Course

Orbits

Sig : Time :
 Chief Timekeeper : Ian Sharp (SMART Timing)
 Results available at www.smart-timing.co.uk and www.speedhive.com
 Printed: 03/08/2024 14:40:15





Bulletin No. _____

SMRC/ICCR Anglesey race meeting

Lapchart

Scottish C1 Cup

Anglesey Coastal 1.550 miles

Race 5 - 1st Race

03/08/2024 14:15

Race (15:00 Time) started at 14:23:20

Competitors	Laps											
	0	1	2	3	4	5	6	7	8	9	10	
Murray SCOTT (51)	1	51	598	99	99	99	99	99	99	99	99	99
Ayden WILSON (24)	2	24	99	598	51	51	51	51	51	51	51	51
Dan MARTIN (99)	3	99	24	24	598	27	27	27	27	27	27	27
Marc NISBET (117)	4	117	27	51	27	598	598	598	598	598	598	598
Andrew DAVIDSON (70)	5	70	51	27	70	70	24	24	24	24	24	24
Daniel KELL (598)	6	598	70	70	117	24	70	117	70	70	70	117
James HITCHEN (27)	7	27	117	117	24	117	117	70	117	117	117	70
James McCracken (77)	8	77	77	77	77	77	77	77	77	77	77	77
Dale EDWARDS (19)	9	19	19	19	19	19	19	19	19	19	19	19
Brayley SHORE (54)	10	54	6	6	6	6	6	6	54	6	6	54
Kenneth DOCK (6)	11	6	54	54	54	54	54	6	54	54	6	6

Clerk of the Course

Orbits

Sig : Time :
 Chief Timekeeper : Ian Sharp (SMART Timing)
 Results available at www.smart-timing.co.uk and www.speedhive.com
 Printed: 03/08/2024 14:40:27






Bulletin No. _____

SMRC/ICCR Anglesey race meeting

<p>Scottish C1 Cup</p> <p>Race 10 - 2nd Race</p> <p>Race (15:00 Time)</p>	<p>Anglesey Coastal 1.550 miles</p> <p>04/08/2024 09:30</p>
---	---



POLE POSITION

1	1	99 Dan MARTIN
2	3	27 James HITCHEN
3	5	24 Ayden WILSON
4	7	70 Andrew DAVIDSON
5	9	19 Dale EDWARDS
6	11	6 Kenneth DOCK

2	51 Murray SCOTT
4	598 Daniel KELL
6	117 Marc NISBET
8	77 James McCracken
10	54 Brayley SHORE

Clerk of the Course Orbits

Sig : Time :

Chief Timekeeper : Ian Sharp (SMART Timing)

Results available at www.smart-timing.co.uk and www.speedhive.com

Printed: 03/08/2024 14:41:13



SMRC/ICCR Anglesey race meeting
Sorted on Laps
Patch Tyre Equipment Junior Mini Challenge
Anglesey Coastal 1.550 miles
Race 6 - 1st Race - AMENDED RESULT
03/08/2024 14:45
Race (15:00 Time) started at 14:46:16

Pos	No.	Name	Make/Model	CC	Class	Laps	Total Tm	Diff	Best Tm	In Lap	2nd Best
1	401	Joshua HENRY	Mini Cooper	1600	IJM	11	15:47.918		1:25.253	2	1:25.571
2	6	Logan HOEY	Mini Cooper	1600	IJM	11	16:02.040	14.122	1:26.074	4	1:26.109
3	7	Jack FILDES	Mini Cooper	1600	IJM	11	16:02.279	14.361	1:26.101	8	1:26.252
4	22	T J TAFFE	Mini Cooper	1600	IJM	11	16:03.067	15.149	1:26.504	7	1:26.540
5	299	Leah McMANUS	Mini Cooper	1600	IJM	11	16:30.439	42.521	1:28.563	3	1:28.641
6	80	Harry DOWLING	Mini Cooper	1600	IJM	11	16:31.103	43.185	1:28.535	2	1:28.616
7	25	Holly DUNION	Mini Cooper	1600	IJM	11	16:05.754	17.836	1:26.174	8	1:26.495
8	45	Martin FINNEGAN	Mini Cooper	1600	IJM	11	16:44.172	56.254	1:27.784	4	1:28.090
Not classified (from pos 9)											
DNF	23	Leo RICHARDSON	Mini Cooper	1600	IJM	1	1:30.519	DNF	1:29.633	1	
	33	Lucca MULLINS	Mini Cooper	1600	Gue	11	15:54.985	7.067	1:25.478	9	1:25.512
DQ	14	Daithi KENNEDY	Mini Cooper	1600	IJM	3	4:27.963	DQ	1:26.776	2	1:27.803
DQ	65	Kyle IRVINE	Mini Cooper	1600	IJM	1	1:31.816	DQ	1:29.505	1	

Announcements

- AMENDED RESULT 16:25 - Car No.65 - Disqualified - NCR Chp 12, App 7, Art 8
- AMENDED RESULT 17:00 - Car No.14 - Disqualified - NCR Chp 5, App 8, Art 10
- AMENDED RESULT 18:01 - Car No.25 - Two place penalty - Pushing and gaining an advantage
- AMENDED RESULT 18:01 - Car No.45 - Racetime includes 10 second False Start time penalty

Margin of Victory	Avg. Speed	Best Lap Tm	Best Speed	Best Lap by
14.122	64.752	1:25.253	65.452	401 - Joshua HENRY

Clerk of the Course
Orbits

Sig : Time :
 Chief Timekeeper : Ian Sharp (SMART Timing)
 Results available at www.smart-timing.co.uk and www.speedhive.com





SMRC/ICCR Anglesey race meeting

Patch Tyre Equipment Junior Mini Challenge

Anglesey Coastal 1.550 miles

Race 6 - 1st Race - AMENDED RESULT

03/08/2024 14:45

Race (15:00 Time) started at 14:46:16

Lap	Time of Day	Lap Tm	SFSpd
(401) Joshua HENRY			
1	14:47:46.503	1:29.103	63.7
2	14:49:11.756	1:25.253	63.7
3	14:50:37.327	1:25.571	63.5
4	14:52:03.142	1:25.815	64.3
5	14:53:29.245	1:26.103	63.9
6	14:54:54.880	1:25.635	63.5
7	14:56:20.602	1:25.722	64.8
8	14:57:46.361	1:25.759	62.5
9	14:59:12.360	1:25.999	63.7
10	15:00:38.331	1:25.971	64.4
11	15:02:04.430	1:26.099	61.0

(6) Logan HOEY			
1	14:47:48.753	1:30.836	64.8
2	14:49:16.147	1:27.394	63.7
3	14:50:45.476	1:29.329	64.3
4	14:52:11.550	1:26.074	63.5
5	14:53:39.192	1:27.642	63.4
6	14:55:05.970	1:26.778	63.7
7	14:56:32.705	1:26.735	63.7
8	14:57:58.814	1:26.109	62.8
9	14:59:25.009	1:26.195	63.7
10	15:00:51.337	1:26.328	63.3
11	15:02:18.552	1:27.215	58.9

(7) Jack FILDES			
1	14:47:49.344	1:30.266	63.3
2	14:49:15.757	1:26.413	63.3
3	14:50:43.656	1:27.899	64.0
4	14:52:10.711	1:27.055	62.8
5	14:53:38.835	1:28.124	62.7
6	14:55:05.635	1:26.800	64.0
7	14:56:31.944	1:26.309	64.5
8	14:57:58.045	1:26.101	63.4
9	14:59:24.381	1:26.336	64.2
10	15:00:50.633	1:26.252	64.2
11	15:02:18.791	1:28.158	55.9

(22) T J TAFFE			
1	14:47:50.360	1:29.896	65.2
2	14:49:19.216	1:28.856	59.6
3	14:50:46.707	1:27.491	64.3
4	14:52:13.247	1:26.540	64.2
5	14:53:39.933	1:26.686	63.4
6	14:55:06.535	1:26.602	64.3
7	14:56:33.039	1:26.504	64.2
8	14:57:59.822	1:26.783	63.3
9	14:59:26.365	1:26.543	63.6
10	15:00:52.928	1:26.563	64.2
11	15:02:19.579	1:26.651	63.6

(299) Leah McMANUS			
1	14:47:51.662	1:30.042	63.0
2	14:49:20.303	1:28.641	62.3
3	14:50:48.866	1:28.563	62.9
4	14:52:18.284	1:29.418	60.5
5	14:53:47.249	1:28.965	61.2
6	14:55:16.324	1:29.075	61.8
7	14:56:45.749	1:29.425	61.7
8	14:58:14.601	1:28.852	60.7
9	14:59:46.471	1:31.870	60.9
10	15:01:18.004	1:31.533	62.7
11	15:02:46.951	1:28.947	62.7

(80) Harry DOWLING			
1	14:47:52.839	1:31.211	63.9
2	14:49:21.374	1:28.535	63.7
3	14:50:49.990	1:28.616	63.9
4	14:52:19.135	1:29.145	63.4
5	14:53:48.044	1:28.909	63.1
6	14:55:17.055	1:29.011	63.0
7	14:56:46.477	1:29.422	61.0
8	14:58:15.202	1:28.725	63.1
9	14:59:47.071	1:31.869	62.7
10	15:01:18.926	1:31.855	62.9
11	15:02:47.615	1:28.689	63.5

(25) Holly DUNION			
1	14:47:47.792	1:29.973	63.7
2	14:49:19.241	1:31.449	61.9
3	14:50:45.937	1:26.696	63.4
4	14:52:12.432	1:26.495	63.8
5	14:53:40.118	1:27.686	64.0
6	14:55:06.890	1:26.772	63.2
7	14:56:34.254	1:27.364	64.9
8	14:58:00.428	1:26.174	61.6
9	14:59:28.325	1:27.897	62.9
10	15:00:55.383	1:27.058	63.1
11	15:02:22.266	1:26.883	61.5

(45) Martin FINNEGAN			
1	14:47:50.920	1:29.527	63.4
2	14:49:19.010	1:28.090	60.7
3	14:50:47.748	1:28.738	62.9
4	14:52:15.532	1:27.784	61.0
5	14:53:43.926	1:28.394	60.7
6	14:55:12.681	1:28.755	61.2
7	14:56:42.624	1:29.943	55.8
8	14:58:14.222	1:31.598	61.1
9	14:59:46.298	1:32.076	60.2
10	15:01:19.587	1:33.289	58.4
11	15:02:50.684	1:31.097	59.1

(23) Leo RICHARDSON			
1	14:47:47.031	1:29.633	66.2

(33) Lucca MULLINS			
1	14:47:50.072	1:29.113	65.3
2	14:49:17.122	1:27.050	64.0
3	14:50:44.858	1:27.736	64.2
4	14:52:11.005	1:26.147	61.7
5	14:53:38.184	1:27.179	64.6
6	14:55:03.353	1:25.169	63.2
7	14:56:28.407	1:25.054	63.1
8	14:57:53.919	1:25.512	63.9
9	14:59:19.397	1:25.478	62.0
10	15:00:45.350	1:25.953	56.4
11	15:02:11.497	1:26.147	63.4

(14) Daithi KENNEDY			
1	14:47:49.896	1:30.061	62.4
2	14:49:16.672	1:26.776	64.2
3	14:50:44.475	1:27.803	62.3

(65) Kyle IRVINE			
1	14:47:48.328	1:29.505	65.5

Clerk of the Course

Sig : Time :
 Chief Timekeeper : Ian Sharp (SMART Timing)
 Results available at www.smart-timing.co.uk and www.speedhive.com

Orbits





Bulletin No. _____

SMRC/ICCR Anglesey race meeting

Lapchart

Patch Tyre Equipment Junior Mini Challenge

Anglesey Coastal 1.550 miles

Race 6 - 1st Race - AMENDED RESULT

03/08/2024 14:45

Race (15:00 Time) started at 14:46:16

Competitors	Laps												
	0	1	2	3	4	5	6	7	8	9	10	11	
Leo RICHARDSON (23)	1	23	401	401	401	401	401	401	401	401	401	401	401
Joshua HENRY (401)	2	401	23	7	7	7	33	33	33	33	33	33	33
Holly DUNION (25)	3	25	25	6	14	33	7	7	7	7	7	7	6
Logan HOEY (6)	4	6	65	14	33	6	6	6	6	6	6	6	7
Kyle IRVINE (65)	5	65	6	33	6	25	22	22	22	22	22	22	22
Jack FILDES (7)	6	7	7	45	25	22	25	25	25	25	25	25	25
Daitthi KENNEDY (14)	7	14	14	22	22	45	45	45	45	45	45	299	299
T J TAFFE (22)	8	22	33	25	45	299	299	299	299	299	299	80	80
Lucca MULLINS (33)	9	33	22	299	299	80	80	80	80	80	80	45	45
Martin FINNEGAN (45)	10	45	45	80	80								
Leah McMANUS (299)	11	299	299										
Harry DOWLING (80)	12	80	80										

Clerk of the Course

Orbits

Sig : Time :

Chief Timekeeper : Ian Sharp (SMART Timing)

Results available at www.smart-timing.co.uk and www.speedhive.com



RACE WITH RESPECT

Printed: 03/08/2024 17:18:45

SMRC/ICCR Anglesey race meeting
Sorted on Laps
MGCC Cockshoot Cup
Anglesey Coastal 1.550 miles
Race 7 - 1st Race
03/08/2024 15:15
Race (20:00 Time) started at 15:16:45

Pos	No.	Name	Make/Model	CC	Class	Laps	Total Tm	Diff	Best Tm	In Lap	2nd Best
1	1	David MORRISON	MG Midget	1380	C	13	20:51.092		1:20.240	7	1:20.292
2	69	Peter BRAMBLE	MGB		I	13	21:17.086	25.994	1:22.635	9	1:22.828
3	14	Leon WIGNALL	MG ZR170		A	13	21:21.216	30.124	1:23.551	10	1:23.791
4	44	Mark BELLAMY	MG ZR170		A	13	21:30.415	39.323	1:24.399	8	1:24.481
5	7	Karl GREEN	MGF Cup Car		C	13	21:42.073	50.981	1:25.035	11	1:25.456
6	24	Andrew WALSH	MG TF		F	13	21:46.651	55.559	1:25.727	11	1:26.009
7	58	Gareth JONES	MGF		F	13	21:54.182	1:03.090	1:26.516	9	1:26.886
8	11	Michael ASHCROFT	MG ZR190		C	13	22:01.951	1:10.859	1:25.945	12	1:27.212
9	73	Lloyd TREDELL	MGF Cup Car		C	13	22:05.426	1:14.334	1:28.033	9	1:28.230
10	64	Martin RICHARDSON	MGB		B	13	22:22.965	1:31.873	1:28.910	8	1:29.700
Not classified											
DNF	4	Keith EGAR	MG Midget	1380	C		0.382	DNF		0	
DNF	52	Carl CHADWICK	MG Midget		B		2.364	DNF		0	
DNS	82	Helen WADDINGTON	MG ZR170		A			DNS		0	

Announcements

New Track Record (1:23.551) for MG Cockshoot (A) by Leon WIGNALL.

Margin of Victory	Avg. Speed	Best Lap Tm	Best Speed	Best Lap by
25.994	57.981	1:20.240	69.541	1 - David MORRISON

Clerk of the Course
Orbits

Sig : _____ Time : _____
 Chief Timekeeper : Ian Sharp (SMART Timing)
 Results available at www.smart-timing.co.uk and www.speedhive.com





SMRC/ICCR Anglesey race meeting

MGCC Cockshoot Cup

Anglesey Coastal 1.550 miles

Race 7 - 1st Race

03/08/2024 15:15

Race (20:00 Time) started at 15:16:45

Lap	Time of Day	Lap Tm	SFSpd
(1) David MORRISON			
1	15:18:08.906	1:22.762	71.5
2	15:20:38.460	2:29.554	44.7
3	15:22:56.317	2:17.857	43.8
4	15:25:02.982	2:06.665	53.3
5	15:26:52.708	1:49.726	69.5
6	15:28:13.351	1:20.643	70.2
7	15:29:33.591	1:20.240	71.8
8	15:30:54.131	1:20.540	72.2
9	15:32:14.961	1:20.830	70.6
10	15:33:35.282	1:20.321	70.7
11	15:34:55.574	1:20.292	71.0
12	15:36:16.472	1:20.898	69.8
13	15:37:37.045	1:20.573	69.4

(69) Peter BRAMBLE			
1	15:18:16.420	1:28.750	47.5
2	15:20:40.403	2:23.983	42.5
3	15:22:58.276	2:17.873	42.3
4	15:25:04.825	2:06.549	56.5
5	15:26:54.305	1:49.480	66.2
6	15:28:17.620	1:23.315	68.9
7	15:29:42.314	1:24.694	68.1
8	15:31:06.013	1:23.699	69.3
9	15:32:28.648	1:22.635	69.3
10	15:33:52.221	1:23.573	67.4
11	15:35:16.161	1:23.940	68.1
12	15:36:38.989	1:22.828	70.6
13	15:38:03.039	1:24.050	69.3

(14) Leon WIGNALL			
1	15:18:15.110	1:26.826	67.1
2	15:20:39.498	2:24.388	44.1
3	15:22:57.490	2:17.992	45.2
4	15:25:04.208	2:06.718	55.2
5	15:26:53.538	1:49.330	65.7
6	15:28:18.576	1:25.038	68.7
7	15:29:43.220	1:24.644	68.5
8	15:31:07.232	1:24.012	68.7
9	15:32:31.023	1:23.791	69.0
10	15:33:54.574	1:23.551	68.5
11	15:35:18.786	1:24.212	68.2
12	15:36:42.678	1:23.892	69.0
13	15:38:07.169	1:24.491	68.6

(44) Mark BELLAMY			
1	15:18:19.289	1:31.745	64.6
2	15:20:42.113	2:22.824	38.3
3	15:22:59.868	2:17.755	46.9
4	15:25:07.103	2:07.235	63.5
5	15:26:56.157	1:49.054	63.5
6	15:28:22.276	1:26.119	64.6
7	15:29:46.974	1:24.698	66.1
8	15:31:11.373	1:24.399	66.6
9	15:32:36.250	1:24.877	66.5
10	15:34:00.911	1:24.661	65.2
11	15:35:26.200	1:25.289	65.8
12	15:36:50.681	1:24.481	66.4
13	15:38:16.368	1:25.687	64.7

(7) Karl GREEN			
1	15:18:20.613	1:31.001	69.3
2	15:20:43.522	2:22.909	43.5
3	15:23:02.115	2:18.593	51.5
4	15:25:10.081	2:07.966	64.3

5	15:26:58.030	1:47.949	65.2
6	15:28:26.280	1:28.250	70.6
7	15:29:53.227	1:26.947	69.5
8	15:31:18.812	1:25.585	71.8
9	15:32:44.473	1:25.661	71.5
10	15:34:09.929	1:25.456	71.7
11	15:35:34.964	1:25.035	70.9
12	15:37:00.987	1:26.023	70.3
13	15:38:28.026	1:27.039	70.4

(24) Andrew WALSH			
1	15:18:19.910	1:30.590	65.4
2	15:20:42.675	2:22.765	40.7
3	15:23:00.662	2:17.987	46.9
4	15:25:08.485	2:07.823	60.2
5	15:26:56.691	1:48.206	64.2
6	15:28:25.090	1:28.399	66.0
7	15:29:54.022	1:28.932	65.8
8	15:31:21.361	1:27.339	66.1
9	15:32:47.879	1:26.518	66.4
10	15:34:13.888	1:26.009	67.0
11	15:35:39.615	1:25.727	67.1
12	15:37:06.307	1:26.692	65.5
13	15:38:32.604	1:26.297	66.6

(58) Gareth JONES			
1	15:18:18.250	1:29.194	63.6
2	15:20:41.393	2:23.143	39.1
3	15:22:59.180	2:17.787	44.8
4	15:25:06.074	2:06.894	61.8
5	15:26:55.674	1:49.600	62.5
6	15:28:24.482	1:28.808	63.1
7	15:29:52.968	1:28.486	64.6
8	15:31:22.182	1:29.214	64.3
9	15:32:48.698	1:26.516	64.5
10	15:34:15.584	1:26.886	64.2
11	15:35:42.906	1:27.322	63.8
12	15:37:11.090	1:28.184	66.1
13	15:38:40.135	1:29.045	63.7

(11) Michael ASHCROFT			
1	15:18:21.666	1:31.879	66.8
2	15:20:45.609	2:23.943	48.6
3	15:23:03.610	2:18.001	50.5
4	15:25:11.736	2:08.126	56.4
5	15:26:59.190	1:47.454	66.5
6	15:28:29.782	1:30.592	67.2
7	15:29:59.560	1:29.778	67.2
8	15:31:28.231	1:28.671	67.9
9	15:32:57.257	1:29.026	69.0
10	15:34:25.880	1:28.623	68.1
11	15:35:54.747	1:28.867	67.7
12	15:37:20.692	1:25.945	68.1
13	15:38:47.904	1:27.212	68.3

(73) Lloyd TREDELL			
1	15:18:22.556	1:31.945	65.5
2	15:20:46.773	2:24.217	46.2
3	15:23:04.819	2:18.046	46.7
4	15:25:12.604	2:07.785	51.7
5	15:26:59.643	1:47.039	67.8
6	15:28:27.873	1:28.230	66.9
7	15:29:56.384	1:28.511	61.1
8	15:31:24.919	1:28.535	65.2
9	15:32:52.952	1:28.033	68.6
10	15:34:21.903	1:28.951	69.2



Clerk of the Course

Sig : Time :
 Chief Timekeeper : Ian Sharp (SMART Timing)
 Results available at www.smart-timing.co.uk and www.speedhive.com

Printed: 03/08/2024 15:39:57

Orbits





Bulletin No. _____

SMRC/ICCR Anglesey race meeting

Lapchart

MGCC Cockshoot Cup

Anglesey Coastal 1.550 miles

Race 7 - 1st Race

03/08/2024 15:15

Race (20:00 Time) started at 15:16:45

Competitors	Laps													
	0	1	2	3	4	5	6	7	8	9	10	11	12	13
David MORRISON (1)	1	1	1	1	1	1	1	1	1	1	1	1	1	1
Keith EGAR (4)	2	4	14	14	14	14	14	69	69	69	69	69	69	69
Mark BELLAMY (44)	3	44	69	69	69	69	69	14	14	14	14	14	14	14
Peter BRAMBLE (69)	4	69	58	58	58	58	58	44	44	44	44	44	44	44
Leon WIGNALL (14)	5	14	44	44	44	44	44	58	58	7	7	7	7	7
Carl CHADWICK (52)	6	52	24	24	24	24	24	24	7	24	24	24	24	24
Gareth JONES (58)	7	58	7	7	7	7	7	7	24	58	58	58	58	58
Andrew WALSH (24)	8	24	11	11	11	11	11	73	73	73	73	73	11	11
Karl GREEN (7)	9	7	73	73	73	73	73	11	11	11	11	11	73	73
Martin RICHARDSON (64)	10	64	64	64	64	64	64	64	64	64	64	64	64	64
Michael ASHCROFT (11)	11	11												
Lloyd TREDELL (73)	12	73												
-	13													

Clerk of the Course

Orbits

Sig : Time :

Chief Timekeeper : Ian Sharp (SMART Timing)

Results available at www.smart-timing.co.uk and www.speedhive.com

Printed: 03/08/2024 15:40:12






Bulletin No. _____

SMRC/ICCR Anglesey race meeting

<p>MGCC Cockshoot Cup</p> <p>Race 17 - 2nd Race</p> <p>Race (20:00 Time)</p>	<p>Anglesey Coastal 1.550 miles</p> <p>04/08/2024 13:30</p>
--	---



POLE POSITION

1	1	1 David MORRISON
2	3	14 Leon WIGNALL
3	5	7 Karl GREEN
4	7	58 Gareth JONES
5	9	73 Lloyd TREDELL
6	11	4 Keith EGAR
7	13	82 Helen WADDINGTON

2	69 Peter BRAMBLE
4	44 Mark BELLAMY
6	24 Andrew WALSH
8	11 Michael ASHCROFT
10	64 Martin RICHARDSON
12	52 Carl CHADWICK

Clerk of the Course Orbits

Sig : Time :

Chief Timekeeper : Ian Sharp (SMART Timing)

Results available at www.smart-timing.co.uk and www.speedhive.com

Printed: 03/08/2024 15:41:08



SMRC/ICCR Anglesey race meeting
Sorted on Laps
Bill Griffin Motors Irish Strykers Championship
Anglesey Coastal 1.550 miles
Race 8 - 1st Race
03/08/2024 15:50
Race (15:00 Time) started at 15:48:56

Pos	No.	Name	Make/Model	CC	Class	Laps	Total Tm	Diff	Best Tm	In Lap	2nd Best
1	1	Michael CULLEN	Stryker	1800	IST	12	15:32.602		1:16.928	5	1:16.954
2	22	Victor CULLEN	Stryker	1800	IST	12	15:54.153	21.551	1:17.448	4	1:17.633
3	98	Andrew D'ALTON	Stryker	1800	IST	12	16:05.936	33.334	1:19.385	6	1:19.434
4	8	Roger WELARATNE	Raw Stryker	1800	IST	12	16:06.367	33.765	1:19.620	6	1:19.621
5	5	Des MEEHAN	Stryker	1800	IST	12	16:06.762	34.160	1:19.189	2	1:19.322
6	4	Dominic RYAN	Stryker	1800	IST	12	16:16.253	43.651	1:20.168	4	1:20.451
7	66	Niall McFADDEN	Raw Stryker	1800	IST	12	16:20.633	48.031	1:19.257	5	1:19.512
8	50	Pat BERGIN	Sylva Stryker	1800	IST	12	16:21.200	48.598	1:20.288	3	1:20.672
Not classified											
DNF	83	Darragh EVANS	Stryker	1800	IST	8	11:12.815	DNF	1:22.928	3	1:23.144

Announcements

New Track Record (1:16.928) for Irish Strykers by Michael CULLEN.

Margin of Victory	Avg. Speed	Best Lap Tm	Best Speed	Best Lap by
21.551	71.799	1:16.928	72.535	1 - Michael CULLEN

Clerk of the Course

 Sig : _____ Time : _____
 Chief Timekeeper : Ian Sharp (SMART Timing)

 Results available at www.smart-timing.co.uk and www.speedhive.com

Printed: 03/08/2024 16:06:11



Bulletin No. _____

SMRC/ICCR Anglesey race meeting

Bill Griffin Motors Irish Strykers Championship

Anglesey Coastal 1.550 miles

Race 8 - 1st Race

03/08/2024 15:50

Race (15:00 Time) started at 15:48:56

Lap	Time of Day	Lap Tm	SFSpd
(1) Michael CULLEN			
1	15:50:19.062	1:21.863	75.5
2	15:51:36.140	1:17.078	76.7
3	15:52:53.129	1:16.989	76.3
4	15:54:10.171	1:17.042	77.1
5	15:55:27.099	1:16.928	76.4
6	15:56:44.053	1:16.954	76.7
7	15:58:01.427	1:17.374	75.1
8	15:59:18.607	1:17.180	74.9
9	16:00:35.958	1:17.351	76.5
10	16:01:54.384	1:18.426	76.3
11	16:03:12.355	1:17.971	74.7
12	16:04:29.511	1:17.156	76.3

Lap	Time of Day	Lap Tm	SFSpd
(22) Victor CULLEN			
1	15:50:19.928	1:22.611	71.5
2	15:51:37.561	1:17.633	75.5
3	15:52:55.310	1:17.749	75.7
4	15:54:12.758	1:17.448	75.6
5	15:55:31.406	1:18.648	75.5
6	15:56:51.039	1:19.633	74.3
7	15:58:09.681	1:18.642	73.8
8	15:59:28.046	1:18.365	75.3
9	16:00:49.126	1:21.080	74.2
10	16:02:12.111	1:22.985	74.1
11	16:03:31.121	1:19.010	73.8
12	16:04:51.062	1:19.941	74.6

Lap	Time of Day	Lap Tm	SFSpd
(98) Andrew D'ALTON			
1	15:50:22.947	1:23.590	75.1
2	15:51:42.944	1:19.997	75.3
3	15:53:02.741	1:19.797	74.6
4	15:54:22.735	1:19.994	74.6
5	15:55:42.466	1:19.731	74.7
6	15:57:01.851	1:19.385	76.1
7	15:58:21.869	1:20.018	74.5
8	15:59:41.595	1:19.726	74.3
9	16:01:01.029	1:19.434	75.7
10	16:02:21.261	1:20.232	73.7
11	16:03:42.825	1:21.564	74.5
12	16:05:02.845	1:20.020	75.0

Lap	Time of Day	Lap Tm	SFSpd
(8) Roger WELARATNE			
1	15:50:21.709	1:22.628	73.6
2	15:51:41.391	1:19.682	74.5
3	15:53:01.453	1:20.062	74.2
4	15:54:21.264	1:19.811	70.7
5	15:55:41.672	1:20.408	73.7
6	15:57:01.292	1:19.620	73.7
7	15:58:21.371	1:20.079	74.3
8	15:59:41.110	1:19.739	73.8
9	16:01:00.731	1:19.621	72.9
10	16:02:21.796	1:21.065	72.6
11	16:03:43.430	1:21.634	74.1
12	16:05:03.276	1:19.846	73.5

Lap	Time of Day	Lap Tm	SFSpd
(5) Des MEEHAN			
1	15:50:20.947	1:22.671	74.2
2	15:51:40.136	1:19.189	75.9
3	15:52:59.606	1:19.470	71.3
4	15:54:19.943	1:20.337	74.6
5	15:55:39.490	1:19.547	74.1
6	15:56:59.362	1:19.872	74.4
7	15:58:18.684	1:19.322	75.4
8	15:59:39.097	1:20.413	71.3

Lap	Time of Day	Lap Tm	SFSpd
9	16:00:58.877	1:19.780	73.9
10	16:02:22.251	1:23.374	74.4
11	16:03:43.920	1:21.669	74.8
12	16:05:03.671	1:19.751	75.1

Lap	Time of Day	Lap Tm	SFSpd
(4) Dominic RYAN			
1	15:50:23.645	1:23.820	73.5
2	15:51:44.454	1:20.809	74.3
3	15:53:04.905	1:20.451	75.3
4	15:54:25.073	1:20.168	75.7
5	15:55:45.638	1:20.565	75.1
6	15:57:06.443	1:20.805	75.5
7	15:58:27.302	1:20.859	75.5
8	15:59:48.445	1:21.143	73.1
9	16:01:09.324	1:20.879	73.7
10	16:02:30.402	1:21.078	75.0
11	16:03:52.106	1:21.704	73.7
12	16:05:13.162	1:21.056	74.0

Lap	Time of Day	Lap Tm	SFSpd
(66) Niall McFADDEN			
1	15:50:22.680	1:24.204	74.7
2	15:51:42.461	1:19.781	73.6
3	15:53:01.973	1:19.512	75.5
4	15:54:21.806	1:19.833	71.7
5	15:55:41.063	1:19.257	74.8
6	15:57:00.604	1:19.541	73.1
7	15:58:20.197	1:19.593	73.9
8	15:59:39.431	1:33.234	72.5
9	16:01:14.154	1:20.723	73.7
10	16:02:36.013	1:21.859	73.8
11	16:03:56.207	1:20.194	73.7
12	16:05:17.542	1:21.335	73.4

Lap	Time of Day	Lap Tm	SFSpd
(50) Pat BERGIN			
1	15:50:24.652	1:24.386	64.7
2	15:51:46.012	1:21.360	75.1
3	15:53:06.300	1:20.288	75.0
4	15:54:26.972	1:20.672	74.2
5	15:55:47.947	1:20.975	74.9
6	15:57:09.456	1:21.509	74.8
7	15:58:30.501	1:21.045	73.6
8	15:59:51.600	1:21.099	74.5
9	16:01:12.616	1:21.016	66.5
10	16:02:34.529	1:21.913	73.7
11	16:03:55.322	1:20.793	74.4
12	16:05:18.109	1:22.787	74.4

Lap	Time of Day	Lap Tm	SFSpd
(83) Darragh EVANS			
1	15:50:24.934	1:24.424	68.9
2	15:51:48.894	1:23.960	67.4
3	15:53:11.822	1:22.928	69.9
4	15:54:35.812	1:23.990	69.5
5	15:55:59.759	1:23.947	72.2
6	15:57:23.132	1:23.373	73.7
7	15:58:46.580	1:23.448	71.0
8	16:00:09.724	1:23.144	64.8

Clerk of the Course

Sig : Time :
Chief Timekeeper : Ian Sharp (SMART Timing)
Results available at www.smart-timing.co.uk and www.speedhive.com

Orbits





Bulletin No. _____

SMRC/ICCR Anglesey race meeting

Lapchart

Bill Griffin Motors Irish Strykers Championship

Anglesey Coastal 1.550 miles

Race 8 - 1st Race

03/08/2024 15:50

Race (15:00 Time) started at 15:48:56

Competitors	Laps												
	0	1	2	3	4	5	6	7	8	9	10	11	12
Michael CULLEN (1)	1	1	1	1	1	1	1	1	1	1	1	1	1
Victor CULLEN (22)	2	22	22	22	22	22	22	22	22	22	22	22	22
Des MEEHAN (5)	3	5	5	5	5	5	5	5	5	5	98	98	98
Niall McFADDEN (66)	4	66	8	8	8	8	66	66	66	8	8	8	8
Roger WELARATNE (8)	5	8	66	66	66	66	8	8	8	98	98	5	5
Andrew D'ALTON (98)	6	98	98	98	98	98	98	98	98	4	4	4	4
Dominic RYAN (4)	7	4	4	4	4	4	4	4	4	50	50	50	66
Pat BERGIN (50)	8	50	50	50	50	50	50	50	50	66	66	66	50
Darragh EVANS (83)	9	83	83	83	83	83	83	83	83				

Clerk of the Course

Orbits

Sig : **Time :**
Chief Timekeeper : Ian Sharp (SMART Timing)
Results available at www.smart-timing.co.uk and www.speedhive.com
Printed: 03/08/2024 16:06:47






Bulletin No. _____

SMRC/ICCR Anglesey race meeting

Bill Griffin Motors Irish Strykers Championship
Race 18 - 2nd Race
Race (15:00 Time)

Anglesey Coastal 1.550 miles
04/08/2024 14:05



Top 6 from Race 1 reversed

POLE POSITION

1	1 4 Dominic RYAN
2	3 8 Roger WELARATNE
3	5 22 Victor CULLEN
4	7 66 Niall McFADDEN
5	9 83 Darragh EVANS

2	5 Des MEEHAN
4	98 Andrew D'ALTON
6	1 Michael CULLEN
8	50 Pat BERGIN

Clerk of the Course Orbits

Sig : Time :
Chief Timekeeper : Ian Sharp (SMART Timing)
Results available at www.smart-timing.co.uk and www.speedhive.com
Printed: 03/08/2024 16:08:10



SMRC/ICCR Anglesey race meeting
Sorted on best lap time
DDMC Northern Saloon & Sports Car Championship
Anglesey Coastal 1.550 miles
Qualifying 9
03/08/2024 16:15
Practice (15:00 Time) started at 16:12:39

Pos	No.	Name	Make/Model	CC	Class	Laps	Best Tm	Diff	Best Speed	2nd Best
1	2	Matty COBB	VW Beetle	2700	A1	6	1:14.227		75.175	1:15.109
2	12	Scott HUBEL	Peugeot 205 T16	2000	A2	12	1:15.442	1.215	73.964	1:15.521
3	18	Damien McKAY	Westfield	999	A2	12	1:16.270	2.043	73.161	1:16.489
4	65	Ian TOWERS	MK Striker	999	E2	12	1:16.795	2.568	72.661	1:16.814
5	29	Justin COX	Caterham Sigmax	1600	E1	12	1:17.429	3.202	72.066	1:17.608
6	89	Daniel KELL	Ford Sierra XR4x4	1993T	B	11	1:18.820	4.593	70.794	1:18.867
7	14	Stevie McNAB	Honda Civic Type R	2400	B	7	1:19.465	5.238	70.220	1:19.977
8	1	Stephen REECE	Lotus Elise S2 111R	1800	C	11	1:19.776	5.549	69.946	1:19.934
9	15	David COX	VW Golf	2000	B	11	1:19.807	5.580	69.919	1:20.155
10	78	Alex PRENTICE	VW Golf	1984T	B	11	1:19.862	5.635	69.871	1:20.498
11	27	Chris SPARKS	Honda Civic Type R	1998	C	11	1:20.040	5.813	69.715	1:20.120
12	7	Alan McPHERSON	MK Indy RR	998	E2	8	1:20.237	6.010	69.544	1:20.685
13	101	Stewart MIDDLETON	Honda Civic Type R	1998	C	11	1:21.159	6.932	68.754	1:21.245
14	57	Phil JORDAN	Honda Civic Type R	2000	C	11	1:21.665	7.438	68.328	1:22.114
15	9	Ian TOMLINSON	Mazda MX5	1600	M	11	1:22.085	7.858	67.978	1:22.276
16	11	Madeline HUBEL	Peugeot 206	2000	C	11	1:22.192	7.965	67.890	1:22.313
17	68	Stephen ROBINSON	Mazda MX5	1600	M	11	1:22.923	8.696	67.291	1:23.233
18	291	Mary BARNARD	Mazda MX5	1600	M	10	1:23.880	9.653	66.524	1:24.282
19	113	Luke WILLIAMSON	VW Golf	1984	C	10	1:24.393	10.166	66.119	1:25.313
20	13	James McCANN	Mazda MX5	1600	M	10	1:25.433	11.206	65.314	1:25.572
21	129	Paul BARNARD	Mazda MX5	1600	M	10	1:25.995	11.768	64.887	1:26.017
22	53	Stephen REED	Mazda MX5	1600	M	10	1:27.018	12.791	64.125	1:27.020
23	10	Paul LIGHTBURN	Mazda MX5	1600	M	10	1:27.776	13.549	63.571	1:28.205
24	75	Jeremy RIVERS-FLETCHER	Mazda MX5	1600	M	10	1:30.008	15.781	61.994	1:31.453
25	25	John ARMSTRONG	Porsche 924s	3000	B	9	1:31.979	17.752	60.666	1:33.033

Announcements

Car No.68 - No working transponder - Please fix before 1st Race

Car No.68 - Selected lap times disallowed - Exceeding track limits

Clerk of the Course
Orbits
Sig : **Time :**
Chief Timekeeper : Ian Sharp (SMART Timing)
Results available at www.smart-timing.co.uk and www.speedhive.com
Printed: 03/08/2024 16:30:07

SMRC/ICCR Anglesey race meeting
DDMC Northern Saloon & Sports Car Championship
Anglesey Coastal 1.550 miles
Qualifying 9
03/08/2024 16:15
Practice (15:00 Time) started at 16:12:39

Lap	Time of Day	Lap Tm	SFSpd
(2) Matty COBB			
1	16:14:30.676		83.8
2	16:15:47.988	1:17.312	85.2
3	16:17:03.097	1:15.109	77.6
4	16:18:17.324	1:14.227	86.4
5	16:19:42.558	1:25.234	
6	16:22:19.607	2:37.049	88.1

Lap	Time of Day	Lap Tm	SFSpd
(12) Scott HUBEL			
1	16:14:14.692		80.8
2	16:15:32.367	1:17.675	81.0
3	16:16:49.245	1:16.878	79.6
4	16:18:05.032	1:15.787	82.1
5	16:19:21.163	1:16.131	82.4
6	16:20:36.989	1:15.826	81.6
7	16:21:53.403	1:16.414	82.0
8	16:23:09.032	1:15.629	79.5
9	16:24:25.720	1:16.688	81.8
10	16:25:41.162	1:15.442	81.9
11	16:26:56.683	1:15.521	82.2
12	16:28:12.584	1:15.901	82.3

Lap	Time of Day	Lap Tm	SFSpd
(18) Damien McKAY			
1	16:14:15.039		81.7
2	16:15:33.546	1:18.507	81.3
3	16:16:50.035	1:16.489	82.2
4	16:18:06.305	1:16.270	82.5
5	16:19:23.222	1:16.917	81.0
6	16:20:40.707	1:17.485	81.9
7	16:21:57.386	1:16.679	81.8
8	16:23:22.623	1:25.237	82.3
9	16:24:41.256	1:18.633	82.3
10	16:25:58.547	1:17.291	82.6
11	16:27:15.882	1:17.335	80.7
12	16:28:32.632	1:16.750	81.6

Lap	Time of Day	Lap Tm	SFSpd
(65) Ian TOWERS			
1	16:14:12.675		82.3
2	16:15:30.352	1:17.677	82.5
3	16:16:47.147	1:16.795	82.6
4	16:18:03.961	1:16.814	82.3
5	16:19:22.143	1:18.182	81.8
6	16:20:41.188	1:19.045	79.0
7	16:21:58.682	1:17.494	82.5
8	16:23:16.295	1:17.613	83.1
9	16:24:33.306	1:17.011	82.2
10	16:25:50.599	1:17.293	82.3
11	16:27:07.476	1:16.877	81.8
12	16:28:24.508	1:17.032	81.8

Lap	Time of Day	Lap Tm	SFSpd
(29) Justin COX			
1	16:14:13.900		67.4
2	16:15:35.360	1:21.460	73.7
3	16:16:54.563	1:19.203	72.0
4	16:18:12.364	1:17.801	74.2
5	16:19:30.175	1:17.811	74.8
6	16:20:47.842	1:17.667	76.2
7	16:22:06.748	1:18.906	75.7
8	16:23:24.928	1:18.180	75.9
9	16:24:42.722	1:17.794	76.3
10	16:26:00.151	1:17.429	75.7
11	16:27:23.401	1:23.250	75.1
12	16:28:41.009	1:17.608	75.4

(89) Daniel KELL

Lap	Time of Day	Lap Tm	SFSpd
1	16:14:20.561		62.9
2	16:15:47.834	1:27.273	73.7
3	16:17:11.334	1:23.500	76.9
4	16:18:30.220	1:18.886	75.7
5	16:19:49.040	1:18.820	75.3
6	16:21:57.991	2:08.951	
7	16:23:31.776	1:33.785	77.3
8	16:24:50.643	1:18.867	77.0
9	16:26:09.901	1:19.258	74.1
10	16:27:32.422	1:22.521	77.6
11	16:28:51.703	1:19.281	74.8

Lap	Time of Day	Lap Tm	SFSpd
(14) Stevie McNAB			
1	16:14:17.292		74.2
2	16:15:40.237	1:22.945	77.4
3	16:17:00.214	1:19.977	77.8
4	16:18:24.327	1:24.113	58.3
5	16:19:58.812	1:34.485	76.6
6	16:21:19.624	1:20.812	76.7
7	16:22:39.089	1:19.465	76.3

Lap	Time of Day	Lap Tm	SFSpd
(1) Stephen REECE			
1	16:14:41.589		69.5
2	16:16:06.969	1:25.380	74.4
3	16:17:29.116	1:22.147	73.1
4	16:18:50.358	1:21.242	70.9
5	16:20:10.292	1:19.934	73.8
6	16:21:31.079	1:20.787	72.9
7	16:22:52.605	1:21.526	71.8
8	16:24:12.381	1:19.776	73.1
9	16:25:34.283	1:21.902	72.9
10	16:26:58.364	1:24.081	73.9
11	16:28:19.304	1:20.940	74.1

Lap	Time of Day	Lap Tm	SFSpd
(15) David COX			
1	16:14:23.982		77.8
2	16:15:47.071	1:23.089	74.9
3	16:17:07.855	1:20.784	79.5
4	16:18:28.010	1:20.155	79.9
5	16:19:47.817	1:19.807	77.7
6	16:21:10.013	1:22.196	78.4
7	16:22:30.791	1:20.778	79.3
8	16:23:51.458	1:20.667	79.0
9	16:25:12.572	1:21.114	79.1
10	16:26:34.293	1:21.721	78.2
11	16:27:57.020	1:22.727	79.4

Lap	Time of Day	Lap Tm	SFSpd
(78) Alex PRENTICE			
1	16:14:34.379		65.7
2	16:16:00.155	1:25.776	73.9
3	16:17:25.545	1:25.390	77.1
4	16:18:47.969	1:22.424	78.8
5	16:20:07.831	1:19.862	76.7
6	16:21:28.953	1:21.122	79.2
7	16:22:49.451	1:20.498	81.1
8	16:24:10.423	1:20.972	79.0
9	16:25:31.615	1:21.192	81.0
10	16:26:53.590	1:21.975	78.0
11	16:28:16.372	1:22.782	67.4

Lap	Time of Day	Lap Tm	SFSpd
(27) Chris SPARKS			
1	16:14:27.157		72.5
2	16:15:51.180	1:24.023	75.0
3	16:17:12.827	1:21.647	74.6
4	16:18:33.014	1:20.187	74.3
5	16:19:53.475	1:20.461	75.2

Lap	Time of Day	Lap Tm	SFSpd
6	16:21:16.722	1:23.247	74.3
7	16:22:37.146	1:20.424	74.5
8	16:24:06.934	1:29.788	74.6
9	16:25:26.974	1:20.040	75.1
10	16:26:47.344	1:20.370	74.6
11	16:28:07.464	1:20.120	75.1

Lap	Time of Day	Lap Tm	SFSpd
(7) Alan McPHERSON			
1	16:14:35.471		71.8
2	16:16:04.085	1:28.614	68.0
3	16:17:27.448	1:23.363	77.5
4	16:18:48.865	1:21.417	77.8
5	16:20:09.564	1:20.699	76.0
6	16:21:30.277	1:20.713	78.5
7	16:22:50.514	1:20.237	77.9
8	16:24:11.199	1:20.685	76.7

Lap	Time of Day	Lap Tm	SFSpd
(101) Stewart MIDDLETON			
1	16:14:17.843		73.2
2	16:15:41.405	1:23.562	71.7
3	16:17:02.866	1:21.461	71.5
4	16:18:24.111	1:21.245	72.6
5	16:19:45.763	1:21.652	70.9
6	16:21:07.382	1:21.619	74.2
7	16:22:28.837	1:21.455	75.3
8	16:23:49.996	1:21.159	73.5
9	16:25:11.656	1:21.660	73.6
10	16:26:35.062	1:23.406	74.2
11	16:27:57.838	1:22.776	74.9

Lap	Time of Day	Lap Tm	SFSpd
(57) Phil JORDAN			
1	16:14:49.446		67.9
2	16:16:15.475	1:26.029	70.0
3	16:17:40.033	1:24.558	72.9
4	16:19:02.934	1:22.901	76.9
5	16:20:25.103	1:22.169	74.2
6	16:21:47.293	1:22.190	73.7
7	16:23:09.717	1:22.424	73.2
8	16:24:31.831	1:22.114	74.6
9	16:25:54.102	1:22.271	73.8
10	16:27:16.442	1:22.340	69.7
11	16:28:38.107	1:21.665	75.6

Lap	Time of Day	Lap Tm	SFSpd
(9) Ian TOMLINSON			
1	16:14:35.907		67.2
2	16:16:00.959	1:25.052	66.8
3	16:17:24.055	1:23.096	68.3
4	16:18:46.140	1:22.085	68.5
5	16:20:08.416	1:22.276	67.4
6	16:21:36.550	1:28.134	68.4
7	16:22:58.884	1:22.334	66.5
8	16:24:21.933	1:23.049	66.9
9	16:25:44.429	1:22.496	67.0
10	16:27:08.709	1:24.280	66.9
11	16:28:31.071	1:22.362	67.0

Lap	Time of Day	Lap Tm	SFSpd
(11) Madeline HUBEL			
1	16:14:23.289		72.3
2	16:15:50.024	1:26.735	74.7
3	16:17:14.048	1:24.024	74.6
4	16:18:37.755	1:23.707	75.0
5	16:20:01.211	1:23.456	74.4
6	16:21:23.600	1:22.389	74.6
7	16:22:45.913	1:22.313	74.8
8	16:24:08.694	1:22.781	74.5
9	16:25:33.424	1:24.730	75.1

Clerk of the Course



SMRC/ICCR Anglesey race meeting

DDMC Northern Saloon & Sports Car Championship

Anglesey Coastal 1.550 miles

Qualifying 9

03/08/2024 16:15

Practice (15:00 Time) started at 16:12:39

Lap	Time of Day	Lap Tm	SFSpd
10	16:26:55.616	1:22.192	74.6
11	16:28:20.458	1:24.842	73.8

(68) Stephen ROBINSON

1	16:14:32.252		
2	16:15:57.513	1:25.261	
3	16:17:21.106	1:23.593	
4	16:18:44.339	1:23.233	
5	16:20:07.262	1:22.923	
6	16:21:32.701	1:25.439	
7	16:22:57.824	1:25.123	
8	16:24:21.555	1:23.731	
9	16:25:46.878	1:25.323	
10	16:27:10.569	1:23.691	
11	16:28:34.556	1:23.987	

(291) Mary BARNARD

1	16:14:46.091		68.5
2	16:16:12.185	1:26.094	68.6
3	16:17:38.070	1:25.885	66.8
4	16:19:02.583	1:24.513	68.2
5	16:20:27.329	1:24.746	69.4
6	16:21:51.611	1:24.282	68.7
7	16:23:19.378	1:27.767	68.5
8	16:24:45.468	1:26.090	67.8
9	16:26:09.348	1:23.880	67.2
10	16:27:44.736	1:35.388	64.5

(113) Luke WILLIAMSON

1	16:14:30.411		65.6
2	16:16:05.824	1:35.413	67.1
3	16:17:34.950	1:29.126	67.4
4	16:19:00.721	1:25.771	67.6
5	16:20:26.538	1:25.817	67.6
6	16:21:50.931	1:24.393	68.0
7	16:23:29.473	1:38.542	53.3
8	16:24:58.261	1:28.788	67.9
9	16:26:23.574	1:25.313	68.0
10	16:27:49.496	1:25.922	65.9

(13) James McCANN

1	16:14:57.934		63.4
2	16:16:26.517	1:28.583	62.3
3	16:17:53.070	1:26.553	63.7
4	16:19:19.720	1:26.650	65.8
5	16:20:46.800	1:27.080	65.8
6	16:22:13.846	1:27.046	65.7
7	16:23:39.279	1:25.433	61.5
8	16:25:04.851	1:25.572	65.1
9	16:26:30.472	1:25.621	67.2
10	16:28:00.013	1:29.541	66.7

(129) Paul BARNARD

1	16:14:58.369		65.5
2	16:16:24.820	1:26.451	63.0
3	16:17:50.815	1:25.995	66.2
4	16:19:16.919	1:26.104	66.8
5	16:20:44.270	1:27.351	64.0
6	16:22:11.856	1:27.586	65.9
7	16:23:38.344	1:26.488	64.3
8	16:25:04.361	1:26.017	66.0
9	16:26:31.381	1:27.020	66.2
10	16:28:00.756	1:29.375	64.7

(53) Stephen REED

1	16:14:45.002		57.7
---	--------------	--	------

Lap	Time of Day	Lap Tm	SFSpd
2	16:16:14.942	1:29.940	63.3
3	16:17:42.914	1:27.972	61.3
4	16:19:11.683	1:28.769	62.9
5	16:20:42.535	1:30.852	65.3
6	16:22:09.890	1:27.355	63.3
7	16:23:37.064	1:27.174	60.4
8	16:25:04.082	1:27.018	63.6
9	16:26:37.533	1:33.451	64.0
10	16:28:04.553	1:27.020	64.4

(10) Paul LIGHTBURN

1	16:14:55.762		63.4
2	16:16:26.996	1:31.234	60.1
3	16:17:54.772	1:27.776	64.9
4	16:19:25.058	1:30.286	59.5
5	16:20:53.263	1:28.205	65.2
6	16:22:23.885	1:30.622	65.1
7	16:23:54.951	1:31.066	64.0
8	16:25:23.459	1:28.508	64.1
9	16:26:52.549	1:29.090	65.2
10	16:28:24.107	1:31.558	63.9

(75) Jeremy RIVERS-FLETCHER

1	16:14:29.581		62.0
2	16:16:03.530	1:33.949	62.3
3	16:17:38.094	1:34.564	62.5
4	16:19:11.198	1:33.104	62.7
5	16:20:44.041	1:32.843	63.6
6	16:22:15.494	1:31.453	63.4
7	16:23:45.502	1:30.008	62.3
8	16:25:18.573	1:33.071	60.6
9	16:26:50.812	1:32.239	63.7
10	16:28:22.935	1:32.123	63.4

(25) John ARMSTRONG

1	16:14:54.462		63.6
2	16:16:32.686	1:38.224	59.8
3	16:18:10.159	1:37.473	60.9
4	16:19:44.293	1:34.134	60.4
5	16:21:21.476	1:37.183	55.7
6	16:22:58.314	1:36.838	53.4
7	16:24:36.299	1:37.985	62.7
8	16:26:08.278	1:31.979	62.4
9	16:27:41.311	1:33.033	62.4

Clerk of the Course

Sig : Time :
 Chief Timekeeper : Ian Sharp (SMART Timing)
 Results available at www.smart-timing.co.uk and www.speedhive.com





Bulletin No. _____

SMRC/ICCR Anglesey race meeting


DDMC Northern Saloon & Sports Car Championship

Anglesey Coastal 1.550 miles

Race 131- 1st Race

04/08/2024 11:00

Race (15:00 and 1 Laps)



POLE POSITION

1	1 2 Matty COBB 1:14.227
2	3 18 Damien McKAY 1:16.270
3	5 29 Justin COX 1:17.429
4	7 14 Stevie McNAB 1:19.465
5	9 15 David COX 1:19.807
6	11 27 Chris SPARKS 1:20.040
7	13 101 Stewart MIDDLETON 1:21.159
8	15 9 Ian TOMLINSON 1:22.085
9	17 68 Stephen ROBINSON 1:22.923
10	19 113 Luke WILLIAMSON 1:24.393

2	12 Scott HUBEL 1:15.442
4	65 Ian TOWERS 1:16.795
6	89 Daniel KELL 1:18.820
8	1 Stephen REECE 1:19.776
10	78 Alex PRENTICE 1:19.862
12	7 Alan McPHERSON 1:20.237
14	57 Phil JORDAN 1:21.665
16	11 Madeline HUBEL 1:22.192
18	291 Mary BARNARD 1:23.880
20	13 James McCANN 1:25.433

Clerk of the Course Orbits

Sig : Time :
Chief Timekeeper : Ian Sharp (SMART Timing)
Results available at www.smart-timing.co.uk and www.speedhive.com

Printed: 03/08/2024 16:54:12






Bulletin No. _____

SMRC/ICCR Anglesey race meeting

DDMC Northern Saloon & Sports Car Championship
Race 131- 1st Race
Race (15:00 and 1 Laps)

Anglesey Coastal 1.550 miles
04/08/2024 11:00



11	21
	129 Paul BARNARD 1:25.995
12	23
	10 Paul LIGHTBURN 1:27.776
13	25
	25 John ARMSTRONG 1:31.979

22
53 Stephen REED 1:27.018
24
75 Jeremy RIVERS-FLETCHER 1:30.008

Clerk of the Course Orbits

Sig : Time :
Chief Timekeeper : Ian Sharp (SMART Timing)
Results available at www.smart-timing.co.uk and www.speedhive.com

Printed: 03/08/2024 16:54:12





Bulletin No. _____

SMRC/ICCR Anglesey race meeting


DDMC Northern Saloon & Sports Car Championship

Anglesey Coastal 1.550 miles

Race 22 - 2nd Race

04/08/2024 16:05

Race (15:00 and 1 Laps)



POLE POSITION

Rank	Driver	Time	Rank	Driver	Time
1	2 Matty COBB	1:15.109	2	12 Scott HUBEL	1:15.521
2	18 Damien McKAY	1:16.489	4	65 Ian TOWERS	1:16.814
3	29 Justin COX	1:17.608	6	89 Daniel KELL	1:18.867
4	1 Stephen REECE	1:19.934	8	14 Stevie McNAB	1:19.977
5	27 Chris SPARKS	1:20.120	10	15 David COX	1:20.155
6	78 Alex PRENTICE	1:20.498	12	7 Alan McPHERSON	1:20.685
7	101 Stewart MIDDLETON	1:21.245	14	57 Phil JORDAN	1:22.114
8	9 Ian TOMLINSON	1:22.276	16	11 Madeline HUBEL	1:22.313
9	68 Stephen ROBINSON	1:23.233	18	291 Mary BARNARD	1:24.282
10	113 Luke WILLIAMSON	1:25.313	20	13 James McCANN	1:25.572

Clerk of the Course Orbits

Sig : Time :
Chief Timekeeper : Ian Sharp (SMART Timing)
Results available at www.smart-timing.co.uk and www.speedhive.com

Printed: 03/08/2024 16:55:02






Bulletin No. _____

SMRC/ICCR Anglesey race meeting

DDMC Northern Saloon & Sports Car Championship
Race 22 - 2nd Race
Race (15:00 and 1 Laps)

Anglesey Coastal 1.550 miles
04/08/2024 16:05



11	21 129 Paul BARNARD 1:26.017
12	23 10 Paul LIGHTBURN 1:28.205
13	25 25 John ARMSTRONG 1:33.033

22 53 Stephen REED 1:27.020
24 75 Jeremy RIVERS-FLETCHER 1:31.453

Clerk of the Course Orbits

Sig : Time :
Chief Timekeeper : Ian Sharp (SMART Timing)
Results available at www.smart-timing.co.uk and www.speedhive.com

Printed: 03/08/2024 16:55:02



SMRC/ICCR Anglesey race meeting
Sorted on best lap time
Scottish Classics & WRDA Welsh Sports & Saloons
Anglesey Coastal 1.550 miles
Qualifying 10
03/08/2024 16:35
Practice (15:00 Time) started at 16:32:18

Pos	No.	Name	Make/Model	CC	Class	Laps	Best Tm	Diff	Best Speed	2nd Best
1	96	Wayne SPILLER	Mazda RX8	1300	W2	10	1:17.727		71.790	1:17.952
2	212	Gareth BLAINE	Seat Leon		WI	11	1:17.852	0.125	71.674	1:18.673
3	140	James HARVEY	Porsche Boxster		W5	11	1:18.380	0.653	71.192	1:18.779
4	78	Andrew GRAHAM	Triumph TR8	3500	CE	11	1:19.023	1.296	70.612	1:19.946
5	7	Keiron BAILLIE	Lotus 7	1600	CB	11	1:19.320	1.593	70.348	1:20.306
6	111	Simon BAKER	Mazda RX8	1300	W2	10	1:19.475	1.748	70.211	1:19.882
7	56	Craig ATTARD	VW Scirocco		W5	10	1:20.488	2.761	69.327	1:20.525
8	55	Colin CALDER	Ginetta G4	1600	CI	11	1:21.202	3.475	68.718	1:21.320
9	222	Joseph YATES	SHP Wildcat		WI	11	1:21.590	3.863	68.391	1:21.837
10	91	Craig HOUSTON	Lotus Excel	2174	CB	10	1:21.847	4.120	68.176	1:22.467
11	64	Adam KINMOND	Rover Vitesse	3500	CI	11	1:22.199	4.472	67.884	1:22.211
12	551	John CARDOO	SHP Wildcat		WI	10	1:22.363	4.636	67.749	1:22.420
13	51	Ewan ANDERSON	MGB GT	3500	CE	9	1:22.433	4.706	67.691	1:22.730
14	33	John NEWPORT	SHP Wildcat		WI	11	1:23.160	5.433	67.100	1:23.909
15	21	Jimmy CROW	Scimitar Coupe GT	3000	CG	8	1:23.925	6.198	66.488	1:23.962
16	22	Allan MILLAR	SHP Wildcat		WI	3	1:24.721	6.994	65.863	1:26.051
17	63	John KINMOND	Morris Mini	998	CA	11	1:24.927	7.200	65.703	1:25.235
18	88	Andrew WILLIAMS	Renault Clio	2000	W2	11	1:25.201	7.474	65.492	1:25.250
19	65	Paul GREEN	Ford Fiesta XR2	1600	XR	10	1:25.803	8.076	65.033	1:25.879
20	11	Iain MITCHELL	Vauxhall Nova	1300	CA	10	1:25.881	8.154	64.974	1:27.675
21	5	Michael LONGSTAFFE	MG Midget	1380	CA	10	1:28.117	10.390	63.325	1:28.754
22	23	Sonny GRAY	Ford Fiesta XR2	1600	XR	10	1:28.377	10.650	63.139	1:28.494
23	71	Paul BOWERS	Fiat 128	1300	CA	5	1:29.354	11.627	62.448	1:30.803
24	66	Duncan O'NEILL	Ford Fiesta XR2	1600	XR	10	1:29.416	11.689	62.405	1:29.532
25	40	Ian MORTON	Austin A40 Farina	1360	CA	10	1:29.479	11.752	62.361	1:30.774
26	67	Richard COOPER	Ginetta G15	1600	CA	10	1:31.407	13.680	61.046	1:31.846
27	50	Charles COLLEDGE	Mini Marcos Mk3		CA	3	1:33.579	15.852	59.629	1:33.779

Announcements

Car No's 56 & 96 - No working transponders - Please fix before 1st Race
 Car No's 33 & 140 - Selected lap times disallowed - Exceeding track limits

Clerk of the Course
Orbits

Sig : Time :
 Chief Timekeeper : Ian Sharp (SMART Timing)
 Results available at www.smart-timing.co.uk and www.speedhive.com

Printed: 03/08/2024 16:52:55


RACE WITH RESPECT

SMRC/ICCR Anglesey race meeting

Scottish Classics & WRDA Welsh Sports & Saloons

Anglesey Coastal 1.550 miles

Qualifying 10

03/08/2024 16:35

Practice (15:00 Time) started at 16:32:18

Lap	Time of Day	Lap Tm	SFSpd	Lap	Time of Day	Lap Tm	SFSpd	Lap	Time of Day	Lap Tm	SFSpd
(96) Wayne SPILLER											
1	16:35:25.765			1	16:34:01.547		54.7	5	16:39:53.801	1:22.397	77.9
2	16:36:50.937	1:25.172		2	16:35:26.386	1:24.839	68.0	6	16:41:16.012	1:22.211	71.2
3	16:38:11.157	1:20.220		3	16:36:48.590	1:22.204	67.9	7	16:42:38.517	1:22.505	72.9
4	16:39:33.194	1:22.037		4	16:38:10.222	1:21.632	66.4	8	16:44:02.283	1:23.766	70.3
5	16:40:51.373	1:18.179		5	16:39:38.949	1:28.727	69.5	9	16:45:27.262	1:24.979	74.2
6	16:42:10.063	1:18.690		6	16:40:58.831	1:19.882	69.6	10	16:46:49.685	1:22.423	74.3
7	16:43:28.015	1:17.952		7	16:42:18.852	1:20.021	69.9	11	16:48:12.255	1:22.570	77.6
8	16:44:45.742	1:17.727		8	16:43:38.327	1:19.475	69.4				
9	16:46:09.328	1:23.586		9	16:47:11.266	3:32.939	70.1				
10	16:47:27.513	1:18.185		10	16:48:32.135	1:20.869	68.2				
(212) Gareth BLAINE											
1	16:34:39.655		72.1								
2	16:36:06.827	1:27.172	78.5								
3	16:37:27.335	1:20.508	76.6								
4	16:38:47.156	1:19.821	74.9								
5	16:40:05.829	1:18.673	78.0								
6	16:41:23.681	1:17.852	80.4								
7	16:42:45.153	1:21.472	76.3								
8	16:44:04.230	1:19.077	80.2								
9	16:45:26.739	1:22.509	72.9								
10	16:46:46.020	1:19.281	77.1								
11	16:48:05.576	1:19.556	79.0								
(140) James HARVEY											
1	16:33:53.617		70.7								
2	16:35:14.780	1:21.163	71.5								
3	16:36:34.653	1:19.873	70.6								
4	16:37:54.705	1:20.052	70.5								
5	16:39:15.502	1:20.797									
6	16:40:41.321	1:25.819	71.9								
7	16:42:01.362	1:20.041	71.5								
8	16:43:20.141	1:18.779	72.4								
9	16:44:42.878	1:22.737	70.8								
10	16:46:01.258	1:18.380	71.7								
11	16:47:21.696	1:20.438	71.7								
(78) Andrew GRAHAM											
1	16:34:41.157		74.7								
2	16:36:08.155	1:26.998	74.2								
3	16:37:29.763	1:21.608	79.9								
4	16:38:49.731	1:19.968	82.3								
5	16:40:10.626	1:20.895	81.3								
6	16:41:29.649	1:19.023	82.7								
7	16:42:49.595	1:19.946	82.7								
8	16:44:11.076	1:21.481	79.5								
9	16:45:33.766	1:22.690	82.4								
10	16:46:58.751	1:24.985	73.0								
11	16:48:22.750	1:23.999	71.8								
(7) Keiron BAILLIE											
1	16:34:03.727		64.8								
2	16:35:26.971	1:23.244	76.5								
3	16:36:48.189	1:21.218	74.8								
4	16:38:09.153	1:20.964	76.3								
5	16:39:29.459	1:20.306	77.0								
6	16:40:49.943	1:20.484	77.3								
7	16:42:12.545	1:22.602	78.3								
8	16:43:31.865	1:19.320	76.3								
9	16:44:52.825	1:20.960	72.9								
10	16:46:14.962	1:22.137	70.1								
11	16:47:36.469	1:21.507	74.8								
(111) Simon BAKER											
(56) Craig ATTARD											
1	16:34:12.971			1	16:34:01.547		54.7	5	16:39:53.801	1:22.397	77.9
2	16:35:40.328	1:27.357		2	16:35:26.386	1:24.839	68.0	6	16:41:16.012	1:22.211	71.2
3	16:37:03.193	1:22.865		3	16:36:48.590	1:22.204	67.9	7	16:42:38.517	1:22.505	72.9
4	16:38:27.421	1:24.228		4	16:38:10.222	1:21.632	66.4	8	16:44:02.283	1:23.766	70.3
5	16:39:48.992	1:21.571		5	16:39:38.949	1:28.727	69.5	9	16:45:27.262	1:24.979	74.2
6	16:41:09.517	1:20.525		6	16:40:58.831	1:19.882	69.6	10	16:46:49.685	1:22.423	74.3
7	16:42:31.248	1:21.731		7	16:42:18.852	1:20.021	69.9	11	16:48:12.255	1:22.570	77.6
8	16:43:53.722	1:22.474		8	16:43:38.327	1:19.475	69.4				
9	16:45:15.976	1:22.254		9	16:47:11.266	3:32.939	70.1				
10	16:46:36.464	1:20.488		10	16:48:32.135	1:20.869	68.2				
(55) Colin CALDER											
1	16:34:24.913		73.3								
2	16:35:50.911	1:25.998	76.1								
3	16:37:15.579	1:24.668	73.7								
4	16:38:39.417	1:23.838	77.0								
5	16:40:01.637	1:22.220	77.9								
6	16:41:22.839	1:21.202	76.9								
7	16:42:46.457	1:23.618	76.4								
8	16:44:09.634	1:23.177	78.2								
9	16:45:33.232	1:23.598	76.5								
10	16:46:54.552	1:21.320	78.8								
11	16:48:16.888	1:22.336	76.2								
(51) Ewan ANDERSON											
1	16:34:45.108		75.9								
2	16:36:10.909	1:25.801	70.9								
3	16:37:33.913	1:23.004	74.1								
4	16:38:56.698	1:22.785	75.7								
5	16:40:19.769	1:23.071	76.1								
6	16:41:42.499	1:22.730	75.8								
7	16:43:06.621	1:24.122	75.1								
8	16:44:29.737	1:23.116	75.8								
9	16:45:52.170	1:22.433	74.2								
(33) John NEWPORT											
1	16:34:06.392		57.0								
2	16:35:36.930	1:30.538	70.3								
3	16:37:07.364	1:30.434	68.9								
4	16:38:31.273	1:23.909	59.0								
5	16:39:55.733	1:24.460	70.5								
6	16:41:18.893	1:23.160	69.5								
7	16:42:43.651	1:24.758	61.5								
8	16:44:11.871	1:28.220	70.9								
9	16:45:37.923	1:26.052	67.8								
10	16:47:03.173	1:25.250	64.7								
11	16:48:31.394	1:28.221	63.8								
(21) Jimmy CROW											
1	16:34:32.402		66.9								
2	16:35:58.538	1:26.136	64.2								
3	16:37:23.054	1:24.516	63.7								
4	16:38:46.979	1:23.925	68.1								
5	16:40:12.225	1:25.246	69.5								
6	16:41:36.187	1:23.962	67.2								
7	16:43:00.465	1:24.278	69.0								
8	16:44:24.608	1:24.143	70.6								
(22) Allan MILLAR											
1	16:34:26.160		66.4								
2	16:35:52.211	1:26.051	64.8								
3	16:37:16.932	1:24.721	67.4								
(63) John KINMOND											
1	16:34:10.662		65.4								
2	16:35:36.391	1:25.729	69.8								
3	16:37:02.292	1:25.901	69.1								
4	16:38:27.926	1:25.634	70.5								
5	16:39:53.161	1:25.235	69.1								
6	16:41:18.088	1:24.927	69.0								
(22) Adam KINMOND											
1	16:34:23.089		66.3								
2	16:35:46.592	1:23.503	74.1								
3	16:37:08.791	1:22.199	74.8								
4	16:38:31.404	1:22.613	74.6								

Clerk of the Course **Orbits**

Sign : **Time :**
Chief Timekeeper : Ian Sharp (SMART Timing)
Results available at www.smart-timing.co.uk and www.speedhive.com



SMRC/ICCR Anglesey race meeting

Scottish Classics & WRDA Welsh Sports & Saloons

Anglesey Coastal 1.550 miles

Qualifying 10

03/08/2024 16:35

Practice (15:00 Time) started at 16:32:18

Lap	Time of Day	Lap Tm	SFSpd
7	16:42:45.133	1:27.045	67.1
8	16:44:11.306	1:26.173	61.5
9	16:45:37.465	1:26.159	66.0
10	16:47:04.231	1:26.766	69.6
11	16:48:29.828	1:25.597	69.0

(88) Andrew WILLIAMS

1	16:34:03.512		55.8
2	16:35:35.338	1:31.826	68.2
3	16:37:00.918	1:25.580	68.1
4	16:38:26.119	1:25.201	68.8
5	16:39:51.792	1:25.673	68.2
6	16:41:17.099	1:25.307	67.9
7	16:42:48.503	1:31.404	65.9
8	16:44:16.327	1:27.824	67.3
9	16:45:41.577	1:25.250	67.4
10	16:47:07.206	1:25.629	67.5
11	16:48:33.671	1:26.465	65.9

(65) Paul GREEN

1	16:34:48.762		59.3
2	16:36:15.902	1:27.140	64.9
3	16:37:41.705	1:25.803	62.0
4	16:39:08.732	1:27.027	64.5
5	16:40:35.073	1:26.341	63.4
6	16:42:03.147	1:28.074	63.5
7	16:43:30.159	1:27.012	63.2
8	16:44:56.679	1:26.520	61.9
9	16:46:23.326	1:26.647	62.0
10	16:47:49.205	1:25.879	61.5

(11) Iain MITCHELL

1	16:34:30.252		64.0
2	16:35:59.497	1:29.245	70.2
3	16:37:27.172	1:27.675	68.1
4	16:38:55.563	1:28.391	68.6
5	16:40:23.616	1:28.053	67.7
6	16:41:51.462	1:27.846	68.5
7	16:43:19.370	1:27.908	67.3
8	16:44:47.675	1:28.305	67.9
9	16:46:15.622	1:27.947	68.9
10	16:47:41.503	1:25.881	69.3

(5) Michael LONGSTAFFE

1	16:34:57.504		63.5
2	16:36:27.730	1:30.226	65.0
3	16:37:56.782	1:29.052	67.2
4	16:39:24.899	1:28.117	67.6
5	16:40:54.177	1:29.278	68.3
6	16:42:25.351	1:31.174	66.1
7	16:43:56.508	1:31.157	66.2
8	16:45:26.617	1:30.109	65.4
9	16:46:56.655	1:30.038	66.4
10	16:48:25.409	1:28.754	65.5

(23) Sonny GRAY

1	16:35:05.070		59.8
2	16:36:36.042	1:30.972	63.8
3	16:38:05.690	1:29.648	65.6
4	16:39:35.665	1:29.975	65.2
5	16:41:04.188	1:28.523	66.8
6	16:42:32.682	1:28.494	64.5
7	16:44:01.059	1:28.377	62.9
8	16:45:31.874	1:30.815	65.2
9	16:47:01.507	1:29.633	64.4
10	16:48:32.183	1:30.676	63.2

(71) Paul BOWERS

1	16:34:15.663		55.2
2	16:35:46.466	1:30.803	67.9
3	16:37:15.820	1:29.354	55.6
4	16:38:46.859	1:31.039	57.1
5	16:40:18.418	1:31.559	68.1

(66) Duncan O'NEILL

1	16:34:56.544		60.6
2	16:36:30.483	1:33.939	61.6
3	16:38:01.611	1:31.128	62.9
4	16:39:31.165	1:29.554	62.1
5	16:41:01.688	1:30.523	62.8
6	16:42:31.220	1:29.532	59.4
7	16:44:00.636	1:29.416	60.3
8	16:45:31.195	1:30.559	63.2
9	16:47:01.104	1:29.909	62.8
10	16:48:31.213	1:30.109	61.2

(40) Ian MORTON

1	16:34:36.557		60.8
2	16:36:10.858	1:34.301	61.2
3	16:37:43.544	1:32.686	62.4
4	16:39:15.012	1:31.468	60.7
5	16:40:44.491	1:29.479	63.4
6	16:42:16.452	1:31.961	60.7
7	16:43:47.357	1:30.905	62.3
8	16:45:18.843	1:31.486	62.2
9	16:46:49.617	1:30.774	60.4
10	16:48:20.600	1:30.983	63.1

(67) Richard COOPER

1	16:34:26.031		58.6
2	16:35:58.076	1:32.045	59.2
3	16:37:30.247	1:32.171	59.5
4	16:39:02.093	1:31.846	58.8
5	16:40:33.500	1:31.407	58.9
6	16:42:04.272	1:54.772	58.1
7	16:44:00.647	1:32.375	56.4
8	16:45:37.887	1:37.240	55.1
9	16:47:18.191	1:40.304	53.1
10	16:49:00.281	1:42.090	53.9

(50) Charles COLLEDGE

1	16:34:44.336		63.9
2	16:36:18.115	1:33.779	64.2
3	16:37:51.694	1:33.579	63.8

Clerk of the Course

Sig : Time :
Chief Timekeeper : Ian Sharp (SMART Timing)
Results available at www.smart-timing.co.uk and www.speedhive.com

Printed: 03/08/2024 16:52:40



Orbits



Bulletin No. _____

SMRC/ICCR Anglesey race meeting


Scottish Classics & WRDA Welsh Sports & Saloons

Anglesey Coastal 1.550 miles

Race 14 - 1st Race

04/08/2024 11:30

Race (15:00 Time)



POLE POSITION

	1	2
1	96 Wayne SPILLER 1:17.727	212 Gareth BLAINE 1:17.852
2	140 James HARVEY 1:18.380	78 Andrew GRAHAM 1:19.023
3	7 Keiron BAILLIE 1:19.320	111 Simon BAKER 1:19.475
4	56 Craig ATTARD 1:20.488	55 Colin CALDER 1:21.202
5	222 Joseph YATES 1:21.590	91 Craig HOUSTON 1:21.847
6	64 Adam KINMOND 1:22.199	551 John CARDOO 1:22.363
7	51 Ewan ANDERSON 1:22.433	33 John NEWPORT 1:23.160
8	21 Jimmy CROW 1:23.925	22 Allan MILLAR 1:24.721
9	63 John KINMOND 1:24.927	88 Andrew WILLIAMS 1:25.201
10	65 Paul GREEN 1:25.803	11 Iain MITCHELL 1:25.881

Clerk of the Course

Orbits

Sig : Time :
Chief Timekeeper : Ian Sharp (SMART Timing)
Results available at www.smart-timing.co.uk and www.speedhive.com





Bulletin No. _____

SMRC/ICCR Anglesey race meeting


Scottish Classics & WRDA Welsh Sports & Saloons

Anglesey Coastal 1.550 miles

Race 14 - 1st Race

04/08/2024 11:30

Race (15:00 Time)



11	21 5 Michael LONGSTAFFE 1:28.117
12	23 71 Paul BOWERS 1:29.354
13	25 40 Ian MORTON 1:29.479
14	27 50 Charles COLLEDGE 1:33.579

22 23 Sonny GRAY 1:28.377
24 66 Duncan O'NEILL 1:29.416
26 67 Richard COOPER 1:31.407

Clerk of the Course Orbits

Sig : Time :
Chief Timekeeper : Ian Sharp (SMART Timing)
Results available at www.smart-timing.co.uk and www.speedhive.com
Printed: 03/08/2024 16:51:02



SMRC/ICCR Anglesey race meeting
Sorted on Laps
Scottish Mini Cooper & Mini Cooper S Cup
Anglesey Coastal 1.550 miles
Race 9 - 2nd Race - AMENDED GRID
04/08/2024 09:00
Race (15:00 Time) started at 9:06:16

Pos	No.	Name	Make/Model	CC	Class	Laps	Total Tm	Diff	Best Tm	In Lap	2nd Best
1	21	Ross WILKINSON	Mini Cooper S	1600S	Gue	11	15:12.968		1:21.643	8	1:21.895
2	70	Oly MORTIMER	Mini Cooper	1600	SM	11	15:15.533	2.565	1:22.144	4	1:22.294
3	18	Daniel PATTERSON	Mini Cooper	1600	SM	11	15:15.878	2.910	1:22.260	7	1:22.339
4	22	Jason BALLANTYNE	Mini Cooper	1600	SM	11	15:24.604	11.636	1:22.913	9	1:22.960
5	25	Chad LITTLE	Mini Cooper	1600	SM	11	15:24.657	11.689	1:22.360	6	1:22.451
6	65	Jack IRVINE	Mini Cooper	1600	SM	11	15:27.479	14.511	1:22.896	6	1:23.140
7	91	Robbie DALGLEISH	Mini Cooper	1600	SM	11	15:28.883	15.915	1:23.342	6	1:23.349
8	12	Jacob HEAP	Mini Cooper	1600	SMN	11	15:29.530	16.562	1:23.166	3	1:23.183
9	33	Jamie KEATES	Mini Cooper	1600	Gue	11	15:30.439	17.471	1:22.719	4	1:22.786
10	27	Martin WIJETUNGA	Mini Cooper	1600	SMN	11	15:36.069	23.101	1:23.037	3	1:23.113
11	333	Ewan ROBERTSON	Mini Cooper	1600	SM	11	15:47.281	34.313	1:24.438	5	1:24.572
12	80	Ross FOSTER	Mini Cooper	1600	SMN	11	15:47.817	34.849	1:24.471	3	1:24.602
13	88	Barry HOLMES	Mini Cooper	1600	SM	11	15:51.786	38.818	1:23.543	10	1:23.778
14	5	Jonathan WILD	Mini Cooper	1600	SMN	11	16:04.136	51.168	1:25.559	3	1:25.926
15	16	William SMITH	Mini Cooper	1600	SM	11	16:07.052	54.084	1:24.522	6	1:24.748
Not classified											
DNF	7	Blair DRYBURGH	Mini Cooper	1600	SMN	7	9:59.067	DNF	1:24.031	4	1:24.037
DNF	52	Michael WILLIAMS	Mini Cooper	1600	SMN	5	7:28.196	DNF	1:23.729	3	1:24.375

Announcements

New Track Record (1:23.037) for SMRC Mini Cooper (N) by Martin WIJETUNGA.

New Track Record (1:22.144) for SMRC Mini Cooper by Oly MORTIMER.

Car No.16 - Racetime includes 5 second time penalty - Exceeding track limits

Margin of Victory	Avg. Speed	Best Lap Tm	Best Speed	Best Lap by
2.565	67.231	1:21.643	68.346	21 - Ross WILKINSON

Clerk of the Course
Orbits

Sig : Time :

Chief Timekeeper : Ian Sharp (SMART Timing)

 Results available at www.smart-timing.co.uk and www.speedhive.com

Printed: 04/08/2024 09:23:23


 motor
sport
UK

**RACE
WITH
RESPECT**

SMRC/ICCR Anglesey race meeting
Scottish Mini Cooper & Mini Cooper S Cup
Anglesey Coastal 1.550 miles
Race 9 - 2nd Race - AMENDED GRID
04/08/2024 09:00
Race (15:00 Time) started at 9:06:16

Lap	Time of Day	Lap Tm	SFSpd
(21) Ross WILKINSON			
1	9:07:45.212	1:27.873	70.8
2	9:09:08.557	1:23.345	68.8
3	9:10:30.919	1:22.362	70.6
4	9:11:53.176	1:22.257	71.2
5	9:13:15.071	1:21.895	71.2
6	9:14:37.315	1:22.244	70.9
7	9:15:59.245	1:21.930	70.8
8	9:17:20.888	1:21.643	70.9
9	9:18:43.715	1:22.827	70.3
10	9:20:07.046	1:23.331	71.3
11	9:21:29.443	1:22.397	70.7

Lap	Time of Day	Lap Tm	SFSpd
(70) Oly MORTIMER			
1	9:07:45.614	1:26.584	65.5
2	9:09:08.842	1:23.228	64.5
3	9:10:32.440	1:23.598	67.1
4	9:11:54.584	1:22.144	67.4
5	9:13:17.113	1:22.529	67.0
6	9:14:39.407	1:22.294	67.2
7	9:16:01.825	1:22.418	67.2
8	9:17:24.190	1:22.365	67.2
9	9:18:46.643	1:22.453	67.4
10	9:20:09.164	1:22.521	67.6
11	9:21:32.008	1:22.844	66.8

Lap	Time of Day	Lap Tm	SFSpd
(18) Daniel PATTERSON			
1	9:07:46.793	1:27.037	67.3
2	9:09:09.926	1:23.133	67.1
3	9:10:33.096	1:23.170	67.2
4	9:11:55.550	1:22.454	67.2
5	9:13:17.889	1:22.339	67.4
6	9:14:40.246	1:22.357	67.9
7	9:16:02.506	1:22.260	67.7
8	9:17:24.907	1:22.401	66.9
9	9:18:47.396	1:22.489	68.0
10	9:20:09.806	1:22.410	67.5
11	9:21:32.353	1:22.547	67.0

Lap	Time of Day	Lap Tm	SFSpd
(22) Jason BALLANTYNE			
1	9:07:47.594	1:26.699	67.4
2	9:09:10.585	1:22.991	67.2
3	9:10:33.767	1:23.182	67.4
4	9:11:57.092	1:23.325	67.3
5	9:13:20.401	1:23.309	67.3
6	9:14:43.847	1:23.446	67.6
7	9:16:07.483	1:23.636	67.7
8	9:17:31.032	1:23.549	67.9
9	9:18:53.945	1:22.913	66.9
10	9:20:16.905	1:22.960	67.8
11	9:21:41.079	1:24.174	61.0

Lap	Time of Day	Lap Tm	SFSpd
(25) Chad LITTLE			
1	9:07:46.493	1:27.277	67.2
2	9:09:09.429	1:22.936	68.3
3	9:10:37.775	1:28.346	66.1
4	9:12:00.226	1:22.451	67.3
5	9:13:22.709	1:22.483	68.1
6	9:14:45.069	1:22.360	66.8
7	9:16:08.122	1:23.053	67.9
8	9:17:30.635	1:22.513	66.6
9	9:18:53.521	1:22.886	68.0
10	9:20:16.559	1:23.038	67.8
11	9:21:41.132	1:24.573	62.0

Lap	Time of Day	Lap Tm	SFSpd
(65) Jack IRVINE			
1	9:07:47.841	1:27.012	66.7
2	9:09:11.145	1:23.304	67.2
3	9:10:35.221	1:24.076	66.1
4	9:11:58.728	1:23.507	67.7
5	9:13:21.868	1:23.140	67.4
6	9:14:44.764	1:22.896	67.3
7	9:16:08.353	1:23.589	67.0
8	9:17:32.384	1:24.031	66.6
9	9:18:57.079	1:24.695	66.9
10	9:20:20.541	1:23.462	67.0
11	9:21:43.954	1:23.413	66.6

Lap	Time of Day	Lap Tm	SFSpd
(91) Robbie DALGLEISH			
1	9:07:48.809	1:28.400	66.2
2	9:09:13.242	1:24.433	66.8
3	9:10:36.677	1:23.435	67.6
4	9:12:00.026	1:23.349	67.0
5	9:13:23.643	1:23.617	67.1
6	9:14:46.985	1:23.342	66.7
7	9:16:10.370	1:23.385	66.8
8	9:17:33.773	1:23.403	67.2
9	9:18:57.715	1:23.942	66.7
10	9:20:21.314	1:23.599	66.8
11	9:21:45.358	1:24.044	66.3

Lap	Time of Day	Lap Tm	SFSpd
(12) Jacob HEAP			
1	9:07:49.054	1:28.656	65.7
2	9:09:12.550	1:23.496	66.8
3	9:10:35.716	1:23.166	67.1
4	9:11:59.160	1:23.444	66.1
5	9:13:23.126	1:23.966	65.6
6	9:14:46.309	1:23.183	65.2
7	9:16:09.822	1:23.513	66.4
8	9:17:33.070	1:23.248	66.7
9	9:18:59.113	1:26.043	65.7
10	9:20:22.616	1:23.503	65.8
11	9:21:46.005	1:23.389	66.2

Lap	Time of Day	Lap Tm	SFSpd
(33) Jamie KEATES			
1	9:07:46.221	1:26.266	68.2
2	9:09:09.007	1:22.786	67.8
3	9:10:35.422	1:26.415	66.2
4	9:11:58.141	1:22.719	67.8
5	9:13:21.172	1:23.031	67.6
6	9:14:44.206	1:23.034	67.5
7	9:16:08.638	1:24.432	67.4
8	9:17:32.551	1:23.913	67.0
9	9:18:59.496	1:26.945	67.0
10	9:20:23.136	1:23.640	67.1
11	9:21:46.914	1:23.778	67.5

Lap	Time of Day	Lap Tm	SFSpd
(27) Martin WIJETUNGA			
1	9:07:51.880	1:29.258	66.6
2	9:09:16.597	1:24.717	67.7
3	9:10:39.634	1:23.037	67.1
4	9:12:03.414	1:23.780	67.2
5	9:13:26.527	1:23.113	67.9
6	9:14:50.640	1:24.113	64.8
7	9:16:15.089	1:24.469	67.0
8	9:17:38.999	1:23.910	65.3
9	9:19:03.617	1:24.618	67.1
10	9:20:27.866	1:24.249	64.3
11	9:21:52.544	1:24.678	67.0

Lap	Time of Day	Lap Tm	SFSpd
(333) Ewan ROBERTSON			
1	9:07:49.380	1:27.688	67.1

Lap	Time of Day	Lap Tm	SFSpd
1	9:07:53.371	1:30.693	66.9
2	9:09:17.943	1:24.572	65.8
3	9:10:42.773	1:24.830	67.3
4	9:12:07.846	1:25.073	65.9
5	9:13:32.284	1:24.438	64.7
6	9:14:56.936	1:24.652	65.5
7	9:16:22.300	1:25.364	65.7
8	9:17:48.335	1:26.035	63.4
9	9:19:13.926	1:25.591	65.3
10	9:20:38.692	1:24.766	64.7
11	9:22:03.756	1:25.064	65.7

Lap	Time of Day	Lap Tm	SFSpd
(80) Ross FOSTER			
1	9:07:51.336	1:28.948	66.9
2	9:09:16.132	1:24.796	67.8
3	9:10:40.603	1:24.471	65.9
4	9:12:06.190	1:25.587	62.6
5	9:13:31.740	1:25.550	66.8
6	9:14:57.693	1:25.953	66.4
7	9:16:22.886	1:25.193	65.9
8	9:17:47.686	1:24.800	64.7
9	9:19:14.556	1:26.870	66.2
10	9:20:39.690	1:25.134	64.3
11	9:22:04.292	1:24.602	64.7

Lap	Time of Day	Lap Tm	SFSpd
(88) Barry HOLMES			
1	9:08:03.888	1:42.520	66.2
2	9:09:31.435	1:27.547	66.6
3	9:10:56.515	1:25.080	67.3
4	9:12:20.578	1:24.063	67.5
5	9:13:44.442	1:23.864	67.6
6	9:15:08.783	1:24.341	67.6
7	9:16:32.743	1:23.960	67.2
8	9:17:57.037	1:24.294	67.1
9	9:19:20.815	1:23.778	67.2
10	9:20:44.358	1:23.543	67.8
11	9:22:08.261	1:23.903	67.8

Lap	Time of Day	Lap Tm	SFSpd
(5) Jonathan WILD			
1	9:07:55.617	1:32.347	64.7
2	9:09:21.543	1:25.926	64.7
3	9:10:47.102	1:25.559	65.3
4	9:12:13.477	1:26.375	65.6
5	9:13:39.459	1:25.982	63.4
6	9:15:06.103	1:26.644	63.2
7	9:16:33.805	1:27.702	62.9
8	9:18:00.413	1:26.608	64.5
9	9:19:27.863	1:27.450	64.6
10	9:20:54.048	1:26.185	63.8
11	9:22:20.611	1:26.563	64.0

Lap	Time of Day	Lap Tm	SFSpd
(16) William SMITH			
1	9:08:01.972	1:39.845	60.8
2	9:09:28.647	1:26.675	65.4
3	9:10:54.299	1:25.652	65.6
4	9:12:19.517	1:25.218	65.8
5	9:13:45.276	1:25.759	66.2
6	9:15:09.798	1:24.522	66.2
7	9:16:34.546	1:24.748	66.2
8	9:17:59.608	1:25.062	66.1
9	9:19:26.039	1:26.431	65.6
10	9:20:51.955	1:25.916	65.9
11	9:22:18.527	1:26.572	66.1

Lap	Time of Day	Lap Tm	SFSpd
(7) Blair DRYBURGH			
1	9		



Bulletin No. _____

SMRC/ICCR Anglesey race meeting

Scottish Mini Cooper & Mini Cooper S Cup

Anglesey Coastal 1.550 miles

Race 9 - 2nd Race - AMENDED GRID

04/08/2024 09:00

Race (15:00 Time) started at 9:06:16

Lap	Time of Day	Lap Tm	SFSpd	Lap	Time of Day	Lap Tm	SFSpd	Lap	Time of Day	Lap Tm	SFSpd
2	9:09:13.914	1:24.534	67.6								
3	9:10:37.951	1:24.037	66.4								
4	9:12:01.982	1:24.031	66.9								
5	9:13:26.020	1:24.038	66.6								
6	9:14:50.355	1:24.335	63.6								
7	9:16:15.542	1:25.187	67.0								

(52) Michael WILLIAMS

1	9:07:50.065	1:28.648	68.0
2	9:09:14.440	1:24.375	67.8
3	9:10:38.169	1:23.729	67.2
4	9:12:06.426	1:28.257	57.3
5	9:13:44.671	1:38.245	

Clerk of the Course

Orbits

Sig : Time :
 Chief Timekeeper : Ian Sharp (SMART Timing)
 Results available at www.smart-timing.co.uk and www.speedhive.com
 Printed: 04/08/2024 09:23:53





Bulletin No. _____

SMRC/ICCR Anglesey race meeting

Lapchart

Scottish Mini Cooper & Mini Cooper S Cup

Anglesey Coastal 1.550 miles

Race 9 - 2nd Race - AMENDED GRID

04/08/2024 09:00

Race (15:00 Time) started at 9:06:16

Competitors	Laps											
	0	1	2	3	4	5	6	7	8	9	10	11
Ross WILKINSON (21)	1	21	21	21	21	21	21	21	21	21	21	21
Oly MORTIMER (70)	2	70	70	70	70	70	70	70	70	70	70	70
Chad LITTLE (25)	3	25	33	33	18	18	18	18	18	18	18	18
Daniel PATTERSON (18)	4	18	25	25	22	22	22	22	22	25	25	22
Jamie KEATES (33)	5	33	18	18	65	33	33	33	25	22	22	25
Jacob HEAP (12)	6	12	22	22	33	65	65	65	65	65	65	65
Robbie DALGLEISH (91)	7	91	65	65	12	12	25	25	33	33	91	91
Jack IRVINE (65)	8	65	91	12	91	91	12	12	12	12	12	12
Jason BALLANTYNE (22)	9	22	12	91	25	25	91	91	91	91	33	33
Barry HOLMES (88)	10	88	7	7	7	7	7	7	27	27	27	27
Michael WILLIAMS (52)	11	52	52	52	52	27	27	27	7	80	333	333
Blair DRYBURGH (7)	12	7	80	80	27	80	80	333	333	333	80	80
William SMITH (16)	13	16	27	27	80	52	333	80	80	88	88	88
Ross FOSTER (80)	14	80	333	333	333	333	5	5	88	16	16	16
Martin WIJETUNGA (27)	15	27	5	5	5	5	88	88	5	5	5	5
Ewan ROBERTSON (333)	16	333	16	16	16	16	52	16	16			
Jonathan WILD (5)	17	5	88	88	88	88	16					

Clerk of the Course

Sig : Time :
Chief Timekeeper : Ian Sharp (SMART Timing)
Results available at www.smart-timing.co.uk and www.speedhive.com

Printed: 04/08/2024 09:24:04

Orbits





Bulletin No. _____

SMRC/ICCR Anglesey race meeting

Scottish Mini Cooper & Mini Cooper S Cup
Race 19 - 3rd Race
Race (15:00 Time)

Anglesey Coastal 1.550 miles
04/08/2024 14:35



Top 5 from Race 2 reversed

POLE POSITION

1	1 65 Jack IRVINE
2	3 22 Jason BALLANTYNE
3	5 70 Oly MORTIMER
4	7 12 Jacob HEAP
5	9 27 Martin WIJETUNGA
6	11 80 Ross FOSTER
7	13 5 Jonathan WILD
8	15 7 Blair DRYBURGH

2	25 Chad LITTLE
4	18 Daniel PATTERSON
6	91 Robbie DALGLEISH
8	33 Jamie KEATES
10	333 Ewan ROBERTSON
12	88 Barry HOLMES
14	16 William SMITH
16	52 Michael WILLIAMS

Clerk of the Course Orbits

Sig : Time :
Chief Timekeeper : Ian Sharp (SMART Timing)
Results available at www.smart-timing.co.uk and www.speedhive.com
Printed: 04/08/2024 10:11:32



SMRC/ICCR Anglesey race meeting
Sorted on Laps
Scottish C1 Cup
Anglesey Coastal 1.550 miles
Race 10 - 2nd Race
04/08/2024 09:30
Race (15:00 Time) started at 9:32:12

Pos	No.	Name	Make/Model	CC	Class	Laps	Total Tm	Diff	Best Tm	In Lap	2nd Best
1	99	Dan MARTIN	Citroen C1	1000	C1	10	15:37.465		1:32.745	7	1:32.928
2	27	James HITCHEN	Citroen C1	1000	C1	10	15:38.218	0.753	1:32.557	10	1:32.901
3	24	Ayden WILSON	Citroen C1	1000	C1	10	15:40.916	3.451	1:32.624	10	1:32.818
4	598	Daniel KELL	Citroen C1	1000	Gue	10	15:41.252	3.787	1:32.890	2	1:32.901
5	70	Andrew DAVIDSON	Citroen C1	1000	C1	10	15:44.831	7.366	1:33.256	8	1:33.554
6	51	Murray SCOTT	Citroen C1	1000	C1N	10	15:45.188	7.723	1:32.289	2	1:32.762
7	117	Marc NISBET	Citroen C1	1000	C1	10	15:45.598	8.133	1:33.635	7	1:33.638
8	19	Dale EDWARDS	Citroen C1	1000	C1N	10	15:50.943	13.478	1:33.648	10	1:34.030
9	54	Brayley SHORE	Citroen C1	1000	C1N	10	16:09.113	31.648	1:34.957	6	1:35.207

Not classified

DNF	77	James McCRACKEN	Citroen C1	1000	C1		2.750	DNF		0	
DNF	6	Kenneth DOCK	Citroen C1	1000	C1		3.939	DNF		0	

Margin of Victory	Avg. Speed	Best Lap Tm	Best Speed	Best Lap by
0.753	59.522	1:32.289	60.462	51 - Murray SCOTT

Clerk of the Course
Orbits

Sig : Time :
 Chief Timekeeper : Ian Sharp (SMART Timing)
 Results available at www.smart-timing.co.uk and www.speedhive.com





SMRC/ICCR Anglesey race meeting

Scottish C1 Cup

Anglesey Coastal 1.550 miles

Race 10 - 2nd Race

04/08/2024 09:30

Race (15:00 Time) started at 9:32:12

Lap	Time of Day	Lap Tm	SFSpd
(99) Dan MARTIN			
1	9:33:50.788	1:37.662	59.4
2	9:35:24.180	1:33.392	59.8
3	9:36:57.911	1:33.731	57.7
4	9:38:31.430	1:33.519	59.2
5	9:40:04.786	1:33.356	59.5
6	9:41:37.818	1:33.032	59.1
7	9:43:10.563	1:32.745	59.3
8	9:44:43.825	1:33.262	59.2
9	9:46:16.943	1:33.118	59.5
10	9:47:49.871	1:32.928	58.8

(27) James HITCHEN			
1	9:33:50.244	1:36.992	59.5
2	9:35:23.910	1:33.666	58.6
3	9:36:58.879	1:34.969	58.7
4	9:38:32.692	1:33.813	58.9
5	9:40:06.132	1:33.440	59.2
6	9:41:39.103	1:32.971	59.0
7	9:43:12.004	1:32.901	59.2
8	9:44:45.034	1:33.030	59.0
9	9:46:18.067	1:33.033	58.8
10	9:47:50.624	1:32.557	57.2

(24) Ayden WILSON			
1	9:33:51.751	1:37.300	57.7
2	9:35:24.994	1:33.243	57.9
3	9:36:59.540	1:34.546	58.7
4	9:38:33.813	1:34.273	58.1
5	9:40:07.145	1:33.332	59.0
6	9:41:40.623	1:33.478	58.2
7	9:43:13.441	1:32.818	59.1
8	9:44:46.639	1:33.198	58.6
9	9:46:20.698	1:34.059	58.7
10	9:47:53.322	1:32.624	58.0

(598) Daniel KELL			
1	9:33:51.564	1:37.927	56.8
2	9:35:24.454	1:32.890	59.1
3	9:36:59.224	1:34.770	58.3
4	9:38:33.195	1:33.971	58.2
5	9:40:06.591	1:33.396	58.9
6	9:41:39.492	1:32.901	58.7
7	9:43:12.555	1:33.063	58.5
8	9:44:45.586	1:33.031	59.0
9	9:46:20.387	1:34.801	58.6
10	9:47:53.658	1:33.271	57.7

(70) Andrew DAVIDSON			
1	9:33:52.400	1:37.211	58.9
2	9:35:26.400	1:34.000	59.2
3	9:37:00.611	1:34.211	58.6
4	9:38:34.757	1:34.146	58.9
5	9:40:08.311	1:33.554	59.0
6	9:41:41.983	1:33.672	58.8
7	9:43:15.609	1:33.626	59.4
8	9:44:48.865	1:33.256	59.7
9	9:46:22.636	1:33.771	58.6
10	9:47:57.237	1:34.601	57.5

(51) Murray SCOTT			
1	9:33:57.162	1:43.981	60.2
2	9:35:29.451	1:32.289	58.9
3	9:37:02.691	1:33.240	59.3
4	9:38:35.880	1:33.189	59.3

5	9:40:09.050	1:33.170	58.2
6	9:41:42.364	1:33.314	59.0
7	9:43:16.289	1:33.925	59.1
8	9:44:49.051	1:32.762	59.1
9	9:46:22.774	1:33.723	58.7
10	9:47:57.594	1:34.820	57.3

(117) Marc NISBET			
1	9:33:51.866	1:37.456	58.9
2	9:35:25.959	1:34.093	58.6
3	9:36:59.872	1:33.913	58.3
4	9:38:34.290	1:34.418	58.2
5	9:40:08.766	1:34.476	58.8
6	9:41:42.851	1:34.085	57.2
7	9:43:16.486	1:33.635	59.3
8	9:44:50.124	1:33.638	58.5
9	9:46:24.155	1:34.031	58.5
10	9:47:58.004	1:33.849	55.4

(19) Dale EDWARDS			
1	9:33:53.092	1:37.468	57.8
2	9:35:27.122	1:34.030	57.8
3	9:37:02.044	1:34.922	57.4
4	9:38:36.982	1:34.938	58.2
5	9:40:11.503	1:34.521	58.6
6	9:41:46.023	1:34.520	58.2
7	9:43:20.528	1:34.505	58.1
8	9:44:55.205	1:34.677	58.2
9	9:46:29.701	1:34.496	57.9
10	9:48:03.349	1:33.648	58.6

(54) Brayley SHORE			
1	9:33:56.017	1:40.058	57.4
2	9:35:31.804	1:35.787	58.1
3	9:37:07.731	1:35.927	58.1
4	9:38:43.191	1:35.460	58.5
5	9:40:18.586	1:35.395	58.6
6	9:41:53.543	1:34.957	58.5
7	9:43:28.750	1:35.207	58.5
8	9:45:05.193	1:36.443	52.7
9	9:46:43.327	1:38.134	54.7
10	9:48:21.519	1:38.192	54.3

Clerk of the Course

Sig : Time :
Chief Timekeeper : Ian Sharp (SMART Timing)
Results available at www.smart-timing.co.uk and www.speedhive.com

Printed: 04/08/2024 10:34:12

Orbits





Bulletin No. _____

SMRC/ICCR Anglesey race meeting

Lapchart

Scottish C1 Cup

Anglesey Coastal 1.550 miles

Race 10 - 2nd Race

04/08/2024 09:30

Race (15:00 Time) started at 9:32:12

Competitors	Laps											
	0	1	2	3	4	5	6	7	8	9	10	
Dan MARTIN (99)	1	99	27	27	99	99	99	99	99	99	99	99
Murray SCOTT (51)	2	51	99	99	27	27	27	27	27	27	27	27
James HITCHEN (27)	3	27	598	598	598	598	598	598	598	598	24	
Daniel KELL (598)	4	598	24	24	24	24	24	24	24	24	598	
Marc NISBET (117)	5	117	117	117	117	70	70	70	70	70	70	
Ayden WILSON (24)	6	24	70	70	70	70	117	51	51	51	51	
James McCracken (77)	7	77	19	19	19	51	51	117	117	117	117	
Andrew DAVIDSON (70)	8	70	54	51	51	19	19	19	19	19	19	
Dale EDWARDS (19)	9	19	51	54	54	54	54	54	54	54	54	
Brayley SHORE (54)	10	54										
Kenneth DOCK (6)	11	6										

Clerk of the Course

Orbits

Sig : Time :
 Chief Timekeeper : Ian Sharp (SMART Timing)
 Results available at www.smart-timing.co.uk and www.speedhive.com
 Printed: 04/08/2024 09:49:44





Bulletin No. _____

SMRC/ICCR Anglesey race meeting

<p>Scottish C1 Cup</p> <p>Race 20 - 3rd Race</p> <p>Race (15:00 Time)</p>	<p>Anglesey Coastal 1.550 miles</p> <p>04/08/2024 15:05</p>
---	---



Top 8 from Race 2 reversed

POLE POSITION

1	1	19 Dale EDWARDS
2	3	51 Murray SCOTT
3	5	598 Daniel KELL
4	7	27 James HITCHEN
5	9	54 Brayley SHORE
6	11	6 Kenneth DOCK

2	117 Marc NISBET
4	70 Andrew DAVIDSON
6	24 Ayden WILSON
8	99 Dan MARTIN
10	77 James McCRACKEN

Clerk of the Course Orbits

Sig : Time :

Chief Timekeeper : Ian Sharp (SMART Timing)

Results available at www.smart-timing.co.uk and www.speedhive.com

Printed: 04/08/2024 10:32:30



SMRC/ICCR Anglesey race meeting
Sorted on Laps

Alloy Repair Centre Fiesta ST & Scottish ST Cup

Anglesey Coastal 1.550 miles

Race 11 - 2nd Race

04/08/2024 10:00

Race (15:00 Time) started at 9:55:40

Pos	No.	Name	Make/Model	CC	Class	Laps	Total Tm	Diff	Best Tm	In Lap	2nd Best
1	147	Gerry HENDRY	Ford Fiesta ST	2000	ST	9	15:06.914		1:22.431	2	1:23.022
2	871	Jensen BELL	Ford Fiesta ST	2000	ST	9	15:07.218	0.304	1:22.318	2	1:22.805
3	21	Kieren PREEDY	Ford Fiesta ST	2000	ST	9	15:07.481	0.567	1:22.637	2	1:23.196
4	99	James DICKIE	Ford Fiesta ST	2000	STN	9	15:08.210	1.296	1:23.133	2	1:23.712
5	35	Andrew MACKIE	Ford Fiesta ST	2000	ST	9	15:08.765	1.851	1:23.088	2	1:23.987
6	5	Lorn MURRAY	Ford Fiesta ST	2000	STC	9	15:09.850	2.936	1:23.497	9	1:23.620
7	83	Sophie KINGHORN	Ford Fiesta ST	2000	STCN	9	15:10.570	3.656	1:23.658	9	1:24.086
8	58	Kenneth LEES	Ford Fiesta ST	2000	STCN	9	15:13.332	6.418	1:24.507	4	1:24.989
9	30	Michael GORDON	Ford Fiesta ST	2000	STN	9	15:13.926	7.012	1:24.741	3	1:24.885
10	1	Michael CULLEN	Ford Fiesta ST	2000	IST	9	15:15.049	8.135	1:23.941	3	1:24.226
11	60	Brendan FITZGERALD	Ford Fiesta ST	2000	IST	9	15:15.566	8.652	1:24.322	2	1:24.535
12	3	Stewart SCOTT	Ford Fiesta ST	2000	ST	9	15:16.361	9.447	1:24.649	2	1:25.267
13	121	Trevor FARRAR	Ford Fiesta ST	2000	IST	9	15:16.695	9.781	1:24.456	2	1:24.541
14	199	Darragh McMULLEN	Ford Fiesta ST	2000	IST	9	15:17.074	10.160	1:23.773	3	1:24.804
15	4	Victor CULLEN	Ford Fiesta ST	2000	IST	9	15:17.427	10.513	1:23.658	3	1:24.306
16	132	Roy WHITE	Ford Fiesta ST	2000	IST	9	15:17.595	10.681	1:23.868	2	1:24.765
17	14	Gordon KELLETT	Ford Fiesta ST	2000	IST	9	15:17.833	10.919	1:23.893	3	1:24.500
18	88	Marcus HAYES	Ford Fiesta ST	2000	IST	9	15:18.311	11.397	1:24.577	9	1:24.972
19	32	Daniel FORBES	Ford Fiesta ST	2000	STN	9	15:24.606	17.692	1:27.962	3	1:28.687

Not classified

DNF	61	Peter CRUICKSHANK	Ford Fiesta ST	2000	ST	8	13:55.197	DNF	1:24.733	2	1:25.869
DNF	44	Ross BARNES	Ford Fiesta ST	2000	IST	3	4:29.829	DNF	1:24.268	3	1:24.598

Announcements

New Track Record (1:22.431) for SMRC Ford Fiesta ST by Gerry HENDRY.

Margin of Victory	Avg. Speed	Best Lap Tm	Best Speed	Best Lap by
0.304	55.375	1:22.318	67.786	871 - Jensen BELL

Clerk of the Course
Orbits

Sig : Time :
 Chief Timekeeper : Ian Sharp (SMART Timing)
 Results available at www.smart-timing.co.uk and www.speedhive.com



SMRC/ICCR Anglesey race meeting
Alloy Repair Centre Fiesta ST & Scottish ST Cup
Anglesey Coastal 1.550 miles
Race 11 - 2nd Race
04/08/2024 10:00
Race (15:00 Time) started at 9:55:40

Lap	Time of Day	Lap Tm	SFSpd
(147) Gerry HENDRY			
1	9:57:07.336	1:25.795	70.3
2	9:58:29.767	1:22.431	69.0
3	9:59:52.810	1:23.043	68.3
4	10:01:15.832	1:23.022	68.5
5	10:02:39.986	1:24.154	61.1
6	10:05:10.161	2:30.175	38.6
7	10:07:27.156	2:16.995	45.5
8	10:09:23.987	1:56.831	68.0
9	10:10:47.536	1:23.549	67.9

Lap	Time of Day	Lap Tm	SFSpd
(83) Sophie KINGHORN			
1	9:57:10.694	1:27.105	69.4
2	9:58:34.889	1:24.195	68.2
3	9:59:59.025	1:24.136	68.3
4	10:01:23.111	1:24.086	68.7
5	10:02:49.868	1:26.757	57.5
6	10:05:16.131	2:26.263	39.5
7	10:07:32.564	2:16.433	53.8
8	10:09:27.534	1:54.970	67.1
9	10:10:51.192	1:23.658	68.5

Lap	Time of Day	Lap Tm	SFSpd
(121) Trevor FARRAR			
1	9:57:22.153	1:24.783	69.3
2	9:58:46.609	1:24.456	68.1
3	10:00:11.854	1:25.245	67.2
4	10:01:36.395	1:24.541	67.0
5	10:03:02.099	1:25.704	62.5
6	10:05:20.741	2:18.642	48.3
7	10:07:37.816	2:17.075	57.5
8	10:09:31.687	1:53.871	67.4
9	10:10:57.317	1:25.630	65.9

Lap	Time of Day	Lap Tm	SFSpd
(871) Jensen BELL			
1	9:57:08.062	1:25.870	68.8
2	9:58:30.380	1:22.318	69.2
3	9:59:53.185	1:22.805	68.5
4	10:01:16.271	1:23.086	67.9
5	10:02:40.621	1:24.350	65.0
6	10:05:10.676	2:30.055	38.5
7	10:07:27.483	2:16.807	45.7
8	10:09:24.350	1:56.867	67.5
9	10:10:47.840	1:23.490	66.6

Lap	Time of Day	Lap Tm	SFSpd
(58) Kenneth LEES			
1	9:57:13.089	1:28.523	66.8
2	9:58:38.078	1:24.989	66.2
3	10:00:03.128	1:25.050	66.8
4	10:01:27.635	1:24.507	67.4
5	10:02:52.968	1:25.333	60.5
6	10:05:17.143	2:24.175	40.3
7	10:07:33.555	2:16.412	50.6
8	10:09:28.449	1:54.894	67.6
9	10:10:53.954	1:25.505	67.9

Lap	Time of Day	Lap Tm	SFSpd
(199) Darragh McMULLEN			
1	9:57:24.184	1:25.227	66.0
2	9:58:49.264	1:25.080	66.1
3	10:00:13.037	1:23.773	66.3
4	10:01:37.841	1:24.804	67.0
5	10:03:02.923	1:25.082	64.5
6	10:05:22.390	2:19.467	47.1
7	10:07:39.695	2:17.305	62.5
8	10:09:32.783	1:53.088	68.1
9	10:10:57.696	1:24.913	64.5

Lap	Time of Day	Lap Tm	SFSpd
(21) Kieren PREEDY			
1	9:57:08.484	1:27.487	69.5
2	9:58:31.121	1:22.637	69.3
3	9:59:54.317	1:23.196	69.3
4	10:01:17.600	1:23.283	68.0
5	10:02:42.404	1:24.804	62.8
6	10:05:11.138	2:28.734	37.4
7	10:07:27.898	2:16.760	46.2
8	10:09:24.696	1:56.798	67.0
9	10:10:48.103	1:23.407	67.1

Lap	Time of Day	Lap Tm	SFSpd
(30) Michael GORDON			
1	9:57:13.472	1:28.371	63.7
2	9:58:38.723	1:25.251	65.3
3	10:00:03.464	1:24.741	67.0
4	10:01:28.349	1:24.885	67.0
5	10:02:55.567	1:27.218	58.1
6	10:05:17.770	2:22.203	41.1
7	10:07:34.436	2:16.666	50.6
8	10:09:29.198	1:54.762	67.0
9	10:10:54.548	1:25.350	66.8

Lap	Time of Day	Lap Tm	SFSpd
(4) Victor CULLEN			
1	9:57:24.410	1:26.555	65.0
2	9:58:48.847	1:24.437	68.4
3	10:00:12.505	1:23.658	68.8
4	10:01:36.811	1:24.306	69.3
5	10:03:02.180	1:25.369	62.5
6	10:05:21.260	2:19.080	48.0
7	10:07:38.491	2:17.231	65.8
8	10:09:32.014	1:53.523	67.2
9	10:10:58.049	1:26.035	62.5

Lap	Time of Day	Lap Tm	SFSpd
(99) James DICKIE			
1	9:57:09.064	1:26.791	68.1
2	9:58:32.197	1:23.133	68.8
3	9:59:56.739	1:24.542	63.6
4	10:01:20.496	1:23.757	67.0
5	10:02:46.043	1:25.547	63.3
6	10:05:12.108	2:26.065	38.5
7	10:07:28.740	2:16.632	50.9
8	10:09:25.120	1:56.380	67.9
9	10:10:48.832	1:23.712	67.0

Lap	Time of Day	Lap Tm	SFSpd
(1) Michael CULLEN			
1	9:57:22.539	1:24.706	68.5
2	9:58:46.765	1:24.226	68.9
3	10:00:10.706	1:23.941	68.3
4	10:01:35.079	1:24.373	68.3
5	10:03:00.672	1:25.593	65.5
6	10:05:19.985	2:19.313	46.5
7	10:07:37.009	2:17.024	57.9
8	10:09:31.202	1:54.193	67.5
9	10:10:55.671	1:24.469	68.2

Lap	Time of Day	Lap Tm	SFSpd
(132) Roy WHITE			
1	9:57:23.603	1:26.067	68.4
2	9:58:47.471	1:23.868	68.1
3	10:00:12.236	1:24.765	68.1
4	10:01:37.445	1:25.209	69.4
5	10:03:02.464	1:25.019	65.9
6	10:05:21.984	2:19.520	47.2
7	10:07:39.346	2:17.362	63.7
8	10:09:32.630	1:53.284	67.2
9	10:10:58.217	1:25.587	64.8

Lap	Time of Day	Lap Tm	SFSpd
(35) Andrew MACKIE			
1	9:57:09.456	1:26.293	67.4
2	9:58:32.544	1:23.088	67.1
3	9:59:56.630	1:24.086	65.7
4	10:01:20.923	1:24.293	66.6
5	10:02:47.098	1:26.175	63.4
6	10:05:12.551	2:25.453	39.8
7	10:07:29.406	2:16.855	54.0
8	10:09:25.400	1:55.994	67.3
9	10:10:49.387	1:23.987	66.5

Lap	Time of Day	Lap Tm	SFSpd
(60) Brendan FITZGERALD			
1	9:57:21.270	1:25.179	67.1
2	9:58:45.592	1:24.322	68.2
3	10:00:10.127	1:24.535	68.1
4	10:01:34.741	1:24.614	66.9
5	10:03:00.285	1:25.544	62.8
6	10:05:18.976	2:18.691	41.2
7	10:07:35.863	2:16.887	57.4
8	10:09:30.638	1:54.775	67.3
9	10:10:56.188	1:25.550	66.8

Lap	Time of Day	Lap Tm	SFSpd
(14) Gordon KELLETT			
1	9:57:25.485	1:26.873	68.2
2	9:58:50.412	1:24.927	68.1
3	10:00:14.305	1:23.893	67.0
4	10:01:38.805	1:24.500	66.7
5	10:03:03.313	1:24.508	67.0
6	10:05:23.368	2:20.055	49.7
7	10:07:40.429	2:17.061	67.2
8	10:09:33.918	1:53.489	67.3
9	10:10:58.455	1:24.537	66.5

Lap	Time of Day	Lap Tm	SFSpd
(5) Lorn MURRAY			
1	9:57:09.869	1:26.804	68.0
2	9:58:33.925	1:24.056	67.7
3	9:59:57.545	1:23.620	67.9
4	10:01:21.763	1:24.218	68.1
5	10:02:49.244	1:27.481	59.6
6	10:05:15.575	2:26.331	41.2
7	10:07:31.968	2:16.393	52.8
8	10:09:26.975	1:55.007	69.0
9	10:10:50.472	1:23.497	67.8

Lap	Time of Day	Lap Tm	SFSpd
(3) Stewart SCOTT			
1	9:57:11.907	1:27.559	67.7
2	9:58:36.556	1:24.649	67.7
3	10:00:01.953	1:25.397	67.2
4	10:01:27.220	1:25.267	66.6
5	10:02:58.544	1:31.324	58.4
6	10:05:18.337	2:19.793	42.2
7	10:07:35.375	2:17.038	58.0
8	10:09:29.803	1:54.428	67.6
9	10:10:56.983	1:27.180	66.2

Lap	Time of Day	Lap Tm	SFSpd
(88) Marcus HAYES			
1	9:57:24.879	1:26.472	67.6
2	9:58:49.887	1:25.008	68.3
3	10:00:14.859	1:24.972	66.1
4	10:01:40.727	1:25.868	67.2
5	10:03:06.506	1:25.779	68.2
6	10:05:23.930	2:17.424	53.6
7	10:07:40.816	2:16.886	67.2
8	10:09:34.356	1:53.540	68.1
9	10:10:58.933	1:24.577	66.6

Clerk of the Course
Orbits
Sig : _____ **Time :** _____
Chief Timekeeper : Ian Sharp (SMART Timing)
Results available at www.smart-timing.co.uk and www.speedhive.com

RACE WITH RESPECT



Bulletin No. _____

SMRC/ICCR Anglesey race meeting

Alloy Repair Centre Fiesta ST & Scottish ST Cup

Anglesey Coastal 1.550 miles

Race 11 - 2nd Race

04/08/2024 10:00

Race (15:00 Time) started at 9:55:40

Lap	Time of Day	Lap Tm	SFSpd	Lap	Time of Day	Lap Tm	SFSpd	Lap	Time of Day	Lap Tm	SFSpd
(32) Daniel FORBES											
1	9:57:20.788	1:35.168	65.2								
2	9:58:53.118	1:32.330	65.0								
3	10:00:21.080	1:27.962	63.1								
4	10:01:49.963	1:28.883	63.9								
5	10:03:19.024	1:29.061	64.3								
6	10:05:25.452	2:06.428	56.3								
7	10:07:42.672	2:17.220	66.2								
8	10:09:36.541	1:53.869	63.6								
9	10:11:05.228	1:28.687	63.2								
(61) Peter CRUICKSHANK											
1	9:57:30.534	1:45.200	66.9								
2	9:58:55.267	1:24.733	66.0								
3	10:00:21.468	1:26.201	64.2								
4	10:01:47.337	1:25.869	67.6								
5	10:03:13.279	1:25.942	61.6								
6	10:05:24.664	2:11.385	52.7								
7	10:07:41.884	2:17.220	65.3								
8	10:09:35.819	1:53.935	62.7								
(44) Ross BARNES											
1	9:57:21.585	1:24.845	69.2								
2	9:58:46.183	1:24.598	69.1								
3	10:00:10.451	1:24.268	68.1								

Clerk of the Course

Orbits

Sig : Time :
 Chief Timekeeper : Ian Sharp (SMART Timing)
 Results available at www.smart-timing.co.uk and www.speedhive.com





Bulletin No. _____

SMRC/ICCR Anglesey race meeting

Lapchart

Alloy Repair Centre Fiesta ST & Scottish ST Cup

Anglesey Coastal 1.550 miles

Race 11 - 2nd Race

04/08/2024 10:00

Race (15:00 Time) started at 9:55:40

Competitors	Laps										
	0	1	2	3	4	5	6	7	8	9	
Kieren PREEDY (21)	1	21	147	147	147	147	147	147	147	147	147
Gerry HENDRY (147)	2	147	871	871	871	871	871	871	871	871	871
Jensen BELL (871)	3	871	21	21	21	21	21	21	21	21	21
James DICKIE (99)	4	99	99	99	35	99	99	99	99	99	99
Lorn MURRAY (5)	5	5	35	35	99	35	35	35	35	35	35
Andrew MACKIE (35)	6	35	5	5	5	5	5	5	5	5	5
Sophie KINGHORN (83)	7	83	83	83	83	83	83	83	83	83	83
Stewart SCOTT (3)	8	3	3	3	3	3	58	58	58	58	58
Kenneth LEES (58)	9	58	58	58	58	58	30	30	30	30	30
Michael GORDON (30)	10	30	30	30	30	30	3	3	3	3	1
Peter CRUICKSHANK (61)	11	61	32	60	60	60	60	60	60	60	60
Daniel FORBES (32)	12	32	60	44	44	1	1	1	1	1	3
Brendan FITZGERALD (60)	13	60	44	121	1	121	121	121	121	121	121
Ross BARNES (44)	14	44	121	1	121	4	4	4	4	4	199
Trevor FARRAR (121)	15	121	1	132	132	132	132	132	132	132	4
Roy WHITE (132)	16	132	132	4	4	199	199	199	199	199	132
Michael CULLEN (1)	17	1	199	199	199	14	14	14	14	14	14
Victor CULLEN (4)	18	4	4	88	14	88	88	88	88	88	88
Marcus HAYES (88)	19	88	88	14	88	61	61	61	61	61	32
Gordon KELLETT (14)	20	14	14	32	32	32	32	32	32	32	32
Darragh McMULLEN (199)	21	199	61	61	61						

Clerk of the Course

Sig : _____ **Time :** _____
Chief Timekeeper : Ian Sharp (SMART Timing)
Results available at www.smart-timing.co.uk and www.speedhive.com
Printed: 04/08/2024 10:14:42

Orbits





Bulletin No. _____

SMRC/ICCR Anglesey race meeting


Alloy Repair Centre Fiesta ST & Scottish ST Cup

Anglesey Coastal 1.550 miles

Race 21 - 3rd Race

04/08/2024 15:35

Race (15:00 Time)



POLE POSITION

1	1 147 Gerry HENDRY
2	3 35 Andrew MACKIE
3	5 32 Daniel FORBES

2	2 871 Jensen BELL
4	4 30 Michael GORDON

Clerk of the Course

Sig : Time :
Chief Timekeeper : Ian Sharp (SMART Timing)
Results available at www.smart-timing.co.uk and www.speedhive.com
Printed: 04/08/2024 11:25:39

Orbits



SMRC/ICCR Anglesey race meeting
Sorted on Laps
SEAT Supercup Ireland & Precision Graphics ITCC
Anglesey Coastal 1.550 miles
Race 12 - 2nd Race - AMENDED GRID
04/08/2024 10:30
Race (15:00 Time) started at 10:22:03

Pos	No.	Name	Make/Model	CC	Class	Laps	Total Tm	Diff	Best Tm	In Lap	2nd Best
1	8	Rod McGOVERN	Seat Leon Supercopa	2000	IS	12	15:07.134		1:14.214	7	1:14.433
2	55	Eddie PETERSON	Seat Leon Supercopa	2000	IS	12	15:07.820	0.686	1:13.854	7	1:14.258
3	28	Max TURLEY	Seat Leon Supercopa	2000	IS	12	15:14.843	7.709	1:14.882	3	1:15.046
4	6	Dave MAGUIRE	Seat Leon Supercopa	2000	IS	12	15:15.558	8.424	1:14.810	3	1:15.430
5	10	David MAGUIRE	Seat Leon Supercopa	2000	IS	12	15:15.998	8.864	1:14.841	3	1:14.981
6	12	Cian WALSH	Honda Civic Type 3 EP3	2400	ITA	12	15:21.698	14.564	1:14.277	5	1:14.550
7	7	Gary CORCORAN	Seat Leon Supercopa	2000	IS	12	15:23.491	16.357	1:14.865	3	1:15.592
8	149	Ian STRYKER	Honda Integra DC2	2000	ITB	12	15:57.132	49.998	1:16.726	3	1:16.829
9	77	Stuart CURRAN	Honda Integra	2400	ITA	12	16:10.468	1:03.334	1:17.972	7	1:18.072
10	433	Ryan STRYKER	Honda Civic	2000	ITB	11	15:49.744	1 Lap	1:22.557	6	1:22.933
11	11	Stephen WRIGHT	Seat Leon Supercopa	2000	IS	10	15:35.513	2 Laps	1:14.572	3	1:15.629
12	3	Owain DROUGHT	VW Golf	2000	ITA	9	15:21.191	3 Laps	1:32.917	7	1:33.082
Not classified (80% = 9 Laps)											
DNF	142	Paul PARR	Seat Leon Supercopa	2000	IS	7	8:47.269	DNF	1:14.030	5	1:14.164

Margin of Victory	Avg. Speed	Best Lap Tm	Best Speed	Best Lap by
0.686	73.815	1:13.854	75.554	55 - Eddie PETERSON

Clerk of the Course
Orbits

Sig : Time :
 Chief Timekeeper : Ian Sharp (SMART Timing)
 Results available at www.smart-timing.co.uk and www.speedhive.com


**motor
sport
UK**
**RACE
WITH
RESPECT**



SMRC/ICCR Anglesey race meeting

SEAT Supercup Ireland & Precision Graphics ITCC

Anglesey Coastal 1.550 miles

Race 12 - 2nd Race - AMENDED GRID

04/08/2024 10:30

Race (15:00 Time) started at 10:22:03

Lap	Time of Day	Lap Tm	SFSpd
(8) Rod McGOVERN			
1	10:23:25.568	1:20.050	79.3
2	10:24:40.963	1:15.395	78.5
3	10:25:55.669	1:14.706	78.9
4	10:27:11.308	1:15.639	79.0
5	10:28:26.394	1:15.086	78.1
6	10:29:41.436	1:15.042	78.1
7	10:30:55.650	1:14.214	78.7
8	10:32:11.523	1:15.873	78.9
9	10:33:26.413	1:14.890	81.6
10	10:34:40.846	1:14.433	79.5
11	10:35:55.737	1:14.891	79.8
12	10:37:10.541	1:14.804	78.5

Lap	Time of Day	Lap Tm	SFSpd
(55) Eddie PETERSON			
1	10:23:26.514	1:20.306	80.5
2	10:24:42.516	1:16.002	79.9
3	10:25:57.077	1:14.561	81.9
4	10:27:12.314	1:15.237	81.2
5	10:28:27.350	1:15.036	81.7
6	10:29:42.990	1:15.640	79.7
7	10:30:56.844	1:13.854	82.2
8	10:32:11.916	1:15.072	80.4
9	10:33:26.963	1:15.047	81.0
10	10:34:41.221	1:14.258	81.7
11	10:35:56.186	1:14.965	81.8
12	10:37:11.227	1:15.041	78.0

Lap	Time of Day	Lap Tm	SFSpd
(28) Max TURLEY			
1	10:23:26.889	1:20.348	80.6
2	10:24:43.124	1:16.235	80.9
3	10:25:58.006	1:14.882	81.9
4	10:27:13.171	1:15.165	80.6
5	10:28:30.195	1:17.024	76.3
6	10:29:46.068	1:15.873	79.5
7	10:31:01.435	1:15.367	81.3
8	10:32:16.553	1:15.118	80.5
9	10:33:31.599	1:15.046	80.7
10	10:34:46.785	1:15.186	81.5
11	10:36:02.045	1:15.260	80.4
12	10:37:18.250	1:16.205	80.4

Lap	Time of Day	Lap Tm	SFSpd
(6) Dave MAGUIRE			
1	10:23:24.630	1:20.053	79.0
2	10:24:40.286	1:15.656	78.4
3	10:25:55.096	1:14.810	77.5
4	10:27:10.683	1:15.587	79.9
5	10:28:27.120	1:16.437	80.3
6	10:29:43.794	1:16.674	76.2
7	10:30:59.443	1:15.649	79.0
8	10:32:14.873	1:15.430	79.4
9	10:33:30.921	1:16.048	79.8
10	10:34:46.402	1:15.481	80.7
11	10:36:02.785	1:16.383	79.0
12	10:37:18.965	1:16.180	78.5

Lap	Time of Day	Lap Tm	SFSpd
(10) David MAGUIRE			
1	10:24:44.237	1:15.099	80.9
2	10:25:59.245	1:15.008	80.4
3	10:27:14.086	1:14.841	80.1
4	10:28:30.388	1:16.302	78.1
5	10:29:46.698	1:16.310	79.6
6	10:31:01.776	1:15.078	79.9
7	10:32:17.001	1:15.225	78.9
8	10:33:31.982	1:14.981	79.6

Lap	Time of Day	Lap Tm	SFSpd
9	10:34:47.382	1:15.400	80.6
10	10:36:03.209	1:15.827	81.4
11	10:37:19.405	1:16.196	79.0
(12) Cian WALSH			
1	10:23:37.193	1:18.594	81.8
2	10:24:52.309	1:15.116	
3	10:26:07.038	1:14.729	81.8
4	10:27:22.580	1:15.542	83.1
5	10:28:36.857	1:14.277	83.3
6	10:29:51.701	1:14.844	83.1
7	10:31:07.618	1:15.917	81.0
8	10:32:23.361	1:15.743	81.7
9	10:33:37.911	1:14.550	82.5
10	10:34:53.119	1:15.208	82.0
11	10:36:09.460	1:16.341	82.1
12	10:37:25.105	1:15.645	81.3

Lap	Time of Day	Lap Tm	SFSpd
(7) Gary CORCORAN			
1	10:23:26.123	1:21.283	
2	10:24:41.715	1:15.592	77.0
3	10:25:56.580	1:14.865	79.0
4	10:27:12.809	1:16.229	78.6
5	10:28:30.399	1:17.590	75.1
6	10:29:47.529	1:17.130	77.8
7	10:31:03.609	1:16.080	78.2
8	10:32:20.038	1:16.429	79.0
9	10:33:36.056	1:16.018	79.4
10	10:34:52.776	1:16.720	77.6
11	10:36:09.072	1:16.296	75.5
12	10:37:26.898	1:17.826	77.9

Lap	Time of Day	Lap Tm	SFSpd
(149) Ian STRYKER			
1	10:23:42.645	1:24.147	75.6
2	10:25:01.533	1:18.888	
3	10:26:18.259	1:16.726	77.9
4	10:27:35.088	1:16.829	79.4
5	10:28:53.455	1:18.367	77.1
6	10:30:11.957	1:18.502	75.4
7	10:31:29.575	1:17.618	77.3
8	10:32:47.873	1:18.298	77.2
9	10:34:05.901	1:18.028	75.6
10	10:35:24.179	1:18.278	
11	10:36:41.170	1:16.991	78.1
12	10:38:00.539	1:19.369	75.4

Lap	Time of Day	Lap Tm	SFSpd
(77) Stuart CURRAN			
1	10:23:38.409	1:20.322	78.1
2	10:24:57.340	1:18.931	73.8
3	10:26:15.777	1:18.437	73.3
4	10:27:34.084	1:18.307	81.6
5	10:28:53.174	1:19.090	77.9
6	10:30:11.246	1:18.072	81.2
7	10:31:29.218	1:17.972	73.6
8	10:32:50.414	1:21.196	74.5
9	10:34:09.674	1:19.260	77.8
10	10:35:30.612	1:20.938	73.5
11	10:36:50.191	1:19.579	78.8
12	10:38:13.875	1:23.684	59.7

Lap	Time of Day	Lap Tm	SFSpd
(433) Ryan STRYKER			
1	10:23:42.397	1:24.925	71.8
2	10:25:07.958	1:25.561	74.1
3	10:26:31.645	1:23.687	73.5
4	10:27:55.816	1:24.171	72.2
5	10:29:18.749	1:22.933	73.3

Lap	Time of Day	Lap Tm	SFSpd
6	10:30:41.306	1:22.557	73.9
7	10:32:04.769	1:23.463	73.9
8	10:33:35.777	1:31.008	69.6
9	10:35:02.459	1:26.682	72.4
10	10:36:27.430	1:24.971	73.6
11	10:37:53.151	1:25.721	73.4
(11) Stephen WRIGHT			
1	10:23:25.137	1:19.562	81.4
2	10:24:40.766	1:15.629	78.1
3	10:25:55.338	1:14.572	80.2
4	10:27:11.098	1:15.760	77.4
5	10:28:27.787	1:16.689	81.7
6	10:29:43.940	1:16.153	77.6
7	10:31:02.396	1:40.456	
8	10:34:40.187	3:15.791	43.2
9	10:36:11.721	1:31.534	75.8
10	10:37:38.920	1:27.199	65.5

Lap	Time of Day	Lap Tm	SFSpd
(3) Owain DROUGHT			
1	10:24:08.989	1:49.681	54.3
2	10:25:51.885	1:42.896	55.9
3	10:27:41.042	1:49.157	67.6
4	10:29:14.124	1:33.082	64.7
5	10:30:48.286	1:34.162	64.2
6	10:32:33.465	1:45.179	64.9
7	10:34:06.382	1:32.917	62.0
8	10:35:43.178	1:36.796	63.1
9	10:37:24.598	1:41.420	61.0

Lap	Time of Day	Lap Tm	SFSpd
(142) Paul PARR			
1	10:23:23.458	1:19.167	79.0
2	10:24:38.459	1:15.001	77.0
3	10:25:52.764	1:14.305	81.1
4	10:27:07.164	1:14.400	80.7
5	10:28:21.194	1:14.030	81.9
6	10:29:35.358	1:14.164	80.2
7	10:30:50.676	1:15.318	71.7

Clerk of the Course Orbits

Sig : Time :
Chief Timekeeper : Ian Sharp (SMART Timing)
Results available at www.smart-timing.co.uk and www.speedhive.com
Printed: 04/08/2024 10:39:13





Bulletin No. _____

SMRC/ICCR Anglesey race meeting

Lapchart

SEAT Supercup Ireland & Precision Graphics ITCC

Anglesey Coastal 1.550 miles

Race 12 - 2nd Race - AMENDED GRID

04/08/2024 10:30

Race (15:00 Time) started at 10:22:03

Competitors	Laps													
	0	1	2	3	4	5	6	7	8	9	10	11	12	
Paul PARR (142)	1	142	142	142	142	142	142	142	8	8	8	8	8	
Dave MAGUIRE (6)	2	6	6	6	6	8	8	8	55	55	55	55	55	
Gary CORCORAN (7)	3	7	11	11	11	11	6	55	55	6	6	6	28	28
Rod McGOVERN (8)	4	8	8	8	8	8	55	6	6	28	28	28	6	6
Stephen WRIGHT (11)	5	11	7	7	7	55	11	11	28	7	7	7	7	12
Eddie PETERSON (55)	6	55	55	55	55	7	28	28	7	12	12	12	12	7
Max TURLEY (28)	7	28	28	28	28	28	7	7	12	149	149	149	149	149
Ryan STRYKER (433)	8	433	12	12	12	12	12	12	11	77	77	77	77	77
Stuart CURRAN (77)	9	77	77	77	77	77	77	77	10	10	10	10	10	10
Ian STRYKER (149)	10	149	433	149	149	149	149	149	433	433	433	433	433	433
Cian WALSH (12)	11	12	149	433	433	433	433	433	11	11	11	11	11	11
Owain DROUGHT (3)	12	3	3	3	10	10	10	10	10	3	3	3	3	3
David MAGUIRE (10)	13	10	10	10	3	3	3	3	3	3	3	3	3	3

Clerk of the Course

Sig : Time :
Chief Timekeeper : Ian Sharp (SMART Timing)
Results available at www.smart-timing.co.uk and www.speedhive.com

Printed: 04/08/2024 10:39:30

Orbits



SMRC/ICCR Anglesey race meeting
Sorted on Laps
DDMC Northern Saloon & Sports Car Championship
Anglesey Coastal 1.550 miles
Race 131- 1st Race
04/08/2024 11:00
Race (15:00 and 1 Laps) started at 10:48:25

Pos	No.	Name	Make/Model	CC	Class	Laps	Total Tm	Diff	Best Tm	In Lap	2nd Best
1	2	Matty COBB	VW Beetle	2700	A1	13	16:22.043		1:13.464	4	1:13.932
2	12	Scott HUBEL	Peugeot 205 T16	2000	A2	13	16:39.186	17.143	1:15.322	3	1:15.385
3	65	Ian TOWERS	MK Striker	999	E2	13	16:50.061	28.018	1:16.496	9	1:16.823
4	18	Damien McKAY	Westfield	999	A2	13	16:51.986	29.943	1:16.448	3	1:16.717
5	29	Justin COX	Caterham Sigmax	1600	E1	13	17:01.772	39.729	1:17.120	5	1:17.293
6	89	Daniel KELL	Ford Sierra XR4x4	1993T	B	13	17:16.795	54.752	1:18.092	3	1:18.151
7	14	Stevie McNAB	Honda Civic Type R	2400	B	13	17:25.103	1:03.060	1:18.076	3	1:18.875
8	78	Alex PRENTICE	VW Golf	1984T	B	13	17:30.240	1:08.197	1:19.201	2	1:19.592
9	7	Alan McPHERSON	MK Indy RR	998	E2	13	17:30.516	1:08.473	1:19.611	2	1:19.885
10	15	David COX	VW Golf	2000	B	13	17:37.416	1:15.373	1:19.449	4	1:19.599
11	1	Stephen REECE	Lotus Elise S2 111R	1800	C	13	17:39.237	1:17.194	1:19.908	2	1:20.008
12	101	Stewart MIDDLETON	Honda Civic Type R	1998	C	13	17:39.462	1:17.419	1:19.785	4	1:19.811
13	57	Phil JORDAN	Honda Civic Type R	2000	C	12	16:26.543	1 Lap	1:20.506	5	1:20.611
14	11	Madeline HUBEL	Peugeot 206	2000	C	12	16:36.378	1 Lap	1:21.580	5	1:21.631
15	9	Ian TOMLINSON	Mazda MX5	1600	M	12	16:41.846	1 Lap	1:22.008	4	1:22.078
16	68	Stephen ROBINSON	Mazda MX5	1600	M	12	16:59.055	1 Lap	1:22.762	4	1:22.861
17	13	James McCANN	Mazda MX5	1600	M	12	17:11.512	1 Lap	1:23.584	3	1:23.847
18	113	Luke WILLIAMSON	VW Golf	1984	C	12	17:12.069	1 Lap	1:23.804	4	1:24.221
19	129	Paul BARNARD	Mazda MX5	1600	M	12	17:29.134	1 Lap	1:25.281	3	1:25.569
20	53	Stephen REED	Mazda MX5	1600	M	12	17:29.726	1 Lap	1:25.312	3	1:25.443
21	25	John ARMSTRONG	Porsche 924s	3000	B	11	16:33.972	2 Laps	1:27.450	2	1:28.038
22	75	Jeremy RIVERS-FLETCHER	Mazda MX5	1600	M	11	16:39.120	2 Laps	1:26.576	2	1:29.058
23	10	Paul LIGHTBURN	Mazda MX5	1600	M	11	16:39.854	2 Laps	1:27.707	8	1:28.179
Not classified											
DNF	27	Chris SPARKS	Honda Civic Type R	1998	C	11	15:25.936	DNF	1:19.767	5	1:19.831
DNF	291	Mary BARNARD	Mazda MX5	1600	M	5	7:18.258	DNF	1:23.860	4	1:24.500

Announcements

New Track Record (1:17.120) for NSSC Sports/Sal. (E1) by Justin COX.

New Track Record (1:16.496) for NSSC Sports/Sal. (E2) by Ian TOWERS.

Margin of Victory	Avg. Speed	Best Lap Tm	Best Speed	Best Lap by
17.143	73.866	1:13.464	75.956	2 - Matty COBB

Clerk of the Course
Orbits

Sig : _____ Time : _____
 Chief Timekeeper : Ian Sharp (SMART Timing)
 Results available at www.smart-timing.co.uk and www.speedhive.com





SMRC/ICCR Anglesey race meeting

DDMC Northern Saloon & Sports Car Championship

Anglesey Coastal 1.550 miles

Race 131- 1st Race

04/08/2024 11:00

Race (15:00 and 1 Laps) started at 10:48:25

Lap	Time of Day	Lap Tm	SFSpd
(2) Matty COBB			
1	10:49:47.660	1:20.589	84.6
2	10:51:02.054	1:14.394	87.7
3	10:52:15.986	1:13.932	88.9
4	10:53:29.450	1:13.464	84.4
5	10:54:44.608	1:15.158	84.5
6	10:56:00.530	1:15.922	84.1
7	10:57:17.061	1:16.531	82.8
8	10:58:33.223	1:16.162	87.0
9	10:59:48.211	1:14.988	87.0
10	11:01:02.788	1:14.577	86.9
11	11:02:17.213	1:14.425	86.6
12	11:03:33.224	1:16.011	84.1
13	11:04:47.706	1:14.482	84.2

(12) Scott HUBEL			
1	10:49:48.611	1:21.202	79.5
2	10:51:05.337	1:16.726	81.2
3	10:52:20.659	1:15.322	82.3
4	10:53:36.044	1:15.385	82.4
5	10:54:52.001	1:15.957	81.1
6	10:56:07.942	1:15.941	80.2
7	10:57:24.669	1:16.727	81.7
8	10:58:41.267	1:16.598	81.2
9	10:59:57.898	1:16.631	82.1
10	11:01:15.315	1:17.417	81.8
11	11:02:31.516	1:16.201	82.4
12	11:03:47.962	1:16.446	82.1
13	11:05:04.849	1:16.887	71.7

(65) Ian TOWERS			
1	10:49:48.417	1:20.854	77.8
2	10:51:06.348	1:17.931	80.8
3	10:52:23.812	1:17.464	81.6
4	10:53:40.669	1:16.857	81.8
5	10:54:57.839	1:17.170	81.8
6	10:56:14.736	1:16.897	81.5
7	10:57:32.836	1:18.100	79.4
8	10:58:50.698	1:17.862	80.8
9	11:00:07.194	1:16.496	78.4
10	11:01:24.119	1:16.925	81.6
11	11:02:40.942	1:16.823	82.7
12	11:03:58.282	1:17.340	79.9
13	11:05:15.724	1:17.442	81.0

(18) Damien McKAY			
1	10:49:49.313	1:21.979	80.2
2	10:51:06.514	1:17.201	80.1
3	10:52:22.962	1:16.448	81.6
4	10:53:39.679	1:16.717	81.4
5	10:54:56.474	1:16.795	81.4
6	10:56:13.262	1:16.788	81.2
7	10:57:32.216	1:18.954	78.6
8	10:58:50.953	1:18.737	81.4
9	11:00:08.541	1:17.588	79.2
10	11:01:26.176	1:17.635	81.1
11	11:02:43.411	1:17.235	81.2
12	11:04:00.420	1:17.009	81.1
13	11:05:17.649	1:17.229	81.5

(29) Justin COX			
1	10:49:49.788	1:21.691	75.8
2	10:51:07.081	1:17.293	76.2
3	10:52:24.485	1:17.404	75.3
4	10:53:41.862	1:17.377	75.9

5	10:54:58.982	1:17.120	75.9
6	10:56:21.321	1:22.339	75.7
7	10:57:39.522	1:18.201	75.4
8	10:58:57.772	1:18.250	75.7
9	11:00:15.667	1:17.895	75.8
10	11:01:33.595	1:17.928	75.4
11	11:02:51.205	1:17.610	76.3
12	11:04:09.820	1:18.615	76.6
13	11:05:27.435	1:17.615	76.3

(89) Daniel KELL			
1	10:49:50.466	1:22.482	76.6
2	10:51:08.949	1:18.483	76.4
3	10:52:27.041	1:18.092	76.3
4	10:53:45.192	1:18.151	76.4
5	10:55:03.697	1:18.505	75.2
6	10:56:23.167	1:19.470	75.3
7	10:57:42.853	1:19.686	77.2
8	10:59:02.110	1:19.257	76.2
9	11:00:21.614	1:19.504	75.7
10	11:01:40.952	1:19.338	75.3
11	11:03:01.025	1:20.073	73.3
12	11:04:21.371	1:20.346	75.7
13	11:05:42.458	1:21.087	74.7

(14) Stevie McNAB			
1	10:49:51.300	1:21.986	77.2
2	10:51:10.175	1:18.875	77.5
3	10:52:28.251	1:18.076	77.9
4	10:53:47.281	1:19.030	76.3
5	10:55:06.428	1:19.147	76.3
6	10:56:25.598	1:19.170	75.7
7	10:57:44.792	1:19.194	70.6
8	10:59:04.687	1:19.895	74.2
9	11:00:24.885	1:20.198	67.8
10	11:01:47.249	1:22.364	73.7
11	11:03:06.789	1:19.540	75.1
12	11:04:28.653	1:21.864	75.3
13	11:05:50.766	1:22.113	72.2

(78) Alex PRENTICE			
1	10:49:52.704	1:22.912	78.6
2	10:51:11.905	1:19.201	81.9
3	10:52:31.818	1:19.913	80.6
4	10:53:52.434	1:20.616	81.0
5	10:55:12.026	1:19.592	80.6
6	10:56:32.332	1:20.306	80.5
7	10:57:52.772	1:20.440	80.7
8	10:59:13.816	1:21.044	82.1
9	11:00:34.195	1:20.379	81.6
10	11:01:55.221	1:21.026	81.0
11	11:03:15.071	1:19.850	81.6
12	11:04:35.539	1:20.468	82.1
13	11:05:55.903	1:20.364	77.8

(7) Alan McPHERSON			
1	10:49:53.171	1:22.968	77.3
2	10:51:12.782	1:19.611	78.5
3	10:52:32.942	1:20.160	77.5
4	10:53:53.231	1:20.289	79.0
5	10:55:13.368	1:20.137	78.1
6	10:56:33.253	1:19.885	78.7
7	10:57:53.265	1:20.012	77.8
8	10:59:14.346	1:21.081	79.9
9	11:00:34.629	1:20.283	79.2
10	11:01:55.716	1:21.087	79.1

11	11:03:15.604	1:19.888	79.0
12	11:04:36.096	1:20.492	78.8
13	11:05:56.179	1:20.083	78.5

(15) David COX			
1	10:49:56.118	1:26.251	78.3
2	10:51:16.779	1:20.661	79.2
3	10:52:37.248	1:20.469	79.5
4	10:53:56.697	1:19.449	79.1
5	10:55:16.765	1:20.068	78.7
6	10:56:36.364	1:19.599	78.4
7	10:57:57.116	1:20.752	78.9
8	10:59:18.378	1:21.262	77.8
9	11:00:40.000	1:21.622	77.7
10	11:02:01.420	1:21.420	77.2
11	11:03:22.755	1:21.335	77.5
12	11:04:42.769	1:20.014	78.8
13	11:06:03.079	1:20.310	75.8

(1) Stephen REECE			
1	10:49:53.646	1:25.056	72.7
2	10:51:13.554	1:19.908	72.0
3	10:52:33.799	1:20.245	72.5
4	10:53:54.069	1:20.270	69.2
5	10:55:14.333	1:20.264	72.0
6	10:56:34.341	1:20.008	71.0
7	10:57:56.244	1:21.903	72.4
8	10:59:17.388	1:21.144	71.5
9	11:00:38.512	1:21.124	71.8
10	11:02:00.756	1:22.244	70.6
11	11:03:22.328	1:21.572	71.0
12	11:04:44.094	1:21.766	71.4
13	11:06:04.900	1:20.806	70.5

(101) Stewart MIDDLETON			
1	10:49:54.951	1:24.234	74.1
2	10:51:15.441	1:20.490	74.0
3	10:52:35.567	1:20.126	74.6
4	10:53:55.352	1:19.785	75.3
5	10:55:15.528	1:20.176	72.9
6	10:56:35.339	1:19.811	75.5
7	10:57:56.471	1:21.132	74.6
8	10:59:17.607	1:21.136	74.6
9	11:00:39.237	1:21.630	74.2
10	11:02:00.889	1:21.652	74.0
11	11:03:23.238	1:22.349	74.6
12	11:04:44.334	1:21.096	74.6
13	11:06:05.125	1:20.791	74.7

(57) Phil JORDAN			
1	10:49:55.369	1:24.290	74.5
2	10:51:16.162	1:20.793	75.8
3	10:52:37.973	1:21.811	73.3
4	10:53:58.584	1:20.611	72.9
5	10:55:19.090	1:20.506	74.9
6	10:56:40.671	1:21.581	75.1
7	10:58:02.619	1:21.948	74.6
8	10:59:24.817	1:22.198	75.6
9	11:00:46.192	1:21.375	75.7
10	11:02:07.122	1:20.930	74.3
11	11:03:31.179	1:24.057	74.6
12	11:04:52.206	1:21.027	75.1

(11) Madeline HUBEL			
1	10:49:57.361	1:25.960	74.3
2	10:51:20.183	1:22.822	74.3

Clerk of the Course Orbits

Sig : Time :
Chief Timekeeper : Ian Sharp (SMART Timing)
Results available at www.smart-timing.co.uk and www.speedhive.com
Printed: 04/08/2024 11:08:01





SMRC/ICCR Anglesey race meeting

DDMC Northern Saloon & Sports Car Championship

Anglesey Coastal 1.550 miles

Race 131- 1st Race

04/08/2024 11:00

Race (15:00 and 1 Laps) started at 10:48:25

Lap	Time of Day	Lap Tm	SFSpd
3	10:52:42.107	1:21.924	74.6
4	10:54:04.404	1:22.297	74.9
5	10:55:25.984	1:21.580	74.7
6	10:56:47.615	1:21.631	74.9
7	10:58:09.897	1:22.282	74.9
8	10:59:31.963	1:22.066	75.4
9	11:00:54.049	1:22.086	75.0
10	11:02:15.920	1:21.871	74.6
11	11:03:38.805	1:22.885	74.7
12	11:05:02.041	1:23.236	73.0

(9) Ian TOMLINSON

1	10:49:58.543	1:27.573	67.8
2	10:51:22.182	1:23.639	67.6
3	10:52:44.350	1:22.168	68.1
4	10:54:06.358	1:22.008	67.3
5	10:55:28.436	1:22.078	66.2
6	10:56:51.004	1:22.568	66.0
7	10:58:13.762	1:22.758	67.1
8	10:59:36.592	1:22.830	67.4
9	11:00:59.194	1:22.602	66.5
10	11:02:22.212	1:23.018	65.9
11	11:03:44.726	1:22.514	65.3
12	11:05:07.509	1:22.783	66.0

(68) Stephen ROBINSON

1	10:49:58.308	1:27.066	67.6
2	10:51:22.523	1:24.215	67.3
3	10:52:45.384	1:22.861	66.2
4	10:54:08.146	1:22.762	68.1
5	10:55:31.903	1:23.757	67.6
6	10:56:55.206	1:23.303	66.8
7	10:58:19.191	1:23.985	66.2
8	10:59:43.649	1:24.458	66.9
9	11:01:07.317	1:23.668	65.3
10	11:02:33.354	1:26.037	65.7
11	11:03:59.264	1:25.910	62.7
12	11:05:24.718	1:25.454	65.2

(13) James McCANN

1	10:50:00.380	1:28.382	66.2
2	10:51:24.227	1:23.847	67.0
3	10:52:47.811	1:23.584	65.1
4	10:54:11.752	1:23.941	65.8
5	10:55:37.926	1:26.174	65.3
6	10:57:03.235	1:25.309	64.8
7	10:58:28.615	1:25.380	65.2
8	10:59:54.403	1:25.788	65.7
9	11:01:19.721	1:25.318	65.3
10	11:02:46.251	1:26.530	63.0
11	11:04:11.674	1:25.423	65.6
12	11:05:37.175	1:25.501	63.8

(113) Luke WILLIAMSON

1	10:50:00.013	1:28.092	67.6
2	10:51:25.888	1:25.875	67.8
3	10:52:50.612	1:24.724	66.9
4	10:54:14.416	1:23.804	68.3
5	10:55:38.637	1:24.221	67.9
6	10:57:04.100	1:25.463	67.5
7	10:58:29.672	1:25.572	64.2
8	10:59:55.475	1:25.803	67.9
9	11:01:20.903	1:25.428	67.3
10	11:02:46.760	1:25.857	66.2
11	11:04:13.065	1:26.305	67.4
12	11:05:37.732	1:24.667	64.5

Lap	Time of Day	Lap Tm	SFSpd
(129) Paul BARNARD			
1	10:50:03.371	1:31.087	63.4
2	10:51:29.267	1:25.896	66.1
3	10:52:54.548	1:25.281	64.8
4	10:54:20.117	1:25.569	64.6
5	10:55:47.497	1:27.380	61.7
6	10:57:14.958	1:27.461	65.5
7	10:58:41.443	1:26.485	62.4
8	11:00:07.321	1:25.878	63.5
9	11:01:35.341	1:28.020	64.4
10	11:03:02.182	1:26.841	65.2
11	11:04:28.064	1:25.882	63.2
12	11:05:54.797	1:26.733	64.2

(53) Stephen REED

1	10:50:03.120	1:30.731	63.5
2	10:51:29.058	1:25.938	64.2
3	10:52:54.370	1:25.312	62.0
4	10:54:19.813	1:25.443	62.0
5	10:55:47.691	1:27.878	58.2
6	10:57:15.940	1:28.249	64.4
7	10:58:42.814	1:26.874	66.0
8	11:00:08.643	1:25.829	63.7
9	11:01:36.119	1:27.476	63.5
10	11:03:02.862	1:26.743	65.8
11	11:04:29.752	1:26.890	64.0
12	11:05:55.389	1:25.637	64.6

(25) John ARMSTRONG

1	10:50:05.139	1:31.763	68.5
2	10:51:32.589	1:27.450	69.0
3	10:53:00.627	1:28.038	67.5
4	10:54:29.521	1:28.894	69.3
5	10:55:57.735	1:28.214	68.2
6	10:57:29.360	1:31.625	66.6
7	10:59:00.042	1:30.682	66.8
8	11:00:29.264	1:29.222	69.0
9	11:01:59.154	1:29.890	69.2
10	11:03:29.313	1:30.159	68.0
11	11:04:59.635	1:30.322	67.5

(75) Jeremy RIVERS-FLETCHER

1	10:50:04.146	1:31.580	64.3
2	10:51:30.722	1:26.576	65.2
3	10:53:00.322	1:29.600	62.7
4	10:54:30.728	1:30.406	65.7
5	10:56:01.952	1:31.224	60.5
6	10:57:33.818	1:31.866	60.8
7	10:59:04.612	1:30.794	64.3
8	11:00:33.670	1:29.058	63.4
9	11:02:06.185	1:32.515	59.8
10	11:03:35.358	1:29.173	64.4
11	11:05:04.783	1:29.425	64.5

(10) Paul LIGHTBURN

1	10:50:05.619	1:32.902	63.7
2	10:51:33.798	1:28.179	63.9
3	10:53:02.441	1:28.643	59.5
4	10:54:32.589	1:30.148	57.1
5	10:56:02.359	1:29.770	64.7
6	10:57:34.541	1:32.182	63.5
7	10:59:03.863	1:29.322	64.4
8	11:00:31.570	1:27.707	65.5
9	11:02:04.077	1:32.507	62.9
10	11:03:34.247	1:30.170	63.5

Lap	Time of Day	Lap Tm	SFSpd
11	11:05:05.517	1:31.270	65.5
(27) Chris SPARKS			
1	10:49:54.489	1:24.490	74.5
2	10:51:14.983	1:20.494	75.0
3	10:52:34.924	1:19.941	74.6
4	10:53:54.927	1:20.003	74.9
5	10:55:14.694	1:19.767	74.4
6	10:56:34.525	1:19.831	74.5
7	10:57:54.795	1:20.270	74.3
8	10:59:16.652	1:21.857	72.3
9	11:00:39.850	1:23.198	70.6
10	11:02:05.184	1:25.334	69.0
11	11:03:51.599	1:46.415	

(291) Mary BARNARD

1	10:50:01.430	1:29.832	65.2
2	10:51:26.762	1:25.332	67.6
3	10:52:51.262	1:24.500	67.9
4	10:54:15.122	1:23.860	67.4
5	10:55:43.921	1:28.799	39.8

Clerk of the Course

Sig : Time :
 Chief Timekeeper : Ian Sharp (SMART Timing)
 Results available at www.smart-timing.co.uk and www.speedhive.com

Orbits





Bulletin No. _____

SMRC/ICCR Anglesey race meeting

Lapchart

DDMC Northern Saloon & Sports Car Championship

Anglesey Coastal 1.550 miles

Race 131- 1st Race

04/08/2024 11:00

Race (15:00 and 1 Laps) started at 10:48:25

Competitors	Laps													
	0	1	2	3	4	5	6	7	8	9	10	11	12	13
Matty COBB (2)	1	2	2	2	2	2	2	2	2	2	2	2	2	2
Damien McKAY (18)	2	18	65	12	12	12	12	12	12	12	12	12	12	12
Scott HUBEL (12)	3	12	12	65	18	18	18	18	65	65	65	65	65	65
Ian TOWERS (65)	4	65	18	18	65	65	65	65	18	18	18	18	18	18
Daniel KELL (89)	5	89	29	29	29	29	29	29	29	29	29	29	29	29
Justin COX (29)	6	29	89	89	89	89	89	89	89	89	89	89	89	89
Stephen REECE (1)	7	1	14	14	14	14	14	14	14	14	14	14	14	14
Stevie McNAB (14)	8	14	78	78	78	78	78	78	78	78	78	78	78	78
Alex PRENTICE (78)	9	78	7	7	7	7	7	7	7	7	7	7	7	7
David COX (15)	10	15	1	1	1	1	1	1	27	27	1	1	1	15
Chris SPARKS (27)	11	27	27	27	27	27	27	1	1	101	101	15	1	1
Alan McPHERSON (7)	12	7	101	101	101	101	101	101	101	27	15	101	101	101
Stewart MIDDLETON (101)	13	101	57	57	15	15	15	15	15	15	27	57	57	57
Ian TOMLINSON (9)	14	9	15	15	57	57	57	57	57	57	57	11	11	11
Phil JORDAN (57)	15	57	11	11	11	11	11	11	11	11	11	9	9	9
Stephen ROBINSON (68)	16	68	68	9	9	9	9	9	9	9	9	27	68	68
Madeline HUBEL (11)	17	11	9	68	68	68	68	68	68	68	68	68	13	13
Mary BARNARD (291)	18	291	113	13	13	13	13	13	13	13	13	13	113	113
Luke WILLIAMSON (113)	19	113	13	113	113	113	113	113	113	113	113	113	113	129
James McCANN (13)	20	13	291	291	291	291	129	129	129	129	129	129	53	53
Paul BARNARD (129)	21	129	53	53	53	53	129	53	53	53	53	53	53	53
Stephen REED (53)	22	53	129	129	129	129	53	25	25	25	25	25	25	25
Jeremy RIVERS-FLETCHER (75)	23	75	75	75	75	25	25	75	10	10	10	10	75	75
Paul LIGHTBURN (10)	24	10	25	25	25	75	75	10	75	75	75	75	10	10
John ARMSTRONG (25)	25	25	10	10	10	10	10							

Clerk of the Course

Orbits

Sig : _____ **Time :** _____
Chief Timekeeper : Ian Sharp (SMART Timing)
Results available at www.smart-timing.co.uk and www.speedhive.com



Printed: 04/08/2024 11:08:14

SMRC/ICCR Anglesey race meeting
Sorted on Laps
Scottish Classics & WRDA Welsh Sports & Saloons
Anglesey Coastal 1.550 miles
Race 14 - 1st Race
04/08/2024 11:30
Race (15:00 Time) started at 11:19:06

Pos	No.	Name	Make/Model	CC	Class	Laps	Total Tm	Diff	Best Tm	In Lap	2nd Best
1	96	Wayne SPILLER	Mazda RX8	1300	W2	12	15:45.950		1:17.674	6	1:17.753
2	212	Gareth BLAINE	Seat Leon		WI	12	15:46.909	0.959	1:17.781	5	1:17.851
3	111	Simon BAKER	Mazda RX8	1300	W2	12	15:57.878	11.928	1:17.866	10	1:18.801
4	140	James HARVEY	Porsche Boxster		W5	12	15:58.373	12.423	1:18.797	4	1:18.882
5	7	Keiron BAILLIE	Lotus 7	1600	CB	12	16:06.970	21.020	1:19.071	10	1:19.741
6	78	Andrew GRAHAM	Triumph TR8	3500	CE	12	16:19.770	33.820	1:19.211	4	1:19.261
7	55	Colin CALDER	Ginetta G4	1600	CI	12	16:32.446	46.496	1:20.455	8	1:20.870
8	64	Adam KINMOND	Rover Vitesse	3500	CI	12	16:33.290	47.340	1:21.107	8	1:21.832
9	33	John NEWPORT	SHP Wildcat		WI	12	16:37.759	51.809	1:22.043	3	1:22.094
10	51	Ewan ANDERSON	MGB GT	3500	CE	12	16:39.767	53.817	1:21.415	3	1:21.524
11	222	Joseph YATES	SHP Wildcat		WI	12	16:41.551	55.601	1:21.543	4	1:21.748
12	551	John CARDOO	SHP Wildcat		WI	12	16:45.114	59.164	1:21.909	9	1:22.184
13	91	Craig HOUSTON	Lotus Excel	2174	CB	12	16:45.738	59.788	1:21.543	8	1:21.596
14	21	Jimmy CROW	Scimitar Coupe GT	3000	CG	12	17:09.598	1:23.648	1:23.056	5	1:23.516
15	11	Iain MITCHELL	Vauxhall Nova	1300	CA	11	15:46.911	1 Lap	1:24.059	7	1:24.083
16	88	Andrew WILLIAMS	Renault Clio	2000	W2	11	15:51.268	1 Lap	1:23.017	7	1:23.717
17	63	John KINMOND	Morris Mini	998	CA	11	15:56.276	1 Lap	1:24.828	7	1:25.536
18	22	Allan MILLAR	SHP Wildcat		WI	11	16:01.260	1 Lap	1:24.924	9	1:24.929
19	65	Paul GREEN	Ford Fiesta XR2	1600	XR	11	16:10.376	1 Lap	1:26.259	7	1:26.474
20	5	Michael LONGSTAFFE	MG Midget	1380	CA	11	16:29.597	1 Lap	1:28.179	4	1:28.347
21	23	Sonny GRAY	Ford Fiesta XR2	1600	XR	11	16:38.500	1 Lap	1:28.443	5	1:28.712
22	67	Richard COOPER	Ginetta G15	1600	CA	11	17:01.708	1 Lap	1:30.606	8	1:30.750
23	40	Ian MORTON	Austin A40 Farina	1360	CA	11	17:02.322	1 Lap	1:30.155	2	1:30.429
Not classified											
DNF	66	Duncan O'NEILL	Ford Fiesta XR2	1600	XR	8	12:08.463	DNF	1:28.473	5	1:28.842
DNF	56	Craig ATTARD	VW Scirocco		W5	2	3:48.054	DNF	1:25.534	1	2:20.722
DNS	71	Paul BOWERS	Fiat 128	1300	CA			DNS		0	
DNS	50	Charles COLLEDGE	Mini Marcos Mk3		CA			DNS		0	

Announcements

New Track Record (1:22.232) for SMRC Classic S/S (E) by Ewan ANDERSON.

New Track Record (1:23.056) for SMRC Classic S/S (G) by Jimmy CROW.

Margin of Victory	Avg. Speed	Best Lap Tm	Best Speed	Best Lap by
0.959	70.786	1:17.674	71.839	96 - Wayne SPILLER

Clerk of the Course
Orbits

Sig : Time :
 Chief Timekeeper : Ian Sharp (SMART Timing)
 Results available at www.smart-timing.co.uk and www.speedhive.com





SMRC/ICCR Anglesey race meeting

Scottish Classics & WRDA Welsh Sports & Saloons

Anglesey Coastal 1.550 miles

Race 14 - 1st Race

04/08/2024 11:30

Race (15:00 Time) started at 11:19:06

Lap	Time of Day	Lap Tm	SFSpd
(96) Wayne SPILLER			
1	11:20:29.265	1:22.178	73.1
2	11:21:47.604	1:18.339	74.1
3	11:23:05.566	1:17.962	73.1
4	11:24:23.319	1:17.753	72.9
5	11:25:41.113	1:17.794	73.3
6	11:26:58.787	1:17.674	72.4
7	11:28:17.075	1:18.288	72.5
8	11:29:35.835	1:18.760	72.1
9	11:30:54.021	1:18.186	73.2
10	11:32:12.422	1:18.401	72.6
11	11:33:32.605	1:20.183	72.2
12	11:34:52.543	1:19.938	69.4

Lap	Time of Day	Lap Tm	SFSpd
(212) Gareth BLAINE			
1	11:20:30.138	1:22.787	79.0
2	11:21:48.290	1:18.152	80.1
3	11:23:06.161	1:17.871	79.0
4	11:24:24.053	1:17.892	80.7
5	11:25:41.834	1:17.781	80.6
6	11:26:59.800	1:17.966	79.2
7	11:28:18.282	1:18.482	78.9
8	11:29:36.598	1:18.316	78.5
9	11:30:54.966	1:18.368	79.0
10	11:32:12.817	1:17.851	76.8
11	11:33:33.197	1:20.380	78.2
12	11:34:53.502	1:20.305	76.2

Lap	Time of Day	Lap Tm	SFSpd
(111) Simon BAKER			
1	11:20:31.813	1:23.725	68.3
2	11:21:53.188	1:21.375	68.5
3	11:23:12.958	1:19.770	69.4
4	11:24:32.466	1:19.508	68.1
5	11:25:52.911	1:20.445	70.1
6	11:27:11.754	1:18.843	70.0
7	11:28:30.712	1:18.958	68.5
8	11:29:49.513	1:18.801	71.4
9	11:31:08.337	1:18.824	71.1
10	11:32:26.203	1:17.866	70.3
11	11:33:45.213	1:19.010	70.5
12	11:35:04.471	1:19.258	70.3

Lap	Time of Day	Lap Tm	SFSpd
(140) James HARVEY			
1	11:20:31.123	1:23.807	70.8
2	11:21:50.970	1:19.847	72.2
3	11:23:10.866	1:19.896	71.2
4	11:24:29.663	1:18.797	71.3
5	11:25:49.037	1:19.374	70.9
6	11:27:07.919	1:18.882	71.5
7	11:28:27.335	1:19.416	70.7
8	11:29:46.768	1:19.433	71.5
9	11:31:07.089	1:20.321	69.5
10	11:32:26.009	1:18.920	69.1
11	11:33:46.069	1:20.060	70.6
12	11:35:04.966	1:18.897	70.7

Lap	Time of Day	Lap Tm	SFSpd
(7) Keiron BAILLIE			
1	11:20:30.868	1:23.127	75.3
2	11:21:51.538	1:20.670	78.3
3	11:23:11.797	1:20.259	75.9
4	11:24:32.105	1:20.308	76.3
5	11:25:52.358	1:20.253	74.7
6	11:27:12.711	1:20.353	77.6
7	11:28:32.452	1:19.741	72.6
8	11:29:52.239	1:19.787	77.4

Lap	Time of Day	Lap Tm	SFSpd
9	11:31:12.413	1:20.174	73.7
10	11:32:31.484	1:19.071	77.9
11	11:33:52.603	1:21.119	74.2
12	11:35:13.563	1:20.960	73.7
(78) Andrew GRAHAM			
1	11:20:32.881	1:25.217	79.2
2	11:21:52.530	1:19.649	81.6
3	11:23:12.348	1:19.818	80.7
4	11:24:31.559	1:19.211	79.8
5	11:25:51.050	1:19.491	80.0
6	11:27:10.311	1:19.261	80.9
7	11:28:30.339	1:20.028	77.9
8	11:29:51.634	1:21.295	80.4
9	11:31:11.103	1:19.469	81.7
10	11:32:30.896	1:19.793	81.6
11	11:34:00.581	1:29.685	78.2
12	11:35:26.363	1:25.782	75.2

Lap	Time of Day	Lap Tm	SFSpd
(55) Colin CALDER			
1	11:20:35.767	1:27.282	75.7
2	11:21:58.927	1:23.160	74.3
3	11:23:21.099	1:22.172	76.4
4	11:24:42.963	1:21.864	77.0
5	11:26:05.327	1:22.364	76.5
6	11:27:28.115	1:22.788	69.5
7	11:28:49.128	1:21.013	73.7
8	11:30:09.583	1:20.455	75.1
9	11:31:30.453	1:20.870	74.6
10	11:32:52.138	1:21.685	72.2
11	11:34:15.239	1:23.101	73.1
12	11:35:39.039	1:23.800	73.6

Lap	Time of Day	Lap Tm	SFSpd
(64) Adam KINMOND			
1	11:20:35.276	1:26.129	69.5
2	11:21:58.369	1:23.093	75.3
3	11:23:20.492	1:22.123	75.9
4	11:24:42.421	1:21.929	73.7
5	11:26:04.855	1:22.434	75.2
6	11:27:27.080	1:22.225	75.3
7	11:28:49.470	1:22.390	75.2
8	11:30:10.577	1:21.107	76.3
9	11:31:32.409	1:21.832	74.2
10	11:32:55.319	1:22.910	77.3
11	11:34:17.713	1:22.394	70.8
12	11:35:39.883	1:22.170	76.2

Lap	Time of Day	Lap Tm	SFSpd
(33) John NEWPORT			
1	11:20:34.282	1:24.460	67.6
2	11:21:57.465	1:23.183	68.5
3	11:23:19.508	1:22.043	69.4
4	11:24:41.605	1:22.097	69.5
5	11:26:04.161	1:22.556	71.2
6	11:27:27.926	1:23.765	63.5
7	11:28:50.528	1:22.602	67.4
8	11:30:12.622	1:22.094	69.8
9	11:31:35.130	1:22.508	70.0
10	11:32:58.878	1:23.748	69.9
11	11:34:21.211	1:22.333	69.5
12	11:35:44.352	1:23.141	65.0

Lap	Time of Day	Lap Tm	SFSpd
(51) Ewan ANDERSON			
1	11:20:37.251	1:27.477	76.1
2	11:22:01.282	1:24.031	74.7
3	11:23:22.697	1:21.415	75.8
4	11:24:44.221	1:21.524	75.2

Lap	Time of Day	Lap Tm	SFSpd
5	11:26:05.990	1:21.769	75.7
6	11:27:28.397	1:22.407	73.7
7	11:28:51.184	1:22.787	75.1
8	11:30:13.469	1:22.285	72.5
9	11:31:35.746	1:22.277	74.0
10	11:33:00.528	1:24.782	73.0
11	11:34:24.128	1:23.600	74.3
12	11:35:46.360	1:22.232	74.6

Lap	Time of Day	Lap Tm	SFSpd
(222) Joseph YATES			
1	11:20:36.561	1:27.719	67.9
2	11:22:00.559	1:23.998	68.4
3	11:23:23.200	1:22.641	69.2
4	11:24:44.743	1:21.543	71.3
5	11:26:06.491	1:21.748	70.1
6	11:27:28.838	1:22.347	69.0
7	11:28:51.530	1:22.692	70.5
8	11:30:13.790	1:22.260	69.3
9	11:31:36.127	1:22.337	69.8
10	11:33:00.973	1:24.846	68.8
11	11:34:25.113	1:24.140	65.7
12	11:35:48.144	1:23.031	63.2

Lap	Time of Day	Lap Tm	SFSpd
(551) John CARDOO			
1	11:20:36.784	1:27.338	71.7
2	11:22:02.083	1:25.299	72.5
3	11:23:24.669	1:22.586	71.5
4	11:24:46.853	1:22.184	69.3
5	11:26:09.309	1:22.456	69.9
6	11:27:31.825	1:22.516	69.0
7	11:28:54.588	1:22.763	72.2
8	11:30:17.142	1:22.554	72.2
9	11:31:39.051	1:21.909	69.6
10	11:33:03.153	1:24.102	69.0
11	11:34:26.977	1:23.824	70.0
12	11:35:51.707	1:24.730	70.3

Lap	Time of Day	Lap Tm	SFSpd
(91) Craig HOUSTON			
1	11:20:38.372	1:29.269	68.3
2	11:22:02.960	1:24.588	71.1
3	11:23:25.551	1:22.591	70.1
4	11:24:48.725	1:23.174	67.2
5	11:26:12.215	1:23.490	72.0
6	11:27:35.178	1:22.963	71.0
7	11:28:57.436	1:22.258	71.6
8	11:30:18.979	1:21.543	71.2
9	11:31:40.575	1:21.596	72.2
10	11:33:03.938	1:23.363	70.4
11	11:34:27.409	1:23.471	70.8
12	11:35:52.331	1:24.922	70.6

Lap	Time of Day	Lap Tm	SFSpd
(21) Jimmy CROW			
1	11:20:40.516	1:30.003	66.4
2	11:22:06.578	1:26.062	69.2
3	11:23:31.043	1:24.465	67.9
4	11:24:56.671	1:25.628	66.1
5	11:26:19.727	1:23.056	68.9
6	11:27:43.243	1:23.516	67.0
7	11:29:07.151	1:23.908	65.0
8	11:30:31.113	1:23.962	67.8
9	11:31:55.835	1:24.722	65.2
10	11:33:23.533	1:27.698	66.4
11	11:34:50.563	1:27.030	64.8
12	11:36:16.191	1:25.628	64.4

Lap	Time of Day	Lap Tm	SFSpd
(11) Iain MITCHELL			



SMRC/ICCR Anglesey race meeting

Scottish Classics & WRDA Welsh Sports & Saloons

Anglesey Coastal 1.550 miles

Race 14 - 1st Race

04/08/2024 11:30

Race (15:00 Time) started at 11:19:06

Lap	Time of Day	Lap Tm	SFSpd
1	11:20:39.937	1:27.820	67.2
2	11:22:05.692	1:25.755	68.8
3	11:23:30.651	1:24.959	69.9
4	11:24:55.107	1:24.456	69.4
5	11:26:19.315	1:24.208	70.2
6	11:27:43.965	1:24.650	68.7
7	11:29:08.024	1:24.059	68.7
8	11:30:32.107	1:24.083	69.0
9	11:31:56.192	1:24.085	69.3
10	11:33:23.070	1:26.878	67.5
11	11:34:53.504	1:30.434	65.3

Lap	Time of Day	Lap Tm	SFSpd
2	11:22:16.268	1:31.272	66.6
3	11:23:45.159	1:28.891	66.8
4	11:25:13.338	1:28.179	65.9
5	11:26:41.946	1:28.608	66.2
6	11:28:10.525	1:28.579	66.2
7	11:29:39.515	1:28.990	66.2
8	11:31:09.908	1:30.393	66.1
9	11:32:39.161	1:29.253	67.0
10	11:34:07.508	1:28.347	65.9
11	11:35:36.190	1:28.682	63.9

(88) Andrew WILLIAMS

1	11:20:41.459	1:29.900	64.3
2	11:22:10.107	1:28.648	66.0
3	11:23:36.333	1:26.226	69.0
4	11:25:04.904	1:28.571	65.4
5	11:26:30.475	1:25.571	67.1
6	11:27:54.192	1:23.717	68.7
7	11:29:17.209	1:23.017	68.5
8	11:30:40.940	1:23.731	68.9
9	11:32:06.245	1:25.305	68.3
10	11:33:31.122	1:24.877	66.9
11	11:34:57.861	1:26.739	66.8

(23) Sonny GRAY

1	11:20:46.567	1:32.481	63.8
2	11:22:16.957	1:30.390	63.2
3	11:23:45.963	1:29.006	60.1
4	11:25:16.357	1:30.394	63.8
5	11:26:44.800	1:28.443	62.5
6	11:28:13.724	1:28.924	61.6
7	11:29:42.870	1:29.146	64.5
8	11:31:13.175	1:30.305	64.7
9	11:32:41.887	1:28.712	64.9
10	11:34:11.119	1:29.232	64.5
11	11:35:45.093	1:33.974	60.2

(63) John KINMOND

1	11:20:38.568	1:27.112	65.3
2	11:22:04.758	1:26.190	68.8
3	11:23:30.294	1:25.536	67.6
4	11:24:57.524	1:27.230	64.6
5	11:26:23.188	1:25.664	67.0
6	11:27:49.461	1:26.273	69.2
7	11:29:14.289	1:24.828	69.0
8	11:30:39.930	1:25.641	69.1
9	11:32:07.534	1:27.604	65.3
10	11:33:35.474	1:27.940	66.9
11	11:35:02.869	1:27.395	68.2

(67) Richard COOPER

1	11:20:50.717	1:35.165	56.2
2	11:22:24.236	1:33.519	57.0
3	11:23:56.454	1:32.218	59.4
4	11:25:27.204	1:30.750	60.9
5	11:26:58.169	1:30.965	55.7
6	11:28:30.523	1:32.354	60.5
7	11:30:01.913	1:31.390	57.1
8	11:31:32.519	1:30.606	61.2
9	11:33:03.212	1:32.693	61.2
10	11:34:36.627	1:31.415	58.6
11	11:36:08.301	1:31.674	56.9

(22) Allan MILLAR

1	11:20:39.068	1:28.162	65.5
2	11:22:06.257	1:27.189	66.9
3	11:23:31.679	1:25.422	64.3
4	11:24:58.204	1:26.525	65.7
5	11:26:23.626	1:25.422	65.8
6	11:27:49.957	1:26.331	67.4
7	11:29:14.886	1:24.929	67.4
8	11:30:40.240	1:25.354	70.8
9	11:32:05.164	1:24.924	67.6
10	11:33:41.208	1:36.044	66.0
11	11:35:07.853	1:26.645	64.3

(40) Ian MORTON

1	11:20:48.556	1:34.230	60.2
2	11:22:18.711	1:30.155	58.6
3	11:23:49.140	1:30.429	62.8
4	11:25:20.401	1:31.261	63.1
5	11:26:52.250	1:31.849	61.0
6	11:28:25.386	1:33.136	57.2
7	11:29:59.114	1:33.728	58.8
8	11:31:29.692	1:30.578	63.8
9	11:33:03.560	1:33.868	56.8
10	11:34:37.374	1:33.814	61.0
11	11:36:08.915	1:31.541	59.8

(65) Paul GREEN

1	11:20:45.286	1:32.857	62.3
2	11:22:14.649	1:29.363	64.1
3	11:23:41.219	1:26.570	65.0
4	11:25:07.825	1:26.606	62.5
5	11:26:34.725	1:26.900	64.8
6	11:28:01.437	1:26.712	66.1
7	11:29:27.696	1:26.259	65.0
8	11:30:56.583	1:28.887	61.8
9	11:32:23.057	1:26.474	63.1
10	11:33:50.123	1:27.066	64.3
11	11:35:16.969	1:26.846	60.3

(66) Duncan O'NEILL

1	11:20:45.895	1:31.317	61.9
2	11:22:16.816	1:30.921	61.4
3	11:23:45.658	1:28.842	60.0
4	11:25:16.039	1:30.381	61.6
5	11:26:44.512	1:28.473	62.1
6	11:28:13.517	1:29.005	59.7
7	11:29:44.704	1:31.187	60.8
8	11:31:15.056	1:30.352	61.6

(56) Craig ATTARD

1	11:20:33.925	1:25.534	70.7
2	11:22:54.647	2:20.722	

(5) Michael LONGSTAFFE

1	11:20:44.996	1:31.370	66.0
---	--------------	----------	------

Clerk of the Course

Orbits

Sig : Time :
 Chief Timekeeper : Ian Sharp (SMART Timing)
 Results available at www.smart-timing.co.uk and www.speedhive.com





Bulletin No. _____

SMRC/ICCR Anglesey race meeting

Lapchart

Scottish Classics & WRDA Welsh Sports & Saloons

Anglesey Coastal 1.550 miles

Race 14 - 1st Race

04/08/2024 11:30

Race (15:00 Time) started at 11:19:06

Competitors	Laps													
	0	1	2	3	4	5	6	7	8	9	10	11	12	
Wayne SPILLER (96)	1	96	96	96	96	96	96	96	96	96	96	96	96	96
James HARVEY (140)	2	140	212	212	212	212	212	212	212	212	212	212	212	212
Gareth BLAINE (212)	3	212	7	140	140	140	140	140	140	140	140	111	111	
Andrew GRAHAM (78)	4	78	140	7	7	78	78	78	78	111	111	111	140	140
Keiron BAILLIE (7)	5	7	111	78	78	7	7	111	111	78	78	78	7	7
Simon BAKER (111)	6	111	78	111	111	111	111	7	7	7	7	7	78	78
Craig ATTARD (56)	7	56	56	33	33	33	33	64	55	55	55	55	55	55
Colin CALDER (55)	8	55	33	64	64	64	64	33	64	64	64	64	64	64
Joseph YATES (222)	9	222	64	55	55	55	55	55	33	33	33	33	33	33
Craig HOUSTON (91)	10	91	55	222	51	51	51	51	51	51	51	51	51	51
Adam KINMOND (64)	11	64	222	51	222	222	222	222	222	222	222	222	222	222
John CARDOO (551)	12	551	551	551	551	551	551	551	551	551	551	551	551	551
Ewan ANDERSON (51)	13	51	51	91	91	91	91	91	91	91	91	91	91	91
John NEWPORT (33)	14	33	91	63	63	11	11	21	21	21	21	11	21	21
Jimmy CROW (21)	15	21	63	11	11	21	21	11	11	11	11	21	11	
Allan MILLAR (22)	16	22	22	22	21	63	63	63	63	63	22	88	88	
John KINMOND (63)	17	63	11	21	22	22	22	22	22	22	88	63	63	
Andrew WILLIAMS (88)	18	88	21	88	88	88	88	88	88	88	63	22	22	
Iain MITCHELL (11)	19	11	88	65	65	65	65	65	65	65	65	65	65	
Paul GREEN (65)	20	65	5	5	5	5	5	5	5	5	5	5	5	
Michael LONGSTAFFE (5)	21	5	65	66	66	66	66	66	23	23	23	23	23	
Sonny GRAY (23)	22	23	66	23	23	23	23	23	66	66	40	67	67	
Ian MORTON (40)	23	40	23	40	40	40	40	40	40	40	67	40	40	
Duncan O'NEILL (66)	24	66	40	67	67	67	67	67	67	67				
Richard COOPER (67)	25	67	67	56										
-	26													
-	27													

Clerk of the Course

Orbits

Sig : Time :
 Chief Timekeeper : Ian Sharp (SMART Timing)
 Results available at www.smart-timing.co.uk and www.speedhive.com



Printed: 04/08/2024 11:38:08



Bulletin No. _____

SMRC/ICCR Anglesey race meeting


Scottish Classics & WRDA Welsh Sports & Saloons

Anglesey Coastal 1.550 miles

Race 23 - 2nd Race

04/08/2024 16:35

Race (15:00 Time)



POLE POSITION

1	1 96 Wayne SPILLER
2	3 111 Simon BAKER
3	5 7 Keiron BAILLIE
4	7 55 Colin CALDER
5	9 33 John NEWPORT
6	11 222 Joseph YATES
7	13 91 Craig HOUSTON
8	15 11 Iain MITCHELL
9	17 63 John KINMOND
10	19 65 Paul GREEN

2	212 Gareth BLAINE
4	140 James HARVEY
6	78 Andrew GRAHAM
8	64 Adam KINMOND
10	51 Ewan ANDERSON
12	551 John CARDOO
14	21 Jimmy CROW
16	88 Andrew WILLIAMS
18	22 Allan MILLAR
20	5 Michael LONGSTAFFE

Clerk of the Course Orbits

Sig : Time :
Chief Timekeeper : Ian Sharp (SMART Timing)
Results available at www.smart-timing.co.uk and www.speedhive.com

Printed: 04/08/2024 11:39:25






Bulletin No. _____

SMRC/ICCR Anglesey race meeting

Scottish Classics & WRDA Welsh Sports & Saloons
Race 23 - 2nd Race
Race (15:00 Time)

Anglesey Coastal 1.550 miles
04/08/2024 16:35



11	21 23 Sonny GRAY
12	23 40 Ian MORTON
13	25 56 Craig ATTARD
14	27 50 Charles COLLEDGE

22 67 Richard COOPER
24 66 Duncan O'NEILL
26 71 Paul BOWERS

Clerk of the Course Orbits

Sig : Time :
Chief Timekeeper : Ian Sharp (SMART Timing)
Results available at www.smart-timing.co.uk and www.speedhive.com
Printed: 04/08/2024 11:39:25



SMRC/ICCR Anglesey race meeting
Sorted on Laps
Siltex Safety Fiesta Zetec Championship
Anglesey Coastal 1.550 miles
Race 15 - 2nd Race
04/08/2024 12:00
Race (15:00 Time) started at 11:50:06

Pos	No.	Name	Make/Model	CC	Class	Laps	Total Tm	Diff	Best Tm	In Lap	2nd Best
1	2	David MAGUIRE	Ford Fiesta Zetec	1250	IFZ	11	16:21.803		1:28.076	3	1:28.399
2	89	Jason O'CONNELL	Ford Fiesta Zetec	1250	IFZ	11	16:23.561	1.758	1:28.409	10	1:28.651
3	99	William KELLETT	Ford Fiesta Zetec	1250	IFZ	11	16:24.016	2.213	1:28.480	6	1:28.497
4	12	Sean McGOVERN	Ford Fiesta Zetec	1250	IFZ	11	16:24.455	2.652	1:28.535	10	1:28.637
5	13	Andy KAVANAGH	Ford Fiesta Zetec	1250	IFZ	11	16:37.677	15.874	1:29.324	3	1:29.375
6	3	Michael KEHOE	Ford Fiesta Zetec	1250	IFZ	11	16:37.917	16.114	1:29.494	6	1:29.518
7	201	Paul TWOMEY	Ford Fiesta Zetec	1250	IFZ	11	16:38.439	16.636	1:29.081	6	1:29.415
8	22	Peter BARRABLE	Ford Fiesta Zetec	1250	IFZ	11	16:38.931	17.128	1:29.275	6	1:29.625
9	65	Samuel DOYLE	Ford Fiesta Zetec	1250	IFZ	11	16:39.333	17.530	1:29.536	6	1:29.708
10	973	Toby McGUIRE	Ford Fiesta Zetec	1250	IFZ	11	16:45.030	23.227	1:29.842	2	1:30.070
11	47	Adam O'MAHONY	Ford Fiesta Zetec	1250	IFZ	11	16:49.173	27.370	1:30.684	4	1:30.812
12	71	Sean PURCELL	Ford Fiesta Zetec	1250	IFZ	11	16:52.611	30.808	1:30.847	3	1:30.854
13	53	Mark DALY	Ford Fiesta Zetec	1250	IFZ	11	16:53.128	31.325	1:30.873	3	1:31.001
Not classified											
DNF	56	Liv CORCORAN	Ford Fiesta Zetec	1250	IFZ	9	14:30.943	DNF	1:35.051	8	1:35.174

Announcements

New Track Record (1:28.076) for Irish Ford Fiesta Zetec by David MAGUIRE.

Margin of Victory	Avg. Speed	Best Lap Tm	Best Speed	Best Lap by
1.758	62.518	1:28.076	63.354	2 - David MAGUIRE

Clerk of the Course
Orbits

Sig : Time :
 Chief Timekeeper : Ian Sharp (SMART Timing)
 Results available at www.smart-timing.co.uk and www.speedhive.com



SMRC/ICCR Anglesey race meeting

Siltex Safety Fiesta Zetec Championship

Anglesey Coastal 1.550 miles

Race 15 - 2nd Race

04/08/2024 12:00

Race (15:00 Time) started at 11:50:06

Lap	Time of Day	Lap Tm	SFSpd
(2) David MAGUIRE			
1	11:51:42.639	1:33.102	61.0
2	11:53:12.011	1:29.372	60.8
3	11:54:40.087	1:28.076	62.3
4	11:56:08.486	1:28.399	60.9
5	11:57:37.048	1:28.562	61.7
6	11:59:05.596	1:28.548	61.3
7	12:00:34.050	1:28.454	61.4
8	12:02:02.564	1:28.514	61.6
9	12:03:31.255	1:28.691	61.4
10	12:04:59.913	1:28.658	62.2
11	12:06:28.619	1:28.706	60.8

(89) Jason O'CONNELL			
1	11:51:41.862	1:33.406	60.0
2	11:53:10.794	1:28.932	60.2
3	11:54:39.553	1:28.759	60.6
4	11:56:08.204	1:28.651	60.4
5	11:57:37.543	1:29.339	61.5
6	11:59:06.523	1:28.980	60.2
7	12:00:35.510	1:28.987	60.4
8	12:02:04.208	1:28.698	60.5
9	12:03:32.986	1:28.778	60.3
10	12:05:01.395	1:28.409	59.7
11	12:06:30.377	1:28.982	60.8

(99) William KELLETT			
1	11:51:42.375	1:33.295	60.0
2	11:53:11.573	1:29.198	60.2
3	11:54:40.415	1:28.842	61.1
4	11:56:09.201	1:28.786	61.3
5	11:57:38.479	1:29.278	60.9
6	11:59:06.959	1:28.480	58.7
7	12:00:35.929	1:28.970	60.2
8	12:02:04.608	1:28.679	60.4
9	12:03:33.326	1:28.718	60.5
10	12:05:01.823	1:28.497	60.3
11	12:06:30.832	1:29.009	60.7

(12) Sean McGOVERN			
1	11:51:41.311	1:33.073	61.7
2	11:53:11.092	1:29.781	62.7
3	11:54:39.812	1:28.720	62.5
4	11:56:08.868	1:29.056	62.4
5	11:57:37.970	1:29.102	62.3
6	11:59:06.994	1:29.024	58.4
7	12:00:36.204	1:29.210	62.5
8	12:02:04.841	1:28.637	62.1
9	12:03:33.581	1:28.740	62.3
10	12:05:02.116	1:28.535	62.8
11	12:06:31.271	1:29.155	60.9

(13) Andy KAVANAGH			
1	11:51:43.773	1:33.731	62.3
2	11:53:13.965	1:30.192	61.6
3	11:54:43.289	1:29.324	61.5
4	11:56:12.728	1:29.439	61.5
5	11:57:44.167	1:31.439	61.9
6	11:59:13.542	1:29.375	61.8
7	12:00:43.594	1:30.052	61.9
8	12:02:13.483	1:29.889	61.9
9	12:03:43.102	1:29.619	61.5
10	12:05:12.923	1:29.821	61.6
11	12:06:44.493	1:31.570	61.4

(3) Michael KEHOE			
1	11:51:42.944	1:35.252	61.6
2	11:53:12.721	1:29.777	60.7
3	11:54:42.239	1:29.518	61.1
4	11:56:12.972	1:30.733	61.1
5	11:57:43.556	1:30.584	60.8
6	11:59:13.050	1:29.494	61.6
7	12:00:43.109	1:30.059	60.6
8	12:02:13.793	1:30.684	61.6
9	12:03:43.469	1:29.676	61.3
10	12:05:13.282	1:29.813	61.2
11	12:06:44.733	1:31.451	60.1

(201) Paul TWOMEY			
1	11:51:44.470	1:34.432	61.8
2	11:53:15.691	1:31.221	60.8
3	11:54:45.284	1:29.593	60.5
4	11:56:16.259	1:30.975	60.7
5	11:57:45.674	1:29.415	60.0
6	11:59:14.755	1:29.081	61.9
7	12:00:44.443	1:29.688	61.5
8	12:02:14.815	1:30.372	60.7
9	12:03:44.986	1:30.171	59.6
10	12:05:14.981	1:29.995	60.9
11	12:06:45.255	1:30.274	60.3

(22) Peter BARRABLE			
1	11:51:43.496	1:35.259	60.8
2	11:53:13.736	1:30.240	59.1
3	11:54:43.627	1:29.891	60.6
4	11:56:13.410	1:29.783	61.1
5	11:57:44.489	1:31.079	61.1
6	11:59:13.764	1:29.275	61.9
7	12:00:43.776	1:30.012	61.0
8	12:02:14.217	1:30.441	61.0
9	12:03:43.842	1:29.625	61.3
10	12:05:13.805	1:29.963	60.5
11	12:06:45.747	1:31.942	59.6

(65) Samuel DOYLE			
1	11:51:44.210	1:33.569	62.3
2	11:53:14.447	1:30.237	62.4
3	11:54:44.575	1:30.128	62.1
4	11:56:14.283	1:29.708	62.4
5	11:57:44.774	1:30.491	62.4
6	11:59:14.310	1:29.536	62.8
7	12:00:44.070	1:29.760	62.5
8	12:02:14.519	1:30.449	61.9
9	12:03:45.415	1:30.896	58.5
10	12:05:15.789	1:30.374	61.6
11	12:06:46.149	1:30.360	59.5

(973) Toby McGUIRE			
1	11:51:44.810	1:34.126	61.3
2	11:53:14.652	1:29.842	60.9
3	11:54:45.136	1:30.484	59.9
4	11:56:16.739	1:31.603	58.9
5	11:57:46.809	1:30.070	60.2
6	11:59:17.198	1:30.389	60.0
7	12:00:47.990	1:30.792	60.7
8	12:02:18.517	1:30.527	60.2
9	12:03:49.480	1:30.963	59.4
10	12:05:20.402	1:30.922	61.0
11	12:06:51.846	1:31.444	56.7

(47) Adam O'MAHONY			
---------------------------	--	--	--

1	11:51:46.043	1:34.790	60.0
2	11:53:17.285	1:31.242	59.2
3	11:54:48.270	1:30.985	59.8
4	11:56:18.954	1:30.684	59.8
5	11:57:49.877	1:30.923	60.1
6	11:59:20.786	1:30.909	60.0
7	12:00:51.818	1:31.032	60.2
8	12:02:22.630	1:30.812	60.5
9	12:03:53.541	1:30.911	60.1
10	12:05:24.506	1:30.965	59.9
11	12:06:55.989	1:31.483	59.9

(71) Sean PURCELL			
1	11:51:47.247	1:35.083	60.7
2	11:53:18.839	1:31.592	59.8
3	11:54:49.686	1:30.847	59.8
4	11:56:20.837	1:31.151	60.2
5	11:57:52.257	1:31.420	59.5
6	11:59:23.111	1:30.854	59.4
7	12:00:54.324	1:31.213	59.2
8	12:02:25.543	1:31.219	58.4
9	12:03:56.887	1:31.344	58.1
10	12:05:27.953	1:31.066	58.0
11	12:06:59.427	1:31.474	58.8

(53) Mark DALY			
1	11:51:46.582	1:35.317	59.3
2	11:53:18.018	1:31.436	58.7
3	11:54:48.891	1:30.873	58.7
4	11:56:20.280	1:31.389	58.7
5	11:57:51.281	1:31.001	58.8
6	11:59:22.375	1:31.094	58.6
7	12:00:53.684	1:31.309	58.7
8	12:02:25.963	1:32.279	57.0
9	12:03:57.243	1:31.280	58.8
10	12:05:28.630	1:31.387	56.8
11	12:06:59.944	1:31.314	57.8

(56) Liv CORCORAN			
1	11:51:51.292	1:39.378	55.6
2	11:53:28.061	1:36.769	55.2
3	11:55:04.597	1:36.536	56.5
4	11:56:40.585	1:35.988	56.0
5	11:58:15.759	1:35.174	56.0
6	11:59:51.283	1:35.524	56.8
7	12:01:26.685	1:35.402	56.6
8	12:03:01.736	1:35.051	55.7
9	12:04:37.759	1:36.023	46.7

Clerk of the Course

Sig : Time :
 Chief Timekeeper : Ian Sharp (SMART Timing)
 Results available at www.smart-timing.co.uk and www.speedhive.com
 Printed: 04/08/2024 12:08:54

Orbits





Bulletin No. _____

SMRC/ICCR Anglesey race meeting

Lapchart

Siltex Safety Fiesta Zetec Championship

Anglesey Coastal 1.550 miles

Race 15 - 2nd Race

04/08/2024 12:00

Race (15:00 Time) started at 11:50:06

Competitors	Laps											
	0	1	2	3	4	5	6	7	8	9	10	11
Michael KEHOE (3)	1	3	12	89	89	89	2	2	2	2	2	2
Peter BARRABLE (22)	2	22	89	12	12	2	89	89	89	89	89	89
Sean McGOVERN (12)	3	12	99	99	2	12	12	99	99	99	99	99
Jason O'CONNELL (89)	4	89	2	2	99	99	99	12	12	12	12	12
William KELLETT (99)	5	99	3	3	3	13	3	3	3	13	13	13
David MAGUIRE (2)	6	2	22	22	13	3	13	13	13	3	3	3
Paul TWOMEY (201)	7	201	13	13	22	22	22	22	22	22	22	201
Andy KAVANAGH (13)	8	13	65	65	65	65	65	65	65	65	201	201
Samuel DOYLE (65)	9	65	201	973	973	201	201	201	201	201	65	65
Toby McGUIRE (973)	10	973	973	201	201	973	973	973	973	973	973	973
Adam O'MAHONY (47)	11	47	47	47	47	47	47	47	47	47	47	47
Mark DALY (53)	12	53	53	53	53	53	53	53	53	71	71	71
Liv CORCORAN (56)	13	56	71	71	71	71	71	71	71	53	53	53
Sean PURCELL (71)	14	71	56	56	56	56	56	56	56	56	56	56

Clerk of the Course

Orbits

Sig : Time :
 Chief Timekeeper : Ian Sharp (SMART Timing)
 Results available at www.smart-timing.co.uk and www.speedhive.com
 Printed: 04/08/2024 12:09:04



SMRC/ICCR Anglesey race meeting
Sorted on Laps
Patch Tyre Equipment Junior Mini Challenge
Anglesey Coastal 1.550 miles
Race 16 - 2nd Race
04/08/2024 13:00
Race (15:00 Time) started at 13:03:59

Pos	No.	Name	Make/Model	CC	Class	Laps	Total Tm	Diff	Best Tm	In Lap	2nd Best
1	401	Joshua HENRY	Mini Cooper	1600	IJM	11	15:53.244		1:25.773	2	1:26.013
2	7	Jack FILDES	Mini Cooper	1600	IJM	11	15:53.471	0.227	1:25.189	9	1:25.316
3	6	Logan HOEY	Mini Cooper	1600	IJM	11	15:53.869	0.625	1:25.399	9	1:25.463
4	25	Holly DUNION	Mini Cooper	1600	IJM	11	15:55.992	2.748	1:25.707	10	1:25.761
5	22	T J TAFFE	Mini Cooper	1600	IJM	11	15:56.978	3.734	1:25.925	7	1:25.950
6	14	Daithi KENNEDY	Mini Cooper	1600	IJM	11	15:59.367	6.123	1:25.881	11	1:25.911
7	23	Leo RICHARDSON	Mini Cooper	1600	IJM	11	16:00.256	7.012	1:25.699	2	1:25.842
8	80	Harry DOWLING	Mini Cooper	1600	IJM	11	16:24.648	31.404	1:27.208	11	1:27.962
9	299	Leah McMANUS	Mini Cooper	1600	IJM	11	16:25.619	32.375	1:27.488	11	1:27.877

Not classified

DNF	45	Martin FINNEGAN	Mini Cooper	1600	IJM	6	8:59.300	DNF	1:27.655	2	1:28.041
DNS	33	Lucca MULLINS	Mini Cooper	1600	IJM			DNS		0	

Announcements

Car No.23 - Racetime includes 5 second time penalty - Exceeding track limits

Margin of Victory	Avg. Speed	Best Lap Tm	Best Speed	Best Lap by
0.227	64.391	1:25.189	65.501	7 - Jack FILDES

Clerk of the Course
Orbits

Sig : Time :
 Chief Timekeeper : Ian Sharp (SMART Timing)
 Results available at www.smart-timing.co.uk and www.speedhive.com

Printed: 04/08/2024 13:21:06



Bulletin No. _____

SMRC/ICCR Anglesey race meeting

Patch Tyre Equipment Junior Mini Challenge

Anglesey Coastal 1.550 miles

Race 16 - 2nd Race

04/08/2024 13:00

Race (15:00 Time) started at 13:03:59

Lap	Time of Day	Lap Tm	SFSpd
(401) Joshua HENRY			
1	13:05:30.588	1:29.148	62.7
2	13:06:56.361	1:25.773	63.2
3	13:08:22.450	1:26.089	64.2
4	13:09:49.121	1:26.671	63.4
5	13:11:15.205	1:26.084	64.0
6	13:12:41.536	1:26.331	63.5
7	13:14:08.194	1:26.658	65.0
8	13:15:34.207	1:26.013	62.7
9	13:17:00.566	1:26.359	64.0
10	13:18:26.666	1:26.100	63.0
11	13:19:53.038	1:26.372	62.2

Lap	Time of Day	Lap Tm	SFSpd
(7) Jack FILDES			
1	13:05:33.355	1:31.204	65.0
2	13:06:59.879	1:26.524	65.2
3	13:08:25.613	1:25.734	65.5
4	13:09:51.251	1:25.638	65.2
5	13:11:17.367	1:26.116	63.9
6	13:12:44.227	1:26.860	65.4
7	13:14:10.009	1:25.782	64.6
8	13:15:36.820	1:26.811	64.5
9	13:17:02.009	1:25.189	64.5
10	13:18:27.325	1:25.316	64.0
11	13:19:53.265	1:25.940	63.6

Lap	Time of Day	Lap Tm	SFSpd
(6) Logan HOEY			
1	13:05:31.362	1:31.131	64.2
2	13:06:57.137	1:25.775	63.9
3	13:08:23.302	1:26.165	64.3
4	13:09:49.572	1:26.270	63.5
5	13:11:17.027	1:27.455	61.6
6	13:12:43.595	1:26.568	64.2
7	13:14:09.497	1:25.902	63.1
8	13:15:36.212	1:26.715	63.1
9	13:17:01.611	1:25.399	63.9
10	13:18:27.074	1:25.463	63.1
11	13:19:53.663	1:26.589	64.0

Lap	Time of Day	Lap Tm	SFSpd
(25) Holly DUNION			
1	13:05:31.680	1:30.349	65.0
2	13:06:57.540	1:25.860	63.9
3	13:08:23.794	1:26.254	64.2
4	13:09:50.204	1:26.410	65.3
5	13:11:17.160	1:26.956	62.0
6	13:12:43.877	1:26.717	64.3
7	13:14:09.767	1:25.890	63.3
8	13:15:37.343	1:27.576	63.1
9	13:17:04.318	1:26.975	62.7
10	13:18:30.025	1:25.707	62.9
11	13:19:55.786	1:25.761	63.0

Lap	Time of Day	Lap Tm	SFSpd
(22) T J TAFFE			
1	13:05:33.110	1:30.746	64.8
2	13:07:00.295	1:27.185	64.5
3	13:08:26.319	1:26.024	65.2
4	13:09:52.393	1:26.074	64.7
5	13:11:18.563	1:26.170	64.7
6	13:12:44.926	1:26.363	64.7
7	13:14:10.851	1:25.925	64.8
8	13:15:37.625	1:26.774	65.0
9	13:17:04.739	1:27.114	64.8
10	13:18:30.822	1:26.083	64.8
11	13:19:56.772	1:25.950	64.6

Lap	Time of Day	Lap Tm	SFSpd
(14) Daithi KENNEDY			
1	13:05:35.795	1:32.847	63.1
2	13:07:02.156	1:26.361	65.1
3	13:08:28.282	1:26.126	65.6
4	13:09:55.113	1:26.831	64.5
5	13:11:21.403	1:26.290	63.4
6	13:12:48.076	1:26.673	63.5
7	13:14:14.454	1:26.378	64.8
8	13:15:40.770	1:26.316	63.2
9	13:17:07.369	1:26.599	64.8
10	13:18:33.280	1:25.911	65.3
11	13:19:59.161	1:25.881	64.0

Lap	Time of Day	Lap Tm	SFSpd
(23) Leo RICHARDSON			
1	13:05:30.871	1:30.907	65.9
2	13:06:56.570	1:25.699	65.5
3	13:08:22.627	1:26.057	65.5
4	13:09:49.843	1:27.216	66.2
5	13:11:16.077	1:26.234	65.5
6	13:12:42.025	1:25.948	65.3
7	13:14:09.334	1:27.309	63.0
8	13:15:37.044	1:27.710	65.0
9	13:17:02.886	1:25.842	64.3
10	13:18:28.946	1:26.060	65.7
11	13:19:55.050	1:26.104	64.3

Lap	Time of Day	Lap Tm	SFSpd
(80) Harry DOWLING			
1	13:05:37.212	1:33.499	62.7
2	13:07:05.197	1:27.985	63.7
3	13:08:33.251	1:28.054	64.0
4	13:10:01.213	1:27.962	63.8
5	13:11:30.924	1:29.711	64.2
6	13:12:59.998	1:29.074	62.7
7	13:14:30.265	1:30.267	55.4
8	13:15:59.450	1:29.185	63.7
9	13:17:27.956	1:28.506	64.3
10	13:18:57.234	1:29.278	63.6
11	13:20:24.442	1:27.208	63.6

Lap	Time of Day	Lap Tm	SFSpd
(299) Leah McMANUS			
1	13:05:37.882	1:33.880	63.5
2	13:07:05.823	1:27.941	62.8
3	13:08:35.634	1:29.811	60.1
4	13:10:03.590	1:27.956	61.6
5	13:11:31.467	1:27.877	62.8
6	13:13:00.516	1:29.049	63.7
7	13:14:29.493	1:28.977	60.0
8	13:15:58.942	1:29.449	61.0
9	13:17:27.420	1:28.478	63.6
10	13:18:57.925	1:30.505	61.3
11	13:20:25.413	1:27.488	62.5

Lap	Time of Day	Lap Tm	SFSpd
(45) Martin FINNEGAN			
1	13:05:36.628	1:33.689	60.3
2	13:07:04.283	1:27.655	62.5
3	13:08:32.535	1:28.252	63.5
4	13:10:00.576	1:28.041	60.7
5	13:11:30.367	1:29.791	61.5
6	13:12:59.094	1:28.727	61.0

Clerk of the Course

Sig : Time :
Chief Timekeeper : Ian Sharp (SMART Timing)
Results available at www.smart-timing.co.uk and www.speedhive.com

Printed: 04/08/2024 13:21:28



Orbits



Bulletin No. _____

SMRC/ICCR Anglesey race meeting

Lapchart

Patch Tyre Equipment Junior Mini Challenge

Anglesey Coastal 1.550 miles

Race 16 - 2nd Race

04/08/2024 13:00

Race (15:00 Time) started at 13:03:59

Competitors	Laps												
	0	1	2	3	4	5	6	7	8	9	10	11	
Leo RICHARDSON (23)	1	23	401	401	401	401	401	401	401	401	401	401	401
Logan HOEY (6)	2	6	23	23	23	6	23	23	23	6	6	6	7
Holly DUNION (25)	3	25	6	6	6	23	6	6	6	7	7	7	6
Joshua HENRY (401)	4	401	25	25	25	25	25	25	25	23	23	23	23
Jack FILDES (7)	5	7	22	7	7	7	7	7	7	25	25	25	25
T J TAFFE (22)	6	22	7	22	22	22	22	22	22	22	22	22	22
Martin FINNEGAN (45)	7	45	14	14	14	14	14	14	14	14	14	14	14
Daihi KENNEDY (14)	8	14	45	45	45	45	45	45	299	299	299	80	80
Harry DOWLING (80)	9	80	80	80	80	80	80	80	80	80	80	299	299
Leah McMANUS (299)	10	299	299	299	299	299	299	299					
-	11												

Clerk of the Course

Sig : Time :
Chief Timekeeper : Ian Sharp (SMART Timing)
Results available at www.smart-timing.co.uk and www.speedhive.com
Printed: 04/08/2024 13:22:03

Orbits



SMRC/ICCR Anglesey race meeting
Sorted on Laps
MGCC Cockshoot Cup
Anglesey Coastal 1.550 miles
Race 17 - 2nd Race
04/08/2024 13:30
Race (20:00 Time) started at 13:28:01

Pos	No.	Name	Make/Model	CC	Class	Laps	Total Tm	Diff	Best Tm	In Lap	2nd Best
1	1	David MORRISON	MG Midget	1380	C	12	21:02.212		1:19.545	2	1:19.600
2	69	Peter BRAMBLE	MGB		I	12	21:02.895	0.683	1:22.000	4	1:22.131
3	14	Leon WIGNALL	MG ZR170		A	12	21:05.380	3.168	1:23.835	7	1:24.048
4	44	Mark BELLAMY	MG ZR170		A	12	21:06.813	4.601	1:24.711	7	1:25.144
5	7	Karl GREEN	MGF Cup Car		C	12	21:07.814	5.602	1:25.152	7	1:26.156
6	11	Michael ASHCROFT	MG ZR190		C	12	21:09.016	6.804	1:26.784	5	1:26.861
7	82	Helen WADDINGTON	MG ZR170		A	12	21:09.922	7.710	1:26.045	5	1:26.287
8	58	Gareth JONES	MGF		F	12	21:10.471	8.259	1:25.852	5	1:26.638
9	64	Martin RICHARDSON	MGB		B	12	21:11.590	9.378	1:26.689	6	1:26.793

Not classified

DNF	24	Andrew WALSH	MG TF		F	7	10:06.610	DNF	1:25.168	5	1:25.312
DNF	4	Keith EGAR	MG Midget	1380	C			DNF		0	
DNS	73	Lloyd TREDELL	MGF Cup Car		C			DNS		0	
DNS	52	Carl CHADWICK	MG Midget		B			DNS		0	

Margin of Victory	Avg. Speed	Best Lap Tm	Best Speed	Best Lap by
0.683	53.050	1:19.545	70.149	1 - David MORRISON

Clerk of the Course
Orbits

Sig : Time :
 Chief Timekeeper : Ian Sharp (SMART Timing)
 Results available at www.smart-timing.co.uk and www.speedhive.com


RACE WITH RESPECT



SMRC/ICCR Anglesey race meeting

MGCC Cockshoot Cup

Anglesey Coastal 1.550 miles

Race 17 - 2nd Race

04/08/2024 13:30

Race (20:00 Time) started at 13:28:01

Lap	Time of Day	Lap Tm	SFSpd
(1) David MORRISON			
1	13:29:25.664	1:23.947	70.2
2	13:30:45.209	1:19.545	70.9
3	13:32:04.809	1:19.600	72.1
4	13:33:24.796	1:19.987	71.1
5	13:34:45.381	1:20.585	71.2
6	13:36:05.448	1:20.067	71.0
7	13:37:26.574	1:21.126	71.2
8	13:38:47.387	1:20.813	70.0
9	13:41:42.123	2:54.736	33.7
10	13:44:21.460	2:39.337	37.6
11	13:46:44.956	2:23.496	40.2
12	13:49:03.601	2:18.645	69.4

(69) Peter BRAMBLE			
1	13:29:29.227	1:27.043	70.3
2	13:30:51.499	1:22.272	65.7
3	13:32:14.060	1:22.561	71.5
4	13:33:36.060	1:22.000	69.5
5	13:34:58.191	1:22.131	70.5
6	13:36:20.423	1:22.232	69.8
7	13:37:43.645	1:23.222	70.1
8	13:39:07.951	1:24.306	66.1
9	13:41:43.367	2:35.416	31.8
10	13:44:22.235	2:38.868	37.0
11	13:46:45.705	2:23.470	38.2
12	13:49:04.284	2:18.579	65.8

(14) Leon WIGNALL			
1	13:29:31.871	1:28.350	67.0
2	13:30:56.841	1:24.970	68.3
3	13:32:20.889	1:24.048	68.1
4	13:33:44.994	1:24.105	67.9
5	13:35:09.385	1:24.391	67.2
6	13:36:33.713	1:24.328	68.3
7	13:37:57.548	1:23.835	68.6
8	13:39:22.584	1:25.036	65.3
9	13:41:44.372	2:21.788	33.0
10	13:44:23.240	2:38.868	34.1
11	13:46:46.558	2:23.318	41.1
12	13:49:06.769	2:20.211	63.6

(44) Mark BELLAMY			
1	13:29:37.125	1:33.416	63.1
2	13:31:04.728	1:27.603	65.0
3	13:32:30.610	1:25.882	66.1
4	13:33:56.103	1:25.493	61.8
5	13:35:23.349	1:27.246	66.7
6	13:36:48.493	1:25.144	65.1
7	13:38:13.204	1:24.711	64.7
8	13:39:43.560	1:30.356	60.1
9	13:41:45.622	2:02.062	30.3
10	13:44:24.155	2:38.533	33.7
11	13:46:47.413	2:23.258	40.5
12	13:49:08.202	2:20.789	62.6

(7) Karl GREEN			
1	13:29:36.309	1:32.094	72.0
2	13:31:02.465	1:26.156	72.2
3	13:32:28.962	1:26.497	71.8
4	13:33:55.439	1:26.477	70.8
5	13:35:22.785	1:27.346	73.0
6	13:36:49.646	1:26.861	70.6
7	13:38:14.798	1:25.152	71.1
8	13:39:44.724	1:29.926	60.8

9	13:41:46.593	2:01.869	29.9
10	13:44:25.015	2:38.422	33.1
11	13:46:48.188	2:23.173	40.1
12	13:49:09.203	2:21.015	69.6

(11) Michael ASHCROFT			
1	13:29:37.282	1:32.359	68.1
2	13:31:04.143	1:26.861	69.3
3	13:32:31.901	1:27.758	68.6
4	13:33:58.917	1:27.016	67.5
5	13:35:25.701	1:26.784	67.9
6	13:36:52.867	1:27.166	69.0
7	13:38:20.071	1:27.204	69.5
8	13:39:56.665	1:36.594	58.2
9	13:41:47.890	1:51.225	27.4
10	13:44:26.588	2:38.698	38.4
11	13:46:49.682	2:23.094	44.1
12	13:49:10.405	2:20.723	60.3

(82) Helen WADDINGTON			
1	13:29:38.737	1:32.077	67.4
2	13:31:07.587	1:28.850	66.8
3	13:32:34.781	1:27.194	66.2
4	13:34:01.173	1:26.392	67.9
5	13:35:27.218	1:26.045	67.7
6	13:36:53.672	1:26.454	67.2
7	13:38:19.959	1:26.287	64.9
8	13:39:57.873	1:37.914	60.4
9	13:41:49.137	1:51.264	29.6
10	13:44:27.804	2:38.667	41.0
11	13:46:50.626	2:22.822	45.6
12	13:49:11.311	2:20.685	64.0

(58) Gareth JONES			
1	13:29:37.828	1:33.017	65.5
2	13:31:06.851	1:29.023	65.7
3	13:32:35.562	1:28.711	65.6
4	13:34:02.215	1:26.653	65.0
5	13:35:28.067	1:25.852	63.4
6	13:36:55.142	1:27.075	55.5
7	13:38:21.780	1:26.638	62.7
8	13:39:58.654	1:36.874	60.6
9	13:41:50.159	1:51.505	28.0
10	13:44:28.889	2:38.730	40.4
11	13:46:51.599	2:22.710	43.0
12	13:49:11.860	2:20.261	66.0

(64) Martin RICHARDSON			
1	13:29:40.072	1:34.659	67.3
2	13:31:08.591	1:28.519	66.7
3	13:32:36.554	1:27.963	67.0
4	13:34:03.568	1:27.014	67.9
5	13:35:31.221	1:27.653	68.5
6	13:36:57.910	1:26.689	68.1
7	13:38:24.703	1:26.793	68.5
8	13:40:00.207	1:35.504	61.7
9	13:41:51.907	1:51.700	28.3
10	13:44:29.791	2:37.884	40.7
11	13:46:52.393	2:22.602	42.5
12	13:49:12.979	2:20.586	65.3

(24) Andrew WALSH			
1	13:29:34.751	1:30.167	65.3
2	13:31:00.063	1:25.312	66.2
3	13:32:25.971	1:25.908	66.6
4	13:33:51.613	1:25.642	66.4

Clerk of the Course

Sig : Time :
 Chief Timekeeper : Ian Sharp (SMART Timing)
 Results available at www.smart-timing.co.uk and www.speedhive.com

Printed: 04/08/2024 13:50:27

Orbits





Bulletin No. _____

SMRC/ICCR Anglesey race meeting

Lapchart

MGCC Cockshoot Cup

Anglesey Coastal 1.550 miles

Race 17 - 2nd Race

04/08/2024 13:30

Race (20:00 Time) started at 13:28:01

Competitors	Laps												
	0	1	2	3	4	5	6	7	8	9	10	11	12
David MORRISON (1)	1	1	1	1	1	1	1	1	1	1	1	1	1
Peter BRAMBLE (69)	2	69	69	69	69	69	69	69	69	69	69	69	69
Leon WIGNALL (14)	3	14	14	14	14	14	14	14	14	14	14	14	14
Mark BELLAMY (44)	4	44	24	24	24	24	24	24	44	44	44	44	44
Karl GREEN (7)	5	7	7	7	7	7	44	44	7	7	7	7	7
Andrew WALSH (24)	6	24	44	11	44	44	44	7	7	11	11	11	11
Gareth JONES (58)	7	58	11	44	11	11	11	11	82	82	82	82	82
Michael ASHCROFT (11)	8	11	58	58	82	82	82	82	11	58	58	58	58
Martin RICHARDSON (64)	9	64	82	82	58	58	58	58	64	64	64	64	64
Helen WADDINGTON (82)	10	82	64	64	64	64	64	64	64				
-	11												
-	12												
-	13												

Clerk of the Course

Sig : Time :
Chief Timekeeper : Ian Sharp (SMART Timing)
Results available at www.smart-timing.co.uk and www.speedhive.com
Printed: 04/08/2024 13:50:43

Orbits



SMRC/ICCR Anglesey race meeting
Sorted on Laps
Bill Griffin Motors Irish Strykers Championship
Anglesey Coastal 1.550 miles
Race 18 - 2nd Race
04/08/2024 14:05
Race (15:00 Time) started at 13:54:48

Pos	No.	Name	Make/Model	CC	Class	Laps	Total Tm	Diff	Best Tm	In Lap	2nd Best
1	1	Michael CULLEN	Stryker	1800	IST	12	15:40.005		1:16.481	5	1:16.623
2	22	Victor CULLEN	Stryker	1800	IST	12	15:40.235	0.230	1:17.076	12	1:17.359
3	66	Niall McFADDEN	Raw Stryker	1800	IST	12	16:08.013	28.008	1:18.893	7	1:19.336
4	8	Roger WELARATNE	Raw Stryker	1800	IST	12	16:08.380	28.375	1:19.763	2	1:19.806
5	4	Dominic RYAN	Stryker	1800	IST	12	16:09.032	29.027	1:19.265	2	1:19.720
6	5	Des MEEHAN	Stryker	1800	IST	12	16:09.517	29.512	1:19.089	3	1:19.241
7	50	Pat BERGIN	Sylva Stryker	1800	IST	12	16:30.475	50.470	1:20.115	9	1:20.143
Not classified											
DNF	98	Andrew D'ALTON	Stryker	1800	IST	6	8:11.440	DNF	1:18.683	2	1:18.801
DNF	83	Darragh EVANS	Stryker	1800	IST	4	5:40.659	DNF	1:21.937	3	1:22.106

Announcements

New Track Record (1:16.481) for Irish Strykers by Michael CULLEN.

Margin of Victory	Avg. Speed	Best Lap Tm	Best Speed	Best Lap by
0.230	71.234	1:16.481	72.959	1 - Michael CULLEN

Clerk of the Course
Orbits

Sig : Time :
 Chief Timekeeper : Ian Sharp (SMART Timing)
 Results available at www.smart-timing.co.uk and www.speedhive.com





SMRC/ICCR Anglesey race meeting

Bill Griffin Motors Irish Strykers Championship

Anglesey Coastal 1.550 miles

Race 18 - 2nd Race

04/08/2024 14:05

Race (15:00 Time) started at 13:54:48

Lap	Time of Day	Lap Tm	SFSpd
(1) Michael CULLEN			
1	13:56:14.108	1:23.056	76.0
2	13:57:32.175	1:18.067	74.4
3	13:58:49.192	1:17.017	75.3
4	14:00:05.815	1:16.623	74.8
5	14:01:22.296	1:16.481	76.5
6	14:02:39.110	1:16.814	74.7
7	14:03:57.103	1:17.993	76.7
8	14:05:15.453	1:18.350	75.2
9	14:06:34.405	1:18.952	75.4
10	14:07:53.512	1:19.107	71.4
11	14:09:11.420	1:17.908	76.6
12	14:10:28.867	1:17.447	72.2

(22) Victor CULLEN			
1	13:56:11.255	1:20.384	75.6
2	13:57:28.650	1:17.395	74.5
3	13:58:46.237	1:17.587	74.5
4	14:00:03.814	1:17.577	76.4
5	14:01:21.173	1:17.359	75.8
6	14:02:38.818	1:17.645	75.2
7	14:03:56.879	1:18.061	74.4
8	14:05:15.332	1:18.453	74.5
9	14:06:34.306	1:18.974	73.5
10	14:07:53.619	1:19.313	72.4
11	14:09:12.021	1:18.402	74.2
12	14:10:29.097	1:17.076	75.1

(66) Niall McFADDEN			
1	13:56:13.916	1:22.248	74.2
2	13:57:33.529	1:19.613	75.4
3	13:58:52.865	1:19.336	74.2
4	14:00:13.009	1:20.144	73.7
5	14:01:32.492	1:19.483	74.1
6	14:02:51.906	1:19.414	74.6
7	14:04:10.799	1:18.893	73.4
8	14:05:31.526	1:20.727	74.0
9	14:06:51.201	1:19.675	70.1
10	14:08:12.878	1:21.677	74.1
11	14:09:34.359	1:21.481	74.3
12	14:10:56.875	1:22.516	74.3

(8) Roger WELARATNE			
1	13:56:13.628	1:23.445	73.2
2	13:57:33.391	1:19.763	72.9
3	13:58:53.804	1:20.413	72.3
4	14:00:13.968	1:20.164	72.7
5	14:01:33.796	1:19.828	73.3
6	14:02:53.602	1:19.806	74.0
7	14:04:13.777	1:20.175	73.0
8	14:05:34.416	1:20.639	73.0
9	14:06:55.352	1:20.936	73.0
10	14:08:15.901	1:20.549	72.6
11	14:09:35.959	1:20.058	72.8
12	14:10:57.242	1:21.283	73.7

(4) Dominic RYAN			
1	13:56:15.226	1:25.557	75.7
2	13:57:34.491	1:19.265	75.8
3	13:58:54.488	1:19.997	75.7
4	14:00:14.388	1:19.900	75.8
5	14:01:34.816	1:20.428	74.2
6	14:02:54.685	1:19.869	75.0
7	14:04:15.208	1:20.523	75.3
8	14:05:35.726	1:20.518	75.2

9	14:06:56.477	1:20.751	75.9
10	14:08:16.399	1:19.922	76.4
11	14:09:36.119	1:19.720	76.6
12	14:10:57.894	1:21.775	74.3

(5) Des MEEHAN			
1	13:56:12.880	1:22.905	75.8
2	13:57:32.608	1:19.728	74.6
3	13:58:51.697	1:19.089	74.5
4	14:00:10.938	1:19.241	76.0
5	14:01:30.725	1:19.787	73.7
6	14:02:50.582	1:19.857	74.0
7	14:04:10.112	1:19.530	74.4
8	14:05:31.039	1:20.927	74.2
9	14:06:50.353	1:19.314	74.3
10	14:08:12.496	1:22.143	74.7
11	14:09:34.732	1:22.236	73.8
12	14:10:58.379	1:23.647	72.8

(50) Pat BERGIN			
1	13:56:29.593	1:37.781	73.8
2	13:57:52.889	1:23.296	75.6
3	13:59:13.563	1:20.674	74.9
4	14:00:33.976	1:20.413	75.7
5	14:01:54.829	1:20.853	74.2
6	14:03:15.768	1:20.939	75.3
7	14:04:35.911	1:20.143	73.0
8	14:05:56.923	1:21.012	74.2
9	14:07:17.038	1:20.115	75.5
10	14:08:37.181	1:20.143	74.6
11	14:09:57.769	1:20.588	72.9
12	14:11:19.337	1:21.568	72.8

(98) Andrew D'ALTON			
1	13:56:24.992	1:34.883	75.9
2	13:57:43.675	1:18.683	72.0
3	13:59:02.754	1:19.079	75.3
4	14:00:22.378	1:19.624	72.9
5	14:01:41.501	1:19.123	74.7
6	14:03:00.302	1:18.801	74.9

(83) Darragh EVANS			
1	13:56:18.002	1:25.107	72.3
2	13:57:40.108	1:22.106	73.2
3	13:59:02.045	1:21.937	71.5
4	14:00:29.521	1:27.476	71.5

Clerk of the Course

Sig : Time :
 Chief Timekeeper : Ian Sharp (SMART Timing)
 Results available at www.smart-timing.co.uk and www.speedhive.com

Printed: 04/08/2024 14:12:05





Bulletin No. _____

SMRC/ICCR Anglesey race meeting

Lapchart

Bill Griffin Motors Irish Strykers Championship

Anglesey Coastal 1.550 miles

Race 18 - 2nd Race

04/08/2024 14:05

Race (15:00 Time) started at 13:54:48



Competitors	Laps													
	0	1	2	3	4	5	6	7	8	9	10	11	12	
Dominic RYAN (4)	1	4	22	22	22	22	22	22	22	22	22	1	1	1
Des MEEHAN (5)	2	5	5	1	1	1	1	1	1	1	1	22	22	22
Andrew D'ALTON (98)	3	98	8	5	5	5	5	5	5	5	5	5	66	66
Roger WELARATNE (8)	4	8	66	8	66	66	66	66	66	66	66	66	5	8
Victor CULLEN (22)	5	22	1	66	8	8	8	8	8	8	8	8	8	4
Michael CULLEN (1)	6	1	4	4	4	4	4	4	4	4	4	4	4	5
Niall McFADDEN (66)	7	66	83	83	83	98	98	98	50	50	50	50	50	50
Pat BERGIN (50)	8	50	98	98	98	83	50	50						
Darragh EVANS (83)	9	83	50	50	50	50								

Clerk of the Course Orbits

Sig : Time :
Chief Timekeeper : Ian Sharp (SMART Timing)
Results available at www.smart-timing.co.uk and www.speedhive.com

Printed: 04/08/2024 14:12:19



SMRC/ICCR Anglesey race meeting
Sorted on Laps
Scottish Mini Cooper & Mini Cooper S Cup
Anglesey Coastal 1.550 miles
Race 19 - 3rd Race
04/08/2024 14:35
Race (15:00 Time) started at 14:20:03

Pos	No.	Name	Make/Model	CC	Class	Laps	Total Tm	Diff	Best Tm	In Lap	2nd Best
1	25	Chad LITTLE	Mini Cooper	1600	SM	11	15:20.049		1:22.869	6	1:22.901
2	22	Jason BALLANTYNE	Mini Cooper	1600	SM	11	15:24.842	4.793	1:23.132	4	1:23.149
3	70	Oly MORTIMER	Mini Cooper	1600	SM	11	15:25.693	5.644	1:22.590	2	1:23.077
4	18	Daniel PATTERSON	Mini Cooper	1600	SM	11	15:25.868	5.819	1:22.266	4	1:22.546
5	65	Jack IRVINE	Mini Cooper	1600	SM	11	15:26.215	6.166	1:23.194	5	1:23.209
6	91	Robbie DALGLEISH	Mini Cooper	1600	SM	11	15:26.884	6.835	1:23.322	4	1:23.383
7	12	Jacob HEAP	Mini Cooper	1600	SMN	11	15:30.058	10.009	1:23.439	8	1:23.528
8	88	Barry HOLMES	Mini Cooper	1600	SM	11	15:36.869	16.820	1:23.679	11	1:23.689
9	52	Michael WILLIAMS	Mini Cooper	1600	SMN	11	15:37.706	17.657	1:23.763	3	1:23.831
10	7	Blair DRYBURGH	Mini Cooper	1600	SMN	11	15:38.968	18.919	1:23.697	6	1:23.812
11	27	Martin WIJETUNGA	Mini Cooper	1600	SMN	11	15:39.798	19.749	1:23.865	5	1:24.013
12	333	Ewan ROBERTSON	Mini Cooper	1600	SM	11	15:49.376	29.327	1:24.340	3	1:24.798
13	80	Ross FOSTER	Mini Cooper	1600	SMN	11	15:50.448	30.399	1:24.427	3	1:24.437
14	5	Jonathan WILD	Mini Cooper	1600	SMN	11	15:56.676	36.627	1:25.557	2	1:25.917
Not classified											
DNF	16	William SMITH	Mini Cooper	1600	SM	8	11:39.545	DNF	1:25.332	2	1:25.689
DNS	33	Jamie KEATES	Mini Cooper	1600	Gue			DNS		0	

Margin of Victory	Avg. Speed	Best Lap Tm	Best Speed	Best Lap by
4.793	66.714	1:22.266	67.829	18 - Daniel PATTERSON

Clerk of the Course
Orbits

Sig : Time :
 Chief Timekeeper : Ian Sharp (SMART Timing)
 Results available at www.smart-timing.co.uk and www.speedhive.com



SMRC/ICCR Anglesey race meeting
Scottish Mini Cooper & Mini Cooper S Cup
Anglesey Coastal 1.550 miles
Race 19 - 3rd Race
04/08/2024 14:35
Race (15:00 Time) started at 14:20:03

Lap	Time of Day	Lap Tm	SFSpd
(25) Chad LITTLE			
1	14:21:32.668	1:27.680	67.1
2	14:22:55.812	1:23.144	67.0
3	14:24:19.357	1:23.545	67.4
4	14:25:42.258	1:22.901	67.3
5	14:27:05.217	1:22.959	67.4
6	14:28:28.086	1:22.869	67.9
7	14:29:51.110	1:23.024	67.0
8	14:31:14.142	1:23.032	67.2
9	14:32:37.173	1:23.031	67.6
10	14:34:00.419	1:23.246	67.8
11	14:35:23.859	1:23.440	67.4

Lap	Time of Day	Lap Tm	SFSpd
(22) Jason BALLANTYNE			
1	14:21:33.138	1:27.165	67.6
2	14:22:56.349	1:23.211	67.8
3	14:24:19.871	1:23.522	67.4
4	14:25:43.003	1:23.132	68.0
5	14:27:06.152	1:23.149	68.1
6	14:28:29.632	1:23.480	67.1
7	14:29:53.404	1:23.772	67.3
8	14:31:17.164	1:23.760	68.1
9	14:32:40.878	1:23.714	67.2
10	14:34:04.655	1:23.777	66.7
11	14:35:28.652	1:23.997	67.2

Lap	Time of Day	Lap Tm	SFSpd
(70) Oly MORTIMER			
1	14:21:34.328	1:27.713	67.0
2	14:22:56.918	1:22.590	67.5
3	14:24:20.501	1:23.583	66.2
4	14:25:43.861	1:23.360	66.6
5	14:27:07.044	1:23.183	67.2
6	14:28:30.121	1:23.077	66.8
7	14:29:53.719	1:23.598	67.0
8	14:31:17.711	1:23.992	67.0
9	14:32:41.420	1:23.709	67.5
10	14:34:04.997	1:23.577	66.3
11	14:35:29.503	1:24.506	65.5

Lap	Time of Day	Lap Tm	SFSpd
(18) Daniel PATTERSON			
1	14:21:36.111	1:30.276	67.5
2	14:22:59.775	1:23.664	67.9
3	14:24:22.321	1:22.546	67.7
4	14:25:44.587	1:22.266	69.0
5	14:27:07.370	1:22.783	67.0
6	14:28:30.670	1:23.300	67.6
7	14:29:54.170	1:23.500	67.9
8	14:31:17.895	1:23.725	67.2
9	14:32:41.712	1:23.817	67.6
10	14:34:05.277	1:23.565	67.1
11	14:35:29.678	1:24.401	66.4

Lap	Time of Day	Lap Tm	SFSpd
(65) Jack IRVINE			
1	14:21:33.425	1:29.054	67.1
2	14:22:56.694	1:23.269	66.9
3	14:24:20.202	1:23.508	66.2
4	14:25:43.411	1:23.209	66.9
5	14:27:06.605	1:23.194	66.8
6	14:28:30.413	1:23.808	66.7
7	14:29:53.967	1:23.554	66.8
8	14:31:18.192	1:24.225	66.7
9	14:32:42.213	1:24.021	66.4
10	14:34:06.253	1:24.040	65.9
11	14:35:30.025	1:23.772	66.3

Lap	Time of Day	Lap Tm	SFSpd
(91) Robbie DALGLEISH			
1	14:21:34.001	1:27.329	67.0
2	14:22:57.495	1:23.494	66.9
3	14:24:20.878	1:23.383	67.1
4	14:25:44.200	1:23.322	67.0
5	14:27:08.172	1:23.972	66.4
6	14:28:31.671	1:23.499	66.8
7	14:29:55.140	1:23.469	66.8
8	14:31:18.735	1:23.595	67.0
9	14:32:42.456	1:23.721	66.7
10	14:34:06.595	1:24.139	66.4
11	14:35:30.694	1:24.099	66.9

Lap	Time of Day	Lap Tm	SFSpd
(12) Jacob HEAP			
1	14:21:35.631	1:28.302	66.0
2	14:23:00.111	1:24.480	66.6
3	14:24:24.134	1:24.023	66.4
4	14:25:48.171	1:24.037	64.7
5	14:27:11.735	1:23.564	65.7
6	14:28:35.318	1:23.583	65.6
7	14:29:59.336	1:24.018	65.7
8	14:31:22.775	1:23.439	66.1
9	14:32:46.303	1:23.528	66.8
10	14:34:10.266	1:23.963	66.3
11	14:35:33.868	1:23.602	65.7

Lap	Time of Day	Lap Tm	SFSpd
(88) Barry HOLMES			
1	14:21:37.641	1:29.334	67.2
2	14:23:02.072	1:24.431	67.2
3	14:24:25.995	1:23.920	67.2
4	14:25:50.266	1:24.271	67.1
5	14:27:14.651	1:24.385	68.1
6	14:28:38.765	1:24.114	66.4
7	14:30:03.190	1:24.425	68.1
8	14:31:27.845	1:24.655	67.7
9	14:32:53.311	1:25.466	66.8
10	14:34:17.000	1:23.689	68.1
11	14:35:40.679	1:23.679	68.1

Lap	Time of Day	Lap Tm	SFSpd
(52) Michael WILLIAMS			
1	14:21:37.906	1:28.558	66.9
2	14:23:02.537	1:24.631	67.2
3	14:24:26.300	1:23.763	67.4
4	14:25:50.676	1:24.376	66.9
5	14:27:14.955	1:24.279	67.3
6	14:28:38.935	1:23.980	67.0
7	14:30:03.569	1:24.634	67.1
8	14:31:28.613	1:25.044	67.5
9	14:32:53.582	1:24.969	66.7
10	14:34:17.685	1:24.103	66.8
11	14:35:41.516	1:23.831	66.2

Lap	Time of Day	Lap Tm	SFSpd
(7) Blair DRYBURGH			
1	14:21:37.294	1:27.915	66.3
2	14:23:01.486	1:24.192	66.8
3	14:24:25.432	1:23.946	66.6
4	14:25:49.431	1:23.999	67.2
5	14:27:13.243	1:23.812	66.4
6	14:28:36.940	1:23.697	66.6
7	14:30:02.193	1:25.253	66.6
8	14:31:28.917	1:26.724	66.6
9	14:32:53.869	1:24.952	66.8
10	14:34:18.571	1:24.702	66.8
11	14:35:42.778	1:24.207	65.6

Lap	Time of Day	Lap Tm	SFSpd
(27) Martin WIJETUNGA			

Lap	Time of Day	Lap Tm	SFSpd
1	14:21:35.011	1:27.148	67.2
2	14:22:59.024	1:24.013	65.7
3	14:24:23.202	1:24.178	67.2
4	14:25:48.379	1:25.177	64.6
5	14:27:12.244	1:23.865	67.0
6	14:28:36.494	1:24.250	65.1
7	14:30:01.614	1:25.120	66.1
8	14:31:27.453	1:25.839	65.8
9	14:32:52.874	1:25.421	65.7
10	14:34:18.175	1:25.301	66.1
11	14:35:43.608	1:25.433	62.7

Lap	Time of Day	Lap Tm	SFSpd
(333) Ewan ROBERTSON			
1	14:21:34.698	1:26.921	66.7
2	14:22:59.553	1:24.855	66.1
3	14:24:23.893	1:24.340	65.7
4	14:25:49.067	1:25.174	61.8
5	14:27:15.739	1:26.672	64.2
6	14:28:43.436	1:27.697	63.0
7	14:30:11.728	1:28.292	66.8
8	14:31:37.718	1:25.990	64.9
9	14:33:02.516	1:24.798	66.4
10	14:34:27.911	1:25.395	66.1
11	14:35:53.186	1:25.275	66.1

Lap	Time of Day	Lap Tm	SFSpd
(80) Ross FOSTER			
1	14:21:36.896	1:28.427	67.0
2	14:23:03.075	1:26.179	67.5
3	14:24:27.502	1:24.427	67.8
4	14:25:52.379	1:24.877	66.8
5	14:27:16.816	1:24.437	66.6
6	14:28:46.078	1:29.262	64.3
7	14:30:11.426	1:25.348	65.7
8	14:31:37.516	1:26.090	64.3
9	14:33:03.259	1:25.743	64.0
10	14:34:28.472	1:25.213	66.1
11	14:35:54.258	1:25.786	66.1

Lap	Time of Day	Lap Tm	SFSpd
(5) Jonathan WILD			
1	14:21:38.827	1:29.172	65.3
2	14:23:04.384	1:25.557	65.2
3	14:24:30.447	1:26.063	64.1
4	14:25:56.513	1:26.066	64.6
5	14:27:22.480	1:25.967	64.1
6	14:28:48.397	1:25.917	63.3
7	14:30:14.461	1:26.064	65.3
8	14:31:40.991	1:26.530	60.9
9	14:33:07.606	1:26.615	63.9
10	14:34:34.077	1:26.471	64.0
11	14:36:00.486	1:26.409	64.3

Lap	Time of Day	Lap Tm	SFSpd
(16) William SMITH			
1	14:21:38.401	1:29.052	66.3
2	14:23:03.733	1:25.332	65.8
3	14:24:29.422	1:25.689	65.3
4	14:25:55.715	1:26.293	65.1
5	14:27:21.788	1:26.073	66.4
6	14:28:47.695	1:25.907	66.2
7	14:30:13.462	1:25.767	65.8
8	14:31:43.355	1:29.893	37.3

Clerk of the Course
Sig : _____ **Time :** _____
Chief Timekeeper : Ian Sharp (SMART Timing)
Results available at www.smart-timing.co.uk and www.speedhive.com
Printed: 04/08/2024 14



Bulletin No. _____

SMRC/ICCR Anglesey race meeting

Lapchart

Scottish Mini Cooper & Mini Cooper S Cup

Anglesey Coastal 1.550 miles

Race 19 - 3rd Race

04/08/2024 14:35

Race (15:00 Time) started at 14:20:03

Competitors	Laps											
	0	1	2	3	4	5	6	7	8	9	10	11
Jack IRVINE (65)	1	65	25	25	25	25	25	25	25	25	25	25
Chad LITTLE (25)	2	25	22	22	22	22	22	22	22	22	22	22
Daniel PATTERSON (18)	3	18	65	65	65	65	70	70	70	70	70	70
Jason BALLANTYNE (22)	4	22	91	70	70	70	65	65	18	18	18	18
Oly MORTIMER (70)	5	70	70	91	91	91	18	18	18	65	65	65
Robbie DALGLEISH (91)	6	91	333	27	18	18	91	91	91	91	91	91
Jacob HEAP (12)	7	12	27	333	27	12	12	12	12	12	12	12
Ewan ROBERTSON (333)	8	333	12	18	333	27	27	27	27	27	88	88
Martin WIJETUNGA (27)	9	27	18	12	12	333	7	7	7	88	88	52
Barry HOLMES (88)	10	88	80	7	7	7	88	88	88	52	52	27
Ross FOSTER (80)	11	80	7	88	88	88	52	52	52	7	7	27
Michael WILLIAMS (52)	12	52	88	52	52	52	333	333	80	80	333	333
William SMITH (16)	13	16	52	80	80	80	80	80	333	333	80	80
Blair DRYBURGH (7)	14	7	16	16	16	16	16	16	5	5	5	5
Jonathan WILD (5)	15	5	5	5	5	5	5	5	5	16		
-	16											

Clerk of the Course

Orbits

Sig : Time :
 Chief Timekeeper : Ian Sharp (SMART Timing)
 Results available at www.smart-timing.co.uk and www.speedhive.com



RACE WITH RESPECT

Printed: 04/08/2024 14:38:30

SMRC/ICCR Anglesey race meeting
Sorted on Laps
Scottish C1 Cup
Anglesey Coastal 1.550 miles
Race 20 - 3rd Race
04/08/2024 15:05
Race (15:00 Time) started at 14:46:49

Pos	No.	Name	Make/Model	CC	Class	Laps	Total Tm	Diff	Best Tm	In Lap	2nd Best
1	51	Murray SCOTT	Citroen C1	1000	C1N	10	15:33.328		1:32.145	9	1:32.166
2	24	Ayden WILSON	Citroen C1	1000	C1	10	15:33.336	0.008	1:32.016	6	1:32.022
3	99	Dan MARTIN	Citroen C1	1000	C1	10	15:33.560	0.232	1:32.010	3	1:32.127
4	598	Daniel KELL	Citroen C1	1000	Gue	10	15:36.801	3.473	1:32.153	3	1:32.603
5	27	James HITCHEN	Citroen C1	1000	C1	10	15:40.007	6.679	1:32.555	4	1:32.711
6	70	Andrew DAVIDSON	Citroen C1	1000	C1	10	15:40.941	7.613	1:32.731	7	1:32.743
7	19	Dale EDWARDS	Citroen C1	1000	C1N	10	15:44.585	11.257	1:33.189	5	1:33.236
8	77	James McCRACKEN	Citroen C1	1000	C1	10	15:48.368	15.040	1:33.561	2	1:33.896
9	6	Kenneth DOCK	Citroen C1	1000	C1	10	15:56.643	23.315	1:34.243	10	1:34.415
10	54	Brayley SHORE	Citroen C1	1000	C1N	10	15:57.861	24.533	1:34.523	5	1:34.544
11	117	Marc NISBET	Citroen C1	1000	C1	10	15:58.793	25.465	1:33.748	3	1:34.416

Margin of Victory
Avg. Speed
Best Lap Tm
Best Speed
Best Lap by

0.008

59.786

1:32.010

60.646

99 - Dan MARTIN

Clerk of the Course
Orbits
Sig :
Time :
Chief Timekeeper : Ian Sharp (SMART Timing)
Results available at www.smart-timing.co.uk and www.speedhive.com
Printed: 04/08/2024 15:08:03



SMRC/ICCR Anglesey race meeting

Scottish C1 Cup

Anglesey Coastal 1.550 miles

Race 20 - 3rd Race

04/08/2024 15:05

Race (15:00 Time) started at 14:46:49

Lap	Time of Day	Lap Tm	SFSpd
(51) Murray SCOTT			
1	14:48:28.857	1:37.376	59.9
2	14:50:01.593	1:32.736	59.3
3	14:51:34.062	1:32.469	59.5
4	14:53:07.062	1:33.000	59.4
5	14:54:39.468	1:32.406	59.2
6	14:56:11.639	1:32.171	59.4
7	14:57:43.805	1:32.166	59.8
8	14:59:16.745	1:32.940	60.0
9	15:00:48.890	1:32.145	59.9
10	15:02:22.728	1:33.838	55.5

Lap	Time of Day	Lap Tm	SFSpd
(24) Ayden WILSON			
1	14:48:30.193	1:37.762	60.5
2	14:50:02.578	1:32.385	59.8
3	14:51:34.600	1:32.022	59.2
4	14:53:06.719	1:32.119	59.7
5	14:54:39.177	1:32.458	58.8
6	14:56:11.193	1:32.016	59.2
7	14:57:43.354	1:32.161	60.0
8	14:59:16.444	1:33.090	59.8
9	15:00:49.593	1:33.149	59.4
10	15:02:22.720	1:33.127	56.1

Lap	Time of Day	Lap Tm	SFSpd
(99) Dan MARTIN			
1	14:48:30.007	1:37.030	59.5
2	14:50:03.161	1:33.154	59.5
3	14:51:35.171	1:32.010	59.4
4	14:53:07.397	1:32.226	59.2
5	14:54:39.798	1:32.401	59.6
6	14:56:11.965	1:32.167	59.7
7	14:57:44.092	1:32.127	59.8
8	14:59:17.059	1:32.967	59.6
9	15:00:49.876	1:32.817	59.3
10	15:02:22.944	1:33.068	55.4

Lap	Time of Day	Lap Tm	SFSpd
(598) Daniel KELL			
1	14:48:30.526	1:38.020	58.8
2	14:50:03.502	1:32.976	59.3
3	14:51:35.655	1:32.153	59.1
4	14:53:08.258	1:32.603	59.1
5	14:54:41.244	1:32.986	59.2
6	14:56:13.994	1:32.750	59.4
7	14:57:46.962	1:32.968	59.4
8	14:59:19.995	1:33.033	59.2
9	15:00:53.138	1:33.143	59.4
10	15:02:26.185	1:33.047	58.8

Lap	Time of Day	Lap Tm	SFSpd
(27) James HITCHEN			
1	14:48:29.522	1:36.642	59.0
2	14:50:02.233	1:32.711	58.8
3	14:51:38.988	1:36.755	59.5
4	14:53:11.543	1:32.555	59.2
5	14:54:44.576	1:33.033	59.5
6	14:56:17.388	1:32.812	59.3
7	14:57:50.401	1:33.013	59.5
8	14:59:23.161	1:32.760	59.5
9	15:00:56.313	1:33.152	59.5
10	15:02:29.391	1:33.078	59.2

Lap	Time of Day	Lap Tm	SFSpd
(70) Andrew DAVIDSON			
1	14:48:29.703	1:38.089	59.5
2	14:50:04.530	1:34.827	60.0
3	14:51:39.274	1:34.744	58.7
4	14:53:12.540	1:33.266	59.1

Lap	Time of Day	Lap Tm	SFSpd
5	14:54:45.283	1:32.743	59.4
6	14:56:18.055	1:32.772	59.1
7	14:57:50.786	1:32.731	59.8
8	14:59:23.751	1:32.965	59.0
9	15:00:56.908	1:33.157	59.2
10	15:02:30.325	1:33.417	58.7

Lap	Time of Day	Lap Tm	SFSpd
(19) Dale EDWARDS			
1	14:48:30.829	1:40.241	58.8
2	14:50:04.065	1:33.236	58.7
3	14:51:38.197	1:34.132	58.9
4	14:53:12.733	1:34.536	58.6
5	14:54:45.922	1:33.189	57.9
6	14:56:19.488	1:33.566	58.9
7	14:57:53.151	1:33.663	58.6
8	14:59:26.518	1:33.367	58.9
9	15:01:00.274	1:33.756	58.4
10	15:02:33.969	1:33.695	57.9

Lap	Time of Day	Lap Tm	SFSpd
(77) James McCracken			
1	14:48:31.702	1:37.823	58.6
2	14:50:05.263	1:33.561	57.7
3	14:51:39.898	1:34.635	58.6
4	14:53:13.821	1:33.923	57.7
5	14:54:47.875	1:34.054	58.6
6	14:56:21.804	1:33.929	58.7
7	14:57:55.700	1:33.896	59.1
8	14:59:29.676	1:33.976	58.9
9	15:01:03.785	1:34.109	58.4
10	15:02:37.752	1:33.967	58.7

Lap	Time of Day	Lap Tm	SFSpd
(6) Kenneth DOCK			
1	14:48:32.050	1:37.840	55.9
2	14:50:07.895	1:35.845	56.8
3	14:51:42.410	1:34.515	58.4
4	14:53:16.825	1:34.415	57.9
5	14:54:51.662	1:34.837	57.8
6	14:56:26.750	1:35.088	57.3
7	14:58:01.437	1:34.687	57.8
8	14:59:37.004	1:35.567	58.0
9	15:01:11.784	1:34.780	58.4
10	15:02:46.027	1:34.243	58.1

Lap	Time of Day	Lap Tm	SFSpd
(54) Brayley SHORE			
1	14:48:32.166	1:38.172	58.3
2	14:50:08.441	1:36.275	58.9
3	14:51:43.660	1:35.219	59.0
4	14:53:18.475	1:34.815	58.1
5	14:54:52.998	1:34.523	57.6
6	14:56:28.028	1:35.030	58.3
7	14:58:02.759	1:34.731	58.4
8	14:59:38.084	1:35.325	58.6
9	15:01:12.701	1:34.617	58.7
10	15:02:47.245	1:34.544	58.9

Lap	Time of Day	Lap Tm	SFSpd
(117) Marc NISBET			
1	14:48:33.335	1:41.855	58.9
2	14:50:07.792	1:34.457	57.0
3	14:51:41.540	1:33.748	58.6
4	14:53:16.324	1:34.784	58.5
5	14:54:51.473	1:35.149	57.8
6	14:56:26.355	1:34.882	57.2
7	14:58:00.771	1:34.416	58.4
8	14:59:37.564	1:36.793	57.5
9	15:01:13.523	1:35.959	58.1
10	15:02:48.177	1:34.654	54.4

Clerk of the Course Orbits

Sig : Time :
 Chief Timekeeper : Ian Sharp (SMART Timing)
 Results available at www.smart-timing.co.uk and www.speedhive.com
 Printed: 04/08/2024 15:08:29





Bulletin No. _____

SMRC/ICCR Anglesey race meeting

Lapchart

Scottish C1 Cup

Anglesey Coastal 1.550 miles

Race 20 - 3rd Race

04/08/2024 15:05

Race (15:00 Time) started at 14:46:49

Competitors	Laps											
	0	1	2	3	4	5	6	7	8	9	10	
Dale EDWARDS (19)	1	19	51	51	51	24	24	24	24	24	51	24
Marc NISBET (117)	2	117	27	27	24	51	51	51	51	51	24	51
Murray SCOTT (51)	3	51	70	24	99	99	99	99	99	99	99	99
Andrew DAVIDSON (70)	4	70	99	99	598	598	598	598	598	598	598	598
Ayden WILSON (24)	5	24	24	598	19	27	27	27	27	27	27	27
Daniel KELL (598)	6	598	598	19	27	70	70	70	70	70	70	70
James HITCHEN (27)	7	27	19	70	70	19	19	19	19	19	19	19
Dan MARTIN (99)	8	99	77	77	77	77	77	77	77	77	77	77
James McCracken (77)	9	77	6	117	117	117	117	117	117	6	6	6
Brayley SHORE (54)	10	54	54	6	6	6	6	6	6	117	54	54
Kenneth DOCK (6)	11	6	117	54	54	54	54	54	54	54	117	117

Clerk of the Course

Orbits

Sig : Time :

Chief Timekeeper : Ian Sharp (SMART Timing)

Results available at www.smart-timing.co.uk and www.speedhive.com

Printed: 04/08/2024 15:08:44





Bulletin No. _____

SMRC/ICCR Anglesey race meeting

Sorted on Laps

Alloy Repair Centre Fiesta ST & Scottish ST Cup

Anglesey Coastal 1.550 miles

Race 21 - 3rd Race

04/08/2024 15:35

Race (15:00 Time) started at 15:08:51

Pos	No.	Name	Make/Model	CC	Class	Laps	Total Tm	Diff	Best Tm	In Lap	2nd Best
1	871	Jensen BELL	Ford Fiesta ST	2000	ST	11	15:20.827		1:22.969	2	1:23.113
2	147	Gerry HENDRY	Ford Fiesta ST	2000	ST	11	15:21.471	0.644	1:23.021	8	1:23.167
3	35	Andrew MACKIE	Ford Fiesta ST	2000	ST	11	15:32.557	11.730	1:23.370	2	1:23.702
4	30	Michael GORDON	Ford Fiesta ST	2000	STN	11	15:56.846	36.019	1:25.617	4	1:25.964
5	32	Daniel FORBES	Ford Fiesta ST	2000	STN	11	16:02.494	41.667	1:26.621	7	1:26.772

Margin of Victory	Avg. Speed	Best Lap Tm	Best Speed	Best Lap by
0.644	66.657	1:22.969	67.254	871 - Jensen BELL

Clerk of the Course

Orbits

Sig : Time :
 Chief Timekeeper : Ian Sharp (SMART Timing)
 Results available at www.smart-timing.co.uk and www.speedhive.com

Printed: 04/08/2024 15:26:14



SMRC/ICCR Anglesey race meeting

Alloy Repair Centre Fiesta ST & Scottish ST Cup

Anglesey Coastal 1.550 miles

Race 21 - 3rd Race

04/08/2024 15:35

Race (15:00 Time) started at 15:08:51

Lap	Time of Day	Lap Tm	SFSpd	Lap	Time of Day	Lap Tm	SFSpd	Lap	Time of Day	Lap Tm	SFSpd
(871) Jensen BELL											
1	15:10:19.161	1:26.400	68.8								
2	15:11:42.130	1:22.969	67.4								
3	15:13:05.675	1:23.545	69.3								
4	15:14:29.198	1:23.523	67.9								
5	15:15:52.877	1:23.679	66.1								
6	15:17:16.304	1:23.427	68.5								
7	15:18:39.480	1:23.176	67.2								
8	15:20:02.632	1:23.152	68.1								
9	15:21:26.102	1:23.470	66.8								
10	15:22:49.215	1:23.113	66.1								
11	15:24:12.662	1:23.447	64.4								
(147) Gerry HENDRY											
1	15:10:18.722	1:25.438	68.3								
2	15:11:41.902	1:23.180	67.3								
3	15:13:05.349	1:23.447	68.2								
4	15:14:28.864	1:23.515	67.9								
5	15:15:52.913	1:24.049	65.0								
6	15:17:16.946	1:24.033	67.9								
7	15:18:40.296	1:23.350	68.3								
8	15:20:03.317	1:23.021	67.0								
9	15:21:26.665	1:23.348	66.4								
10	15:22:49.832	1:23.167	66.1								
11	15:24:13.306	1:23.474	65.2								
(35) Andrew MACKIE											
1	15:10:20.488	1:26.494	66.5								
2	15:11:43.858	1:23.370	66.4								
3	15:13:07.560	1:23.702	66.1								
4	15:14:31.893	1:24.333	67.4								
5	15:15:56.251	1:24.358	65.8								
6	15:17:20.823	1:24.572	67.4								
7	15:18:45.111	1:24.288	65.7								
8	15:20:09.498	1:24.387	68.1								
9	15:21:34.085	1:24.587	67.9								
10	15:22:58.888	1:24.803	65.7								
11	15:24:24.392	1:25.504	67.4								
(30) Michael GORDON											
1	15:10:22.586	1:28.349	67.2								
2	15:11:48.550	1:25.964	66.4								
3	15:13:14.645	1:26.095	67.6								
4	15:14:40.262	1:25.617	65.8								
5	15:16:06.886	1:26.624	65.3								
6	15:17:33.430	1:26.544	68.0								
7	15:18:59.652	1:26.222	67.9								
8	15:20:26.804	1:27.152	66.2								
9	15:21:53.395	1:26.591	66.8								
10	15:23:20.591	1:27.196	65.2								
11	15:24:48.681	1:28.090	65.7								
(32) Daniel FORBES											
1	15:10:23.977	1:29.017	65.2								
2	15:11:51.010	1:27.033	67.2								
3	15:13:17.782	1:26.772	67.2								
4	15:14:44.917	1:27.135	66.5								
5	15:16:11.742	1:26.825	64.9								
6	15:17:38.861	1:27.119	67.6								
7	15:19:05.482	1:26.621	66.6								
8	15:20:32.262	1:26.780	63.8								
9	15:21:59.757	1:27.495	66.1								
10	15:23:26.978	1:27.221	67.0								
11	15:24:54.329	1:27.351	66.6								

Clerk of the Course

Orbits

 Sig : Time :
 Chief Timekeeper : Ian Sharp (SMART Timing)
 Results available at www.smart-timing.co.uk and www.speedhive.com




Bulletin No. _____

SMRC/ICCR Anglesey race meeting

Lapchart

Alloy Repair Centre Fiesta ST & Scottish ST Cup

Anglesey Coastal 1.550 miles

Race 21 - 3rd Race

04/08/2024 15:35

Race (15:00 Time) started at 15:08:51

Competitors	Laps												
	0	1	2	3	4	5	6	7	8	9	10	11	
Jensen BELL (871)	1	871	147	147	147	147	871	871	871	871	871	871	871
Gerry HENDRY (147)	2	147	871	871	871	871	147	147	147	147	147	147	147
Andrew MACKIE (35)	3	35	35	35	35	35	35	35	35	35	35	35	35
Michael GORDON (30)	4	30	30	30	30	30	30	30	30	30	30	30	30
Daniel FORBES (32)	5	32	32	32	32	32	32	32	32	32	32	32	32

Clerk of the Course

Orbits

Sig : Time :

Chief Timekeeper : Ian Sharp (SMART Timing)

Results available at www.smart-timing.co.uk and www.speedhive.com

Printed: 04/08/2024 15:26:49



SMRC/ICCR Anglesey race meeting
Sorted on Laps
DDMC Northern Saloon & Sports Car Championship
Anglesey Coastal 1.550 miles
Race 22 - 2nd Race
04/08/2024 16:05
Race (15:00 and 1 Laps) started at 15:32:47

Pos	No.	Name	Make/Model	CC	Class	Laps	Total Tm	Diff	Best Tm	In Lap	2nd Best
1	2	Matty COBB	VW Beetle	2700	A1	13	16:18.099		1:13.636	5	1:13.990
2	12	Scott HUBEL	Peugeot 205 T16	2000	A2	13	16:40.449	22.350	1:15.918	3	1:16.027
3	65	Ian TOWERS	MK Striker	999	E2	13	16:55.065	36.966	1:17.017	2	1:17.153
4	29	Justin COX	Caterham Sigmax	1600	E1	13	16:56.399	38.300	1:17.302	2	1:17.373
5	18	Damien McKAY	Westfield	999	A2	13	17:12.727	54.628	1:17.324	2	1:17.993
6	89	Daniel KELL	Ford Sierra XR4x4	1993T	B	13	17:23.202	1:05.103	1:18.590	2	1:19.010
7	78	Alex PRENTICE	VW Golf	1984T	B	13	17:28.013	1:09.914	1:19.057	2	1:19.618
8	7	Alan McPHERSON	MK Indy RR	998	E2	13	17:28.178	1:10.079	1:19.077	2	1:19.538
9	15	David COX	VW Golf	2000	B	12	16:20.660	1 Lap	1:19.187	2	1:20.187
10	57	Phil JORDAN	Honda Civic Type R	2000	C	12	16:21.463	1 Lap	1:20.107	6	1:20.145
11	1	Stephen REECE	Lotus Elise S2 111R	1800	C	12	16:22.022	1 Lap	1:20.115	9	1:20.221
12	11	Madeline HUBEL	Peugeot 206	2000	C	12	16:38.463	1 Lap	1:21.448	3	1:21.747
13	9	Ian TOMLINSON	Mazda MX5	1600	M	12	16:49.299	1 Lap	1:22.748	7	1:22.771
14	101	Stewart MIDDLETON	Honda Civic Type R	1998	C	12	17:03.263	1 Lap	1:21.655	2	1:22.007
15	13	James McCANN	Mazda MX5	1600	M	12	17:15.474	1 Lap	1:24.456	7	1:24.638
16	291	Mary BARNARD	Mazda MX5	1600	M	12	17:15.665	1 Lap	1:23.811	7	1:24.664
17	113	Luke WILLIAMSON	VW Golf	1984	C	12	17:16.971	1 Lap	1:24.201	6	1:24.333
18	68	Stephen ROBINSON	Mazda MX5	1600	M	12	17:22.603	1 Lap	1:25.240	10	1:25.285
19	53	Stephen REED	Mazda MX5	1600	M	12	17:30.332	1 Lap	1:24.784	9	1:25.016
20	129	Paul BARNARD	Mazda MX5	1600	M	12	17:39.576	1 Lap	1:26.308	9	1:26.626
21	25	John ARMSTRONG	Porsche 924s	3000	B	11	16:29.260	2 Laps	1:27.530	2	1:27.980
22	75	Jeremy RIVERS-FLETCHER	Mazda MX5	1600	M	11	16:34.667	2 Laps	1:28.021	8	1:28.030
23	10	Paul LIGHTBURN	Mazda MX5	1600	M	11	16:34.992	2 Laps	1:28.005	8	1:28.719
Not classified											
DNF	14	Stevie McNAB	Honda Civic Type R	2400	B	7	9:36.379	DNF	1:19.428	2	1:20.033
DNS	27	Chris SPARKS	Honda Civic Type R	1998	C			DNS		0	

Margin of Victory
Avg. Speed
Best Lap Tm
Best Speed
Best Lap by

22.350

74.164

1:13.636

75.778

2 - Matty COBB

Clerk of the Course
Orbits
Sig : **Time :**
Chief Timekeeper : Ian Sharp (SMART Timing)
Results available at www.smart-timing.co.uk and www.speedhive.com
Printed: 04/08/2024 15:55:51

**motor
sport
UK**
**RACE
WITH
RESPECT**

SMRC/ICCR Anglesey race meeting

DDMC Northern Saloon & Sports Car Championship

Anglesey Coastal 1.550 miles

Race 22 - 2nd Race

04/08/2024 16:05

Race (15:00 and 1 Laps) started at 15:32:47

Lap	Time of Day	Lap Tm	SFSpd	Lap	Time of Day	Lap Tm	SFSpd	Lap	Time of Day	Lap Tm	SFSpd
(2) Matty COBB											
1	15:34:07.679	1:19.220	83.6	5	15:39:23.860	1:18.766	80.6	11	15:47:47.229	1:21.679	78.7
2	15:35:22.872	1:15.193	83.3	6	15:40:43.103	1:19.243	80.4	12	15:49:08.403	1:21.174	78.6
3	15:36:37.735	1:14.863	84.6	7	15:42:02.428	1:19.325	79.5	(57) Phil JORDAN			
4	15:37:52.420	1:14.685	86.3	8	15:43:21.861	1:19.433	79.1	1	15:34:20.230	1:27.234	75.4
5	15:39:06.056	1:13.636	88.2	9	15:44:41.425	1:19.564	78.5	2	15:35:40.758	1:20.528	75.7
6	15:40:22.254	1:16.198	86.4	10	15:46:00.953	1:19.528	78.5	3	15:37:02.189	1:21.431	57.5
7	15:41:36.244	1:13.990	88.1	11	15:47:20.803	1:19.850	79.1	4	15:38:22.679	1:20.490	75.8
8	15:42:50.394	1:14.150	87.4	12	15:48:39.795	1:18.992	79.5	5	15:39:43.022	1:20.343	75.7
9	15:44:04.843	1:14.449	87.3	13	15:50:00.470	1:20.675	76.7	6	15:41:03.129	1:20.107	75.8
10	15:45:19.338	1:14.495	86.7	(89) Daniel KELL				7	15:42:24.678	1:21.549	73.6
11	15:46:34.133	1:14.795	86.9	1	15:34:13.024	1:22.882	74.9	8	15:43:44.823	1:20.145	73.6
12	15:47:49.447	1:15.314	84.2	2	15:35:31.614	1:18.590	75.7	9	15:45:05.203	1:20.380	75.0
13	15:49:05.842	1:16.395	85.9	3	15:36:50.624	1:19.010	75.4	10	15:46:26.190	1:20.987	75.3
(12) Scott HUBEL											
1	15:34:09.336	1:20.164	82.3	4	15:38:09.757	1:19.133	73.7	11	15:47:47.840	1:21.650	74.3
2	15:35:25.751	1:16.415	82.4	5	15:39:29.439	1:19.682	76.3	12	15:49:09.206	1:21.366	75.1
3	15:36:41.669	1:15.918	81.8	6	15:40:49.161	1:19.722	75.5	(1) Stephen REECE			
4	15:37:58.466	1:16.797	81.7	7	15:42:08.957	1:19.796	73.8	1	15:34:17.434	1:26.307	70.9
5	15:39:14.617	1:16.151	82.4	8	15:43:28.835	1:19.878	75.6	2	15:35:39.342	1:21.908	72.8
6	15:40:30.644	1:16.027	81.4	9	15:44:48.787	1:19.952	74.6	3	15:37:00.736	1:21.394	69.2
7	15:41:47.483	1:16.839	81.8	10	15:46:09.326	1:20.539	74.9	4	15:38:21.995	1:21.259	71.2
8	15:43:04.760	1:17.277	81.1	11	15:47:29.494	1:20.168	74.6	5	15:39:42.216	1:20.221	71.3
9	15:44:21.948	1:17.188	79.0	12	15:48:49.583	1:20.089	74.8	6	15:41:02.745	1:20.529	71.2
10	15:45:38.291	1:16.343	81.3	13	15:50:10.945	1:21.362	67.5	7	15:42:24.586	1:21.841	67.1
11	15:46:54.897	1:16.606	81.3	(78) Alex PRENTICE				8	15:43:45.532	1:20.946	73.0
12	15:48:11.581	1:16.684	82.3	1	15:34:13.694	1:21.482	79.9	9	15:45:05.647	1:20.115	73.0
13	15:49:28.192	1:16.611	82.3	2	15:35:32.751	1:19.057	80.3	10	15:46:26.820	1:21.173	74.1
(65) Ian TOWERS											
1	15:34:10.528	1:20.758	80.3	3	15:36:53.088	1:20.337	81.7	11	15:47:48.544	1:21.724	71.6
2	15:35:27.545	1:17.017	81.3	4	15:38:13.140	1:20.052	81.2	12	15:49:09.765	1:21.221	72.2
3	15:36:45.305	1:17.760	81.7	5	15:39:33.045	1:19.905	79.4	(11) Madeline HUBEL			
4	15:38:02.458	1:17.153	81.6	6	15:40:52.663	1:19.618	81.0	1	15:34:19.654	1:26.336	74.0
5	15:39:19.853	1:17.395	80.1	7	15:42:12.352	1:19.689	82.0	2	15:35:41.699	1:22.045	74.6
6	15:40:37.208	1:17.355	80.4	8	15:43:32.712	1:20.360	81.7	3	15:37:03.147	1:21.448	65.8
7	15:41:54.925	1:17.717	79.1	9	15:44:53.956	1:21.244	77.7	4	15:38:25.881	1:22.734	74.1
8	15:43:13.533	1:18.608	79.0	10	15:46:14.206	1:20.250	81.5	5	15:39:48.105	1:22.224	74.7
9	15:44:31.698	1:18.165	81.9	11	15:47:34.334	1:20.128	81.0	6	15:41:09.852	1:21.747	74.9
10	15:45:49.625	1:17.927	80.4	12	15:48:54.778	1:20.444	81.1	7	15:42:31.988	1:22.136	74.5
11	15:47:07.121	1:17.496	80.3	13	15:50:15.756	1:20.978	75.5	8	15:43:54.427	1:22.439	74.6
12	15:48:24.703	1:17.582	82.2	(7) Alan McPHERSON				9	15:45:16.411	1:21.984	74.9
13	15:49:42.808	1:18.105	77.2	1	15:34:14.440	1:22.089	79.0	10	15:46:39.048	1:22.637	74.4
(29) Justin COX											
1	15:34:10.862	1:20.621	76.3	2	15:35:33.517	1:19.077	78.3	11	15:48:01.206	1:22.158	74.5
2	15:35:28.164	1:17.302	75.7	3	15:36:53.745	1:20.228	77.7	12	15:49:26.206	1:25.000	64.1
3	15:36:46.011	1:17.847	75.9	4	15:38:13.558	1:19.813	79.9	(9) Ian TOMLINSON			
4	15:38:03.641	1:17.630	75.0	5	15:39:33.675	1:20.117	79.8	1	15:34:21.457	1:28.284	66.0
5	15:39:21.510	1:17.869	75.7	6	15:40:53.368	1:19.693	80.0	2	15:35:45.656	1:24.199	66.2
6	15:40:39.107	1:17.597	76.1	7	15:42:12.906	1:19.538	79.7	3	15:37:09.244	1:23.588	67.1
7	15:41:57.058	1:17.951	71.6	8	15:43:33.052	1:20.146	79.8	4	15:38:33.024	1:23.780	67.4
8	15:43:15.507	1:18.449	75.4	9	15:44:54.317	1:21.265	79.0	5	15:39:55.868	1:22.844	66.2
9	15:44:33.684	1:18.177	75.9	10	15:46:15.265	1:20.948	78.5	6	15:41:18.639	1:22.771	67.1
10	15:45:51.634	1:17.950	74.2	11	15:47:34.974	1:19.709	79.3	7	15:42:41.387	1:22.748	65.9
11	15:47:09.007	1:17.373	76.3	12	15:48:55.203	1:20.229	79.8	8	15:44:04.547	1:23.160	66.5
12	15:48:26.684	1:17.677	76.2	13	15:50:15.921	1:20.718	79.4	9	15:45:27.318	1:22.771	65.5
13	15:49:44.142	1:17.458	75.9	(15) David COX				10	15:46:50.137	1:22.819	66.8
(18) Damien McKAY											
1	15:34:11.689	1:21.287	80.1	1	15:34:19.072	1:26.902	76.8	11	15:48:14.064	1:23.927	67.2
2	15:35:29.013	1:17.324	80.2	2	15:35:38.259	1:19.187	77.2	12	15:49:37.042	1:22.978	66.1
3	15:36:47.101	1:18.088	80.4	3	15:36:58.584	1:20.325	77.3	(101) Stewart MIDDLETON			
4	15:38:05.094	1:17.993	78.7	4	15:38:19.072	1:20.488	76.6	1	15:34:18.273	1:25.322	74.2
(89) Daniel KELL											
5	15:39:40.022	1:20.950	78.1	5	15:39:40.022	1:20.950	78.1	2	15:35:39.928	1:21.655	72.0
6	15:41:00.564	1:20.542	77.1	6	15:41:00.564	1:20.542	77.1	3	15:37:01.935	1:22.007	53.9
7	15:42:22.588	1:22.024	75.3	7	15:42:22.588	1:22.024	75.3	4	15:38:38.403	1:26.468	75.5
8	15:43:43.970	1:21.382	76.5	8	15:43:43.970	1:21.382	76.5	5	15:40:01.170	1:22.767	72.5
9	15:45:04.157	1:20.187	76.5	9	15:45:04.157	1:20.187	76.5	6	15:41:23.754	1:22.584	73.1
10	15:46:25.550	1:21.393	78.4	10	15:46:25.550	1:21.393	78.4				

Clerk of the Course

Sig : Time :
 Chief Timekeeper : Ian Sharp (SMART Timing)
 Results available at www.smart-timing.co.uk and www.speedhive.com
 Printed: 04/08/2024 15:57:12

Orbits





SMRC/ICCR Anglesey race meeting

DDMC Northern Saloon & Sports Car Championship

Anglesey Coastal 1.550 miles

Race 22 - 2nd Race

04/08/2024 16:05

Race (15:00 and 1 Laps) started at 15:32:47

Lap	Time of Day	Lap Tm	SFSpd
7	15:42:46.913	1:23.159	71.4
8	15:44:12.124	1:25.211	72.9
9	15:45:35.946	1:23.822	71.8
10	15:46:59.732	1:23.786	71.7
11	15:48:26.305	1:26.573	65.2
12	15:49:51.006	1:24.701	67.2

(13) James McCANN

1	15:34:22.837	1:28.911	62.5
2	15:35:49.165	1:26.328	64.2
3	15:37:15.164	1:25.999	65.3
4	15:38:40.934	1:25.770	65.0
5	15:40:05.764	1:24.830	66.4
6	15:41:30.805	1:25.041	63.7
7	15:42:55.261	1:24.456	66.2
8	15:44:21.576	1:26.315	62.7
9	15:45:46.522	1:24.946	66.5
10	15:47:11.160	1:24.638	65.6
11	15:48:37.324	1:26.164	66.2
12	15:50:03.217	1:25.893	63.1

(291) Mary BARNARD

1	15:34:23.017	1:29.365	66.7
2	15:35:49.478	1:26.461	67.8
3	15:37:15.453	1:25.975	67.5
4	15:38:43.265	1:27.812	66.8
5	15:40:08.637	1:25.372	66.8
6	15:41:33.733	1:25.096	67.3
7	15:42:57.544	1:23.811	67.3
8	15:44:22.253	1:24.709	64.0
9	15:45:47.433	1:25.180	66.7
10	15:47:12.097	1:24.664	68.1
11	15:48:37.572	1:25.475	68.4
12	15:50:03.408	1:25.836	67.9

(113) Luke WILLIAMSON

1	15:34:24.686	1:30.452	68.3
2	15:35:51.477	1:26.791	67.6
3	15:37:16.716	1:25.239	68.4
4	15:38:42.767	1:26.051	68.3
5	15:40:07.749	1:24.982	67.9
6	15:41:31.950	1:24.201	68.1
7	15:42:56.283	1:24.333	68.8
8	15:44:21.840	1:25.557	62.5
9	15:45:48.118	1:26.278	67.6
10	15:47:13.694	1:25.576	68.2
11	15:48:38.579	1:24.885	67.9
12	15:50:04.714	1:26.135	66.7

(68) Stephen ROBINSON

1	15:34:22.367	1:28.759	65.2
2	15:35:48.340	1:25.973	66.6
3	15:37:14.708	1:26.368	68.1
4	15:38:42.340	1:27.632	66.5
5	15:40:08.179	1:25.839	68.3
6	15:41:33.464	1:25.285	67.0
7	15:42:59.094	1:25.630	66.0
8	15:44:25.547	1:26.453	65.4
9	15:45:52.652	1:27.105	63.9
10	15:47:17.892	1:25.240	67.2
11	15:48:44.166	1:26.274	62.4
12	15:50:10.346	1:26.180	66.8

(53) Stephen REED

1	15:34:24.251	1:30.025	62.8
2	15:35:50.655	1:26.404	64.3

Lap	Time of Day	Lap Tm	SFSpd
3	15:37:17.812	1:27.157	62.9
4	15:38:51.659	1:33.847	37.0
5	15:40:19.131	1:27.472	63.4
6	15:41:44.501	1:25.370	63.4
7	15:43:09.517	1:25.016	59.8
8	15:44:35.711	1:26.194	64.4
9	15:46:00.495	1:24.784	64.5
10	15:47:25.897	1:25.402	64.8
11	15:48:51.948	1:26.051	64.2
12	15:50:18.075	1:26.127	64.2

(129) Paul BARNARD

1	15:34:25.537	1:30.780	62.8
2	15:35:52.422	1:26.885	64.7
3	15:37:19.048	1:26.626	65.1
4	15:38:47.398	1:28.350	58.8
5	15:40:14.718	1:27.320	63.9
6	15:41:41.771	1:27.053	62.7
7	15:43:10.338	1:28.567	59.8
8	15:44:37.888	1:27.550	64.3
9	15:46:04.196	1:26.308	63.9
10	15:47:31.287	1:27.091	64.6
11	15:48:58.905	1:27.618	64.3
12	15:50:27.319	1:28.414	61.2

(25) John ARMSTRONG

1	15:34:26.945	1:31.429	68.8
2	15:35:54.475	1:27.530	68.9
3	15:37:22.455	1:27.980	67.9
4	15:38:50.561	1:28.106	67.0
5	15:40:18.654	1:28.093	68.4
6	15:41:46.715	1:28.061	65.0
7	15:43:17.983	1:31.268	66.6
8	15:44:47.282	1:29.299	68.2
9	15:46:18.227	1:30.945	68.4
10	15:47:47.067	1:28.840	62.1
11	15:49:17.003	1:29.936	68.8

(75) Jeremy RIVERS-FLETCHER

1	15:34:26.271	1:31.346	65.0
2	15:35:56.235	1:29.964	63.5
3	15:37:26.458	1:30.223	64.5
4	15:38:58.067	1:31.609	64.2
5	15:40:27.230	1:29.163	62.3
6	15:41:56.734	1:29.504	64.8
7	15:43:25.970	1:29.236	64.8
8	15:44:53.991	1:28.021	64.8
9	15:46:22.021	1:28.030	63.8
10	15:47:53.629	1:31.608	63.1
11	15:49:22.410	1:28.781	64.3

(10) Paul LIGHTBURN

1	15:34:29.419	1:34.252	61.7
2	15:35:58.630	1:29.211	62.9
3	15:37:27.349	1:28.719	64.4
4	15:38:57.537	1:30.188	63.0
5	15:40:26.531	1:28.994	63.3
6	15:41:56.348	1:29.817	63.4
7	15:43:25.381	1:29.033	64.6
8	15:44:53.386	1:28.005	64.3
9	15:46:22.440	1:29.054	64.9
10	15:47:53.882	1:31.442	63.0
11	15:49:22.735	1:28.853	65.4

(14) Stevie McNAB

1	15:34:17.676	1:26.053	74.1
---	--------------	----------	------





Bulletin No. _____

SMRC/ICCR Anglesey race meeting

Lapchart

DDMC Northern Saloon & Sports Car Championship

Anglesey Coastal 1.550 miles

Race 22 - 2nd Race

04/08/2024 16:05

Race (15:00 and 1 Laps) started at 15:32:47

Competitors	Laps													
	0	1	2	3	4	5	6	7	8	9	10	11	12	13
Matty COBB (2)	1	2	2	2	2	2	2	2	2	2	2	2	2	2
Scott HUBEL (12)	2	12	12	12	12	12	12	12	12	12	12	12	12	12
Ian TOWERS (65)	3	65	65	65	65	65	65	65	65	65	65	65	65	65
Daniel KELL (89)	4	89	29	29	29	29	29	29	29	29	29	29	29	29
Justin COX (29)	5	29	18	18	18	18	18	18	18	18	18	18	18	18
Damien McKAY (18)	6	18	89	89	89	89	89	89	89	89	89	89	89	89
Stephen REECE (1)	7	1	78	78	78	78	78	78	78	78	78	78	78	78
Stevie McNAB (14)	8	14	7	7	7	7	7	7	7	7	7	7	7	7
David COX (15)	9	15	1	14	15	15	15	15	15	15	15	15	15	15
Alex PRENTICE (78)	10	78	14	15	14	14	14	14	57	57	57	57	57	57
Alan McPHERSON (7)	11	7	101	1	1	1	1	1	1	1	1	1	1	1
Stewart MIDDLETON (101)	12	101	15	101	101	57	57	57	57	11	11	11	11	11
Phil JORDAN (57)	13	57	11	57	57	11	11	11	11	9	9	9	9	9
Ian TOMLINSON (9)	14	9	57	11	11	9	9	9	9	101	101	101	101	101
Madeline HUBEL (11)	15	11	9	9	9	101	101	101	101	13	13	13	13	13
Stephen ROBINSON (68)	16	68	68	68	68	13	13	13	13	113	291	291	291	291
Mary BARNARD (291)	17	291	13	13	13	68	113	113	113	291	113	113	113	113
James McCANN (13)	18	13	291	291	291	113	68	68	291	68	68	68	68	68
Stephen REED (53)	19	53	53	53	113	291	291	291	68	53	53	53	53	53
Luke WILLIAMSON (113)	20	113	113	113	53	129	129	129	53	129	129	129	129	129
Paul BARNARD (129)	21	129	129	129	129	25	25	53	129	25	25	25	25	25
Jeremy RIVERS-FLETCHER (75)	22	75	75	25	25	53	53	25	25	10	75	75	75	75
Paul LIGHTBURN (10)	23	10	25	75	75	10	10	10	10	75	10	10	10	10
John ARMSTRONG (25)	24	25	10	10	10	75	75	75	75					
-	25													

Clerk of the Course

Orbits

Sig : Time :

Chief Timekeeper : Ian Sharp (SMART Timing)

Results available at www.smart-timing.co.uk and www.speedhive.com

Printed: 04/08/2024 15:57:29



SMRC/ICCR Anglesey race meeting
Sorted on Laps
Scottish Classics & WRDA Welsh Sports & Saloons
Anglesey Coastal 1.550 miles
Race 23 - 2nd Race
04/08/2024 16:35
Race (15:00 Time) started at 15:59:13

Pos	No.	Name	Make/Model	CC	Class	Laps	Total Tm	Diff	Best Tm	In Lap	2nd Best
1	212	Gareth BLAINE	Seat Leon		WI	12	15:41.255		1:16.760	3	1:16.791
2	96	Wayne SPILLER	Mazda RX8	1300	W2	12	15:50.271	9.016	1:17.772	7	1:17.894
3	111	Simon BAKER	Mazda RX8	1300	W2	12	15:53.043	11.788	1:17.867	8	1:18.063
4	140	James HARVEY	Porsche Boxster		W5	12	16:03.504	22.249	1:18.550	7	1:18.850
5	78	Andrew GRAHAM	Triumph TR8	3500	CE	12	16:05.005	23.750	1:19.264	8	1:19.272
6	55	Colin CALDER	Ginetta G4	1600	CI	12	16:05.717	24.462	1:18.786	7	1:19.077
7	7	Keiron BAILLIE	Lotus 7	1600	CB	12	16:07.378	26.123	1:19.289	5	1:19.336
8	222	Joseph YATES	SHP Wildcat		WI	12	16:41.241	59.986	1:22.331	7	1:22.356
9	64	Adam KINMOND	Rover Vitesse	3500	CI	12	16:42.416	1:01.161	1:21.820	8	1:21.960
10	91	Craig HOUSTON	Lotus Excel	2174	CB	12	16:43.348	1:02.093	1:21.530	8	1:22.356
11	551	John CARDOO	SHP Wildcat		WI	12	16:49.600	1:08.345	1:22.171	8	1:22.596
12	33	John NEWPORT	SHP Wildcat		WI	11	15:44.842	1 Lap	1:23.840	4	1:24.749
13	22	Allan MILLAR	SHP Wildcat		WI	11	15:45.774	1 Lap	1:24.329	4	1:24.633
14	88	Andrew WILLIAMS	Renault Clio	2000	W2	11	15:52.663	1 Lap	1:24.354	7	1:25.052
15	11	Iain MITCHELL	Vauxhall Nova	1300	CA	11	15:57.553	1 Lap	1:25.466	3	1:25.746
16	21	Jimmy CROW	Scimitar Coupe GT	3000	CG	11	16:07.079	1 Lap	1:24.611	3	1:25.028
17	63	John KINMOND	Morris Mini	998	CA	11	16:09.782	1 Lap	1:25.711	5	1:26.152
18	65	Paul GREEN	Ford Fiesta XR2	1600	XR	11	16:10.567	1 Lap	1:26.312	7	1:26.415
19	5	Michael LONGSTAFFE	MG Midget	1380	CA	11	16:38.385	1 Lap	1:28.179	3	1:28.602
20	23	Sonny GRAY	Ford Fiesta XR2	1600	XR	11	16:53.802	1 Lap	1:29.399	3	1:29.846
21	40	Ian MORTON	Austin A40 Farina	1360	CA	10	15:41.705	2 Laps	1:32.448	3	1:32.456
22	67	Richard COOPER	Ginetta G15	1600	CA	10	16:28.848	2 Laps	1:36.203	5	1:36.578
Not classified											
DNF	51	Ewan ANDERSON	MGB GT	3500	CE	1	1:26.679	DNF	1:24.374	1	
DNS	66	Duncan O'NEILL	Ford Fiesta XR2	1600	XR			DNS		0	
DNS	56	Craig ATTARD	VW Scirocco		W5			DNS		0	
DNS	71	Paul BOWERS	Fiat 128	1300	CA			DNS		0	
DNS	50	Charles COLLEDGE	Mini Marcos Mk3		CA			DNS		0	

Announcements

Car No.111 - Transponder stopped working after 7 Laps

Margin of Victory	Avg. Speed	Best Lap Tm	Best Speed	Best Lap by
9.016	71.139	1:16.760	72.694	212 - Gareth BLAINE

Clerk of the Course
Orbits

Sig : Time :
 Chief Timekeeper : Ian Sharp (SMART Timing)
 Results available at www.smart-timing.co.uk and www.speedhive.com



SMRC/ICCR Anglesey race meeting
Scottish Classics & WRDA Welsh Sports & Saloons
Anglesey Coastal 1.550 miles
Race 23 - 2nd Race
04/08/2024 16:35
Race (15:00 Time) started at 15:59:13

Lap	Time of Day	Lap Tm	SFSpd
(212) Gareth BLAINE			
1	16:00:33.048	1:19.309	79.7
2	16:01:50.416	1:17.368	80.3
3	16:03:07.176	1:16.760	79.1
4	16:04:23.967	1:16.791	79.1
5	16:05:41.356	1:17.389	78.5
6	16:06:59.445	1:18.089	80.6
7	16:08:18.373	1:18.928	80.5
8	16:09:36.619	1:18.246	79.5
9	16:10:54.877	1:18.258	79.6
10	16:12:15.445	1:20.568	79.2
11	16:13:34.963	1:19.518	79.3
12	16:14:54.495	1:19.532	78.0

Lap	Time of Day	Lap Tm	SFSpd
(96) Wayne SPILLER			
1	16:00:37.172	1:23.566	72.2
2	16:01:56.326	1:19.154	73.2
3	16:03:15.556	1:19.230	72.9
4	16:04:34.829	1:19.273	70.9
5	16:05:54.560	1:19.731	72.4
6	16:07:13.406	1:18.846	72.0
7	16:08:31.178	1:17.772	73.3
8	16:09:49.318	1:18.140	72.9
9	16:11:07.212	1:17.894	72.8
10	16:12:25.980	1:18.768	71.3
11	16:13:44.907	1:18.927	73.1
12	16:15:03.511	1:18.604	70.2

Lap	Time of Day	Lap Tm	SFSpd
(111) Simon BAKER			
1	16:00:37.499	1:23.702	68.8
2	16:01:57.384	1:19.885	69.4
3	16:03:16.795	1:19.411	69.7
4	16:04:36.507	1:19.712	70.1
5	16:05:55.082	1:18.575	69.4
6	16:07:13.602	1:18.520	71.3
7	16:08:31.880	1:18.278	70.9
8	16:09:49.747	1:17.867	65.7
9	16:11:07.810	1:18.063	
10	16:12:26.428	1:18.618	
11	16:13:45.303	1:18.875	
12	16:15:06.283	1:20.980	

Lap	Time of Day	Lap Tm	SFSpd
(140) James HARVEY			
1	16:00:38.436	1:24.399	70.6
2	16:01:57.882	1:19.446	72.3
3	16:03:17.360	1:19.478	72.9
4	16:04:37.196	1:19.836	72.1
5	16:05:56.046	1:18.850	68.3
6	16:07:14.898	1:18.852	70.6
7	16:08:33.448	1:18.550	71.5
8	16:09:52.625	1:19.177	71.6
9	16:11:12.701	1:20.076	69.2
10	16:12:32.932	1:20.231	69.1
11	16:13:53.690	1:20.758	69.5
12	16:15:16.744	1:23.054	66.2

Lap	Time of Day	Lap Tm	SFSpd
(78) Andrew GRAHAM			
1	16:00:40.305	1:25.982	81.0
2	16:02:00.883	1:20.578	81.9
3	16:03:21.115	1:20.232	80.9
4	16:04:40.506	1:19.391	81.0
5	16:05:59.784	1:19.278	81.6
6	16:07:19.056	1:19.272	82.4
7	16:08:38.461	1:19.405	81.1
8	16:09:57.725	1:19.264	80.8

Lap	Time of Day	Lap Tm	SFSpd
9	16:11:17.204	1:19.479	80.0
10	16:12:37.220	1:20.016	80.4
11	16:13:58.483	1:21.263	79.8
12	16:15:18.245	1:19.762	79.6

Lap	Time of Day	Lap Tm	SFSpd
(55) Colin CALDER			
1	16:00:39.536	1:24.754	74.2
2	16:02:00.448	1:20.912	77.2
3	16:03:20.311	1:19.863	75.8
4	16:04:39.981	1:19.670	76.3
5	16:05:59.058	1:19.077	75.5
6	16:07:18.204	1:19.146	76.5
7	16:08:36.990	1:18.786	76.2
8	16:09:56.875	1:19.885	75.3
9	16:11:16.665	1:19.790	74.2
10	16:12:36.532	1:19.867	76.1
11	16:13:58.330	1:21.798	75.6
12	16:15:18.957	1:20.627	76.3

Lap	Time of Day	Lap Tm	SFSpd
(7) Keiron BAILLIE			
1	16:00:38.929	1:24.847	76.5
2	16:01:58.918	1:19.989	76.6
3	16:03:19.210	1:20.292	75.7
4	16:04:39.146	1:19.936	75.9
5	16:05:58.435	1:19.289	76.1
6	16:07:17.771	1:19.336	75.7
7	16:08:38.133	1:20.362	75.4
8	16:09:58.429	1:20.296	76.4
9	16:11:19.397	1:20.968	71.6
10	16:12:39.639	1:20.242	75.1
11	16:14:00.617	1:20.978	75.5
12	16:15:20.618	1:20.001	70.7

Lap	Time of Day	Lap Tm	SFSpd
(222) Joseph YATES			
1	16:00:41.954	1:26.163	69.1
2	16:02:06.102	1:24.148	67.6
3	16:03:28.640	1:22.538	69.4
4	16:04:51.040	1:22.400	70.9
5	16:06:14.056	1:23.016	67.3
6	16:07:36.504	1:22.448	67.4
7	16:08:58.835	1:22.331	69.3
8	16:10:22.041	1:23.206	67.8
9	16:11:45.365	1:23.324	67.7
10	16:13:08.128	1:22.763	69.4
11	16:14:32.125	1:23.997	67.9
12	16:15:54.481	1:22.356	68.1

Lap	Time of Day	Lap Tm	SFSpd
(64) Adam KINMOND			
1	16:00:43.541	1:28.587	75.4
2	16:02:07.254	1:23.713	70.8
3	16:03:30.982	1:23.728	73.4
4	16:04:53.451	1:22.469	77.0
5	16:06:15.411	1:21.960	70.3
6	16:07:41.002	1:25.591	71.2
7	16:09:03.181	1:22.179	72.1
8	16:10:25.001	1:21.820	76.3
9	16:11:48.104	1:23.103	68.5
10	16:13:10.814	1:22.710	69.6
11	16:14:33.377	1:22.563	71.8
12	16:15:55.656	1:22.279	74.8

Lap	Time of Day	Lap Tm	SFSpd
(91) Craig HOUSTON			
1	16:00:43.158	1:26.616	68.1
2	16:02:06.919	1:23.761	69.6
3	16:03:29.403	1:22.484	71.2
4	16:04:51.964	1:22.561	70.2

Lap	Time of Day	Lap Tm	SFSpd
5	16:06:14.861	1:22.897	65.5
6	16:07:42.014	1:27.153	68.1
7	16:09:04.468	1:22.454	70.5
8	16:10:25.998	1:21.530	71.5
9	16:11:48.746	1:22.748	70.4
10	16:13:11.363	1:22.617	70.6
11	16:14:34.232	1:22.869	71.6
12	16:15:56.588	1:22.356	71.7

Lap	Time of Day	Lap Tm	SFSpd
(551) John CARDOO			
1	16:00:41.642	1:25.391	70.6
2	16:02:05.415	1:23.773	70.5
3	16:03:28.192	1:22.777	71.9
4	16:04:50.801	1:22.609	71.3
5	16:06:14.318	1:23.517	67.4
6	16:07:41.992	1:27.674	71.5
7	16:09:06.481	1:24.489	71.2
8	16:10:28.652	1:22.174	71.6
9	16:11:52.137	1:23.485	67.8
10	16:13:16.261	1:24.124	71.5
11	16:14:38.857	1:22.596	72.2
12	16:16:02.840	1:23.983	70.3

Lap	Time of Day	Lap Tm	SFSpd
(33) John NEWPORT			
1	16:00:40.988	1:25.816	70.2
2	16:02:06.086	1:25.098	63.9
3	16:03:31.868	1:25.782	64.1
4	16:04:55.708	1:23.840	62.5
5	16:06:21.510	1:25.802	60.6
6	16:07:47.532	1:26.022	68.6
7	16:09:12.804	1:25.272	68.6
8	16:10:37.553	1:24.749	67.6
9	16:12:04.899	1:27.346	67.6
10	16:13:32.214	1:27.315	65.3
11	16:14:58.082	1:25.868	65.8

Lap	Time of Day	Lap Tm	SFSpd
(22) Allan MILLAR			
1	16:00:46.289	1:27.397	68.3
2	16:02:12.158	1:25.869	68.2
3	16:03:37.070	1:24.912	67.0
4	16:05:01.399	1:24.329	66.4
5	16:06:27.377	1:25.978	67.0
6	16:07:52.515	1:25.138	65.9
7	16:09:17.148	1:24.633	66.0
8	16:10:42.229	1:25.081	66.6
9	16:12:08.058	1:25.829	66.2
10	16:13:33.173	1:25.115	66.0
11	16:14:59.014	1:25.841	66.0

Lap	Time of Day	Lap Tm	SFSpd
(88) Andrew WILLIAMS			
1	16:00:47.449	1:29.580	66.3
2	16:02:13.820	1:26.371	69.0
3	16:03:38.872	1:25.052	68.1
4	16:05:05.179	1:26.307	70.0
5	16:06:30.961	1:25.782	68.3
6	16:07:56.276	1:25.315	68.9
7	16:09:20.630	1:24.354	69.7
8	16:10:47.708	1:27.078	61.6
9	16:12:13.683	1:25.975	67.9
10	16:13:39.884	1:26.201	68.4
11	16:15:05.903	1:26.019	68.9

Lap	Time of Day	Lap Tm	S
-----	-------------	--------	---



SMRC/ICCR Anglesey race meeting

Scottish Classics & WRDA Welsh Sports & Saloons

Anglesey Coastal 1.550 miles

Race 23 - 2nd Race

04/08/2024 16:35

Race (15:00 Time) started at 15:59:13

Lap	Time of Day	Lap Tm	SFSpd
4	16:05:02.638	1:26.098	68.5
5	16:06:28.701	1:26.063	68.8
6	16:07:54.544	1:25.843	68.8
7	16:09:20.290	1:25.746	70.0
8	16:10:47.943	1:27.653	67.0
9	16:12:15.406	1:27.463	68.3
10	16:13:43.014	1:27.608	68.8
11	16:15:10.793	1:27.779	69.0

Lap	Time of Day	Lap Tm	SFSpd
5	16:06:53.980	1:30.390	65.5
6	16:08:24.344	1:30.364	64.7
7	16:09:57.578	1:33.234	56.9
8	16:11:30.761	1:33.183	63.6
9	16:13:02.038	1:31.277	65.3
10	16:14:35.604	1:33.566	64.7
11	16:16:07.042	1:31.438	65.1

(21) Jimmy CROW

1	16:00:44.597	1:27.734	65.7
2	16:02:09.647	1:25.050	66.3
3	16:03:34.258	1:24.611	66.2
4	16:04:59.286	1:25.028	64.3
5	16:06:38.510	1:39.224	63.0
6	16:08:04.595	1:26.085	64.7
7	16:09:30.581	1:25.986	65.3
8	16:10:58.556	1:27.975	64.1
9	16:12:24.985	1:26.429	65.2
10	16:13:52.103	1:27.118	65.0
11	16:15:20.319	1:28.216	67.3

(40) Ian MORTON

1	16:00:55.248	1:33.786	61.9
2	16:02:27.704	1:32.456	61.5
3	16:04:00.152	1:32.448	60.0
4	16:05:33.648	1:33.496	60.6
5	16:07:06.826	1:33.178	62.8
6	16:08:40.716	1:33.890	63.2
7	16:10:14.157	1:33.441	61.2
8	16:11:48.418	1:34.261	56.9
9	16:13:21.700	1:33.282	63.0
10	16:14:54.945	1:33.245	58.6

(63) John KINMOND

1	16:00:45.523	1:27.206	68.0
2	16:02:11.675	1:26.152	69.3
3	16:03:38.390	1:26.715	65.7
4	16:05:04.835	1:26.445	69.2
5	16:06:30.546	1:25.711	69.5
6	16:07:57.667	1:27.121	67.5
7	16:09:24.962	1:27.295	68.4
8	16:10:53.832	1:28.870	67.0
9	16:12:23.072	1:29.240	66.7
10	16:13:53.302	1:30.230	59.9
11	16:15:23.022	1:29.720	61.7

(67) Richard COOPER

1	16:00:58.578	1:37.053	52.8
2	16:02:40.907	1:42.329	50.3
3	16:04:18.224	1:37.317	57.2
4	16:05:56.406	1:38.182	54.1
5	16:07:32.609	1:36.203	55.2
6	16:09:10.422	1:37.813	54.6
7	16:10:47.815	1:37.393	53.3
8	16:12:26.800	1:38.985	53.5
9	16:14:05.510	1:38.710	55.6
10	16:15:42.088	1:36.578	54.5

(65) Paul GREEN

1	16:00:48.194	1:28.863	63.9
2	16:02:16.121	1:27.927	63.6
3	16:03:43.250	1:27.129	65.2
4	16:05:09.665	1:26.415	64.5
5	16:06:38.726	1:29.061	62.3
6	16:08:06.688	1:27.962	65.7
7	16:09:33.000	1:26.312	64.6
8	16:11:00.504	1:27.504	64.4
9	16:12:29.148	1:28.644	63.7
10	16:13:56.528	1:27.380	66.1
11	16:15:23.807	1:27.279	63.7

(51) Ewan ANDERSON

1	16:00:39.919	1:24.374	74.9
---	--------------	----------	------

(5) Michael LONGSTAFFE

1	16:00:52.097	1:31.895	65.7
2	16:02:20.894	1:28.797	66.4
3	16:03:49.073	1:28.179	66.8
4	16:05:17.675	1:28.602	67.2
5	16:06:46.451	1:28.776	65.6
6	16:08:15.696	1:29.245	65.7
7	16:09:46.661	1:30.965	65.5
8	16:11:19.606	1:32.945	63.5
9	16:12:51.223	1:31.617	63.9
10	16:14:22.006	1:30.783	63.9
11	16:15:51.625	1:29.619	67.9

(23) Sonny GRAY

1	16:00:53.571	1:33.065	63.2
2	16:02:24.345	1:30.774	65.3
3	16:03:53.744	1:29.399	64.4
4	16:05:23.590	1:29.846	64.5

Clerk of the Course

Orbits

Sig : Time :
 Chief Timekeeper : Ian Sharp (SMART Timing)
 Results available at www.smart-timing.co.uk and www.speedhive.com





Bulletin No. _____

SMRC/ICCR Anglesey race meeting

Lapchart

Scottish Classics & WRDA Welsh Sports & Saloons

Anglesey Coastal 1.550 miles

Race 23 - 2nd Race

04/08/2024 16:35

Race (15:00 Time) started at 15:59:13

Competitors	Laps												
	0	1	2	3	4	5	6	7	8	9	10	11	12
Wayne SPILLER (96)	1	96	212	212	212	212	212	212	212	212	212	212	212
Gareth BLAINE (212)	2	212	96	96	96	96	96	96	96	96	96	96	96
Simon BAKER (111)	3	111	111	111	111	111	111	111	111	111	111	111	111
James HARVEY (140)	4	140	140	140	140	140	140	140	140	140	140	140	140
Keiron BAILLIE (7)	5	7	7	7	7	7	7	7	55	55	55	55	78
Andrew GRAHAM (78)	6	78	55	55	55	55	55	7	78	78	78	78	55
Colin CALDER (55)	7	55	51	78	78	78	78	78	7	7	7	7	7
Adam KINMOND (64)	8	64	78	551	551	551	222	222	222	222	222	222	222
John NEWPORT (33)	9	33	33	33	222	222	551	64	64	64	64	64	64
Ewan ANDERSON (51)	10	51	551	222	91	91	91	551	91	91	91	91	91
Joseph YATES (222)	11	222	222	91	64	64	64	91	551	551	551	551	551
John CARDOO (551)	12	551	91	64	33	33	33	33	33	33	33	33	33
Craig HOUSTON (91)	13	91	64	21	21	21	22	22	22	22	22	22	22
Jimmy CROW (21)	14	21	21	11	11	22	11	11	11	88	88	88	88
Iain MITCHELL (11)	15	11	11	63	22	11	63	88	88	11	11	11	11
Andrew WILLIAMS (88)	16	88	63	22	63	63	88	63	63	63	21	21	21
John KINMOND (63)	17	63	22	88	88	88	21	21	21	21	21	63	63
Allan MILLAR (22)	18	22	88	65	65	65	65	65	65	65	65	65	65
Paul GREEN (65)	19	65	65	5	5	5	5	5	5	5	5	5	5
Michael LONGSTAFFE (5)	20	5	5	23	23	23	23	23	23	23	23	23	23
Sonny GRAY (23)	21	23	23	40	40	40	40	40	40	40	40	40	40
Ian MORTON (40)	22	40	40	67	67	67	67	67	67	67	67	67	67
Richard COOPER (67)	23	67	67										
-	24												
-	25												
-	26												
-	27												

Clerk of the Course

Orbits

Sig : Time :
 Chief Timekeeper : Ian Sharp (SMART Timing)
 Results available at www.smart-timing.co.uk and www.speedhive.com
 Printed: 04/08/2024 16:18:09

