



# SCOTTISH MINI COOPER CUP



BARC Mini Festival

Croft

7<sup>th</sup> / 8<sup>th</sup> September 2024



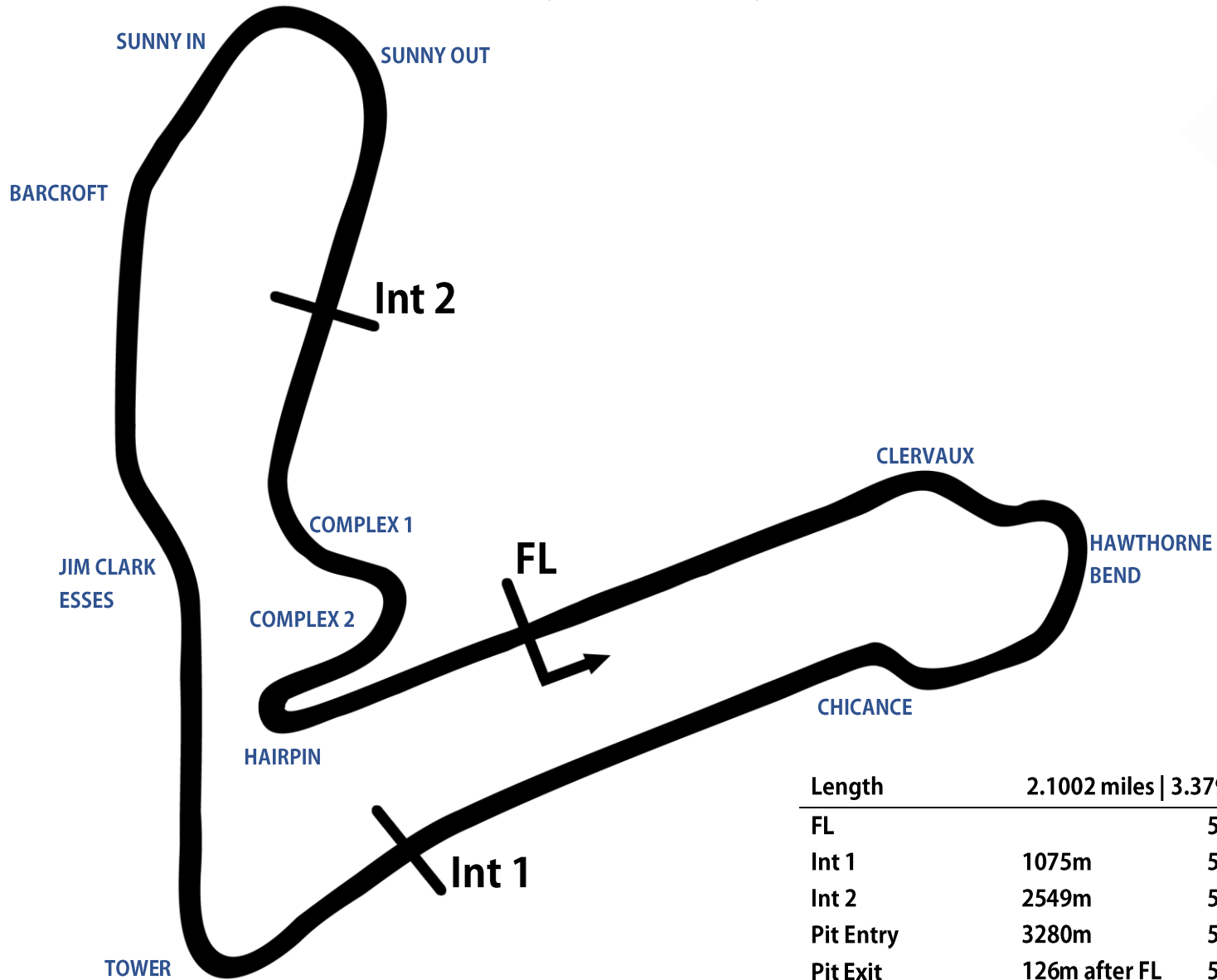
Timing & Results Provided by Timing Solutions Ltd

[www.tsl-timing.com](http://www.tsl-timing.com)



# Croft Circuit

Dalton On Tees, North Yorkshire, UK



|                      |                                      |            |           |
|----------------------|--------------------------------------|------------|-----------|
| Length               | 2.1002 miles   3.379 km   3379.9m    |            |           |
| FL                   |                                      | 54.45541 N | 1.55556 W |
| Int 1                | 1075m                                | 54.45396 N | 1.55399 W |
| Int 2                | 2549m                                | 54.45536 N | 1.56054 W |
| Pit Entry            | 3280m                                | 54.44542 N | 1.55562 W |
| Pit Exit             | 126m after FL                        | 54.45656 N | 1.55518 W |
| Pit Entry - Pit Exit | 268.5m, 19.3s @ 50kph, 16.1s @ 60kph |            |           |

# 2024 Scottish Mini Cooper Cup

## QUALIFYING - RACE 1 - CLASSIFICATION

| POS | NO   | CL    | PIC | NAME             | ENTRY         | TIME     | ON | LAPS | GAP   | DIFF  | MPH   |
|-----|------|-------|-----|------------------|---------------|----------|----|------|-------|-------|-------|
| 1   | 95   | R53 G | 1   | Criag BLAKE      | Mini Cooper S | 1:41.864 | 2  | 3    |       |       | 74.22 |
| 2   | 70   |       | 1   | Oly MORTIMER     | Mini Cooper   | 1:42.238 | 7  | 8    | 0.374 | 0.374 | 73.95 |
| 3   | 21   | R53 G | 2   | Ross WILKINSON   | Mini Cooper S | 1:42.298 | 7  | 7    | 0.434 | 0.060 | 73.90 |
| 4   | 25   |       | 2   | Chad LITTLE      | Mini Cooper   | 1:42.420 | 5  | 6    | 0.556 | 0.122 | 73.81 |
| 5   | 53   | NC    | 1   | Stuart MCPHADEN  | Mini Cooper   | 1:43.032 | 7  | 8    | 1.168 | 0.612 | 73.38 |
| 6   | 97   | R53   | 1   | Jamie BLAKE      | Mini Cooper S | 1:43.172 | 3  | 4    | 1.308 | 0.140 | 73.28 |
| 7   | 52   | NC    | 2   | Michael WILLIAMS | Mini Cooper   | 1:43.283 | 6  | 8    | 1.419 | 0.111 | 73.20 |
| 8   | 23   |       | 3   | Ian MUNRO        | Mini Cooper   | 1:43.309 | 6  | 8    | 1.445 | 0.026 | 73.18 |
| 9   | 18   |       | 4   | Daniel PATTERSON | Mini Cooper   | 1:43.502 | 7  | 7    | 1.638 | 0.193 | 73.04 |
| 10  | 22   |       | 5   | Jason BALLANTYNE | Mini Cooper   | 1:43.526 | 8  | 8    | 1.662 | 0.024 | 73.03 |
| 11  | 65   |       | 6   | Jack IRVINE      | Mini Cooper   | 1:43.792 | 8  | 8    | 1.928 | 0.266 | 72.84 |
| 12  | 871* | G     | 1   | Jensen BELL      | Mini Cooper   | 1:44.202 | 5  | 7    | 2.338 | 0.410 | 72.55 |
| 13  | 12   | NC    | 3   | Jacob HEAP       | Mini Cooper   | 1:44.257 | 6  | 7    | 2.393 | 0.055 | 72.51 |
| 14  | 91   |       | 7   | Robbie DALGLEISH | Mini Cooper   | 1:44.430 | 6  | 8    | 2.566 | 0.173 | 72.39 |
| 15  | 88   |       | 8   | Barry HOLMES     | Mini Cooper   | 1:44.797 | 6  | 7    | 2.933 | 0.367 | 72.14 |
| 16  | 80   | NC    | 4   | Ross FOSTER      | Mini Cooper   | 1:44.848 | 7  | 7    | 2.984 | 0.051 | 72.11 |
| 17  | 7    | NC    | 5   | Blair DRYBURGH   | Mini Cooper   | 1:44.941 | 8  | 8    | 3.077 | 0.093 | 72.04 |
| 18  | 14   | R53   | 2   | Rich FLETT       | Mini Cooper S | 1:46.382 | 4  | 5    | 4.518 | 1.441 | 71.07 |
| 19  | 27*  | NC    | 6   | Martin WIJETUNGA | Mini Cooper   | 1:46.518 | 6  | 7    | 4.654 | 0.136 | 70.97 |
| 20  | 5    | NC    | 7   | Jonathon WILD    | Mini Cooper   | 1:46.579 | 5  | 7    | 4.715 | 0.061 | 70.93 |
| 21  | 333  |       | 9   | Ewan ROBERTSON   | Mini Cooper   | 1:47.305 | 5  | 8    | 5.441 | 0.726 | 70.45 |
| 22  | 164  | NC    | 8   | Curtis PATERSON  | Mini Cooper   | 1:50.048 | 7  | 7    | 8.184 | 2.743 | 68.70 |

### Comments:

\* Car 871 - please fit a working transponder  
No. 27 - 1 Lap time disallowed; exceeding track limits.

Weather / Track : Overcast / Damp

These results are provisional until the conclusion of any judicial and technical matters.

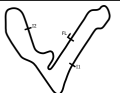
Date: 07/09/2024 Start: 10:09 Finish: 10:24

Croft: 2.1001 miles

Clerk Of Course: Robert Briggs

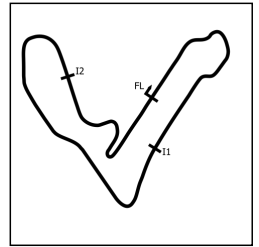
Stewards:

Timekeeper: Rob Cook



# 2024 Scottish Mini Cooper Cup

## QUALIFYING - RACE 1 - SECTOR ANALYSIS



SECTOR 1 = FL to I1, SECTOR 2 = I1 to I2, SECTOR 3 = I2 to FL, DIFF = Difference To Personal Best Lap, P = Crossed Finish Line in Pit Lane, D = Time Disallowed

| P1 95 R53 G Criag BLAKE   |               | Mini Cooper S            |               |                     |              |        |                     |
|---------------------------|---------------|--------------------------|---------------|---------------------|--------------|--------|---------------------|
| IDEAL LAP TIME : 1:41.726 |               | BEST LAP TIME : 1:41.864 |               | DIFFERENCE : 0.138  |              |        |                     |
| LAP                       | SECTOR 1      | SECTOR 2                 | SECTOR 3      | LAP TIME            | MPH          | DIFF   | TIME OF DAY         |
| 1 -                       | 31.224        | 42.508                   | <b>28.426</b> | 1:42.158 (2)        | 74.00        | 0.294  | 10:21:52.277        |
| 2 -                       | <b>31.147</b> | <b>42.153</b>            | 28.564        | <b>1:41.864 (1)</b> | <b>74.22</b> |        | <b>10:23:34.141</b> |
| 3 -                       | 41.209        | 55.858                   | IN PIT        | 2:07.714 P          | 59.19        | 25.850 | 10:25:41.855        |

| P2 70 Oly MORTIMER        |               | Mini Cooper              |               |                     |              |       |                     |
|---------------------------|---------------|--------------------------|---------------|---------------------|--------------|-------|---------------------|
| IDEAL LAP TIME : 1:42.238 |               | BEST LAP TIME : 1:42.238 |               | DIFFERENCE : 0.000  |              |       |                     |
| LAP                       | SECTOR 1      | SECTOR 2                 | SECTOR 3      | LAP TIME            | MPH          | DIFF  | TIME OF DAY         |
| 1 -                       | 32.954        | 44.078                   | 29.344        | 1:46.376            | 71.07        | 4.138 | 10:13:47.386        |
| 2 -                       | 32.792        | 43.286                   | 28.892        | 1:44.970 (3)        | 72.02        | 2.732 | 10:15:32.356        |
| 3 -                       | 32.489        | 42.939                   | 28.617        | 1:44.045 (2)        | 72.66        | 1.807 | 10:17:16.401        |
| 4 -                       | 34.178        | 45.474                   | 30.390        | 1:50.042            | 68.70        | 7.804 | 10:19:06.443        |
| 5 -                       | 31.972        | 46.079                   | 30.308        | 1:48.359            | 69.77        | 6.121 | 10:20:54.802        |
| 6 -                       | 36.113        | 45.357                   | 29.554        | 1:51.024            | 68.09        | 8.786 | 10:22:45.826        |
| 7 -                       | <b>31.829</b> | <b>42.103</b>            | <b>28.306</b> | <b>1:42.238 (1)</b> | <b>73.95</b> |       | <b>10:24:28.064</b> |
| 8 -                       | 33.656        | 43.788                   | 28.928        | 1:46.372            | 71.07        | 4.134 | 10:26:14.436        |

| P3 21 R53 G Ross WILKINSON |               | Mini Cooper S            |               |                     |              |        |                     |
|----------------------------|---------------|--------------------------|---------------|---------------------|--------------|--------|---------------------|
| IDEAL LAP TIME : 1:42.298  |               | BEST LAP TIME : 1:42.298 |               | DIFFERENCE : 0.000  |              |        |                     |
| LAP                        | SECTOR 1      | SECTOR 2                 | SECTOR 3      | LAP TIME            | MPH          | DIFF   | TIME OF DAY         |
| 1 -                        | 33.245        | 46.806                   | 29.743        | 1:49.794            | 68.86        | 7.496  | 10:14:14.760        |
| 2 -                        | 33.133        | 43.999                   | 29.309        | 1:46.441            | 71.03        | 4.143  | 10:16:01.201        |
| 3 -                        | 31.797        | 43.424                   | 29.059        | 1:44.280 (2)        | 72.50        | 1.982  | 10:17:45.481        |
| 4 -                        | 32.157        | 43.216                   | 29.097        | 1:44.470 (3)        | 72.37        | 2.172  | 10:19:29.951        |
| 5 -                        | 31.952        | 43.662                   | IN PIT        | 1:43.551 P          | 73.01        | 1.253  | 10:21:13.502        |
| 6 -                        | OUTLAP        | 43.048                   | 29.431        | 2:35.216            | 48.71        | 52.918 | 10:23:48.718        |
| 7 -                        | <b>31.562</b> | <b>42.193</b>            | <b>28.543</b> | <b>1:42.298 (1)</b> | <b>73.90</b> |        | <b>10:25:31.016</b> |

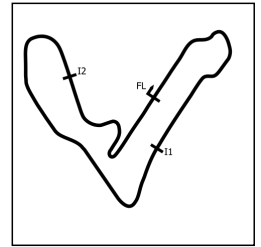
| P4 25 Chad LITTLE         |               | Mini Cooper              |               |                     |              |          |                     |
|---------------------------|---------------|--------------------------|---------------|---------------------|--------------|----------|---------------------|
| IDEAL LAP TIME : 1:42.333 |               | BEST LAP TIME : 1:42.420 |               | DIFFERENCE : 0.087  |              |          |                     |
| LAP                       | SECTOR 1      | SECTOR 2                 | SECTOR 3      | LAP TIME            | MPH          | DIFF     | TIME OF DAY         |
| 1 -                       | 34.265        | 59.155                   | IN PIT        | 2:11.188 P          | 57.63        | 28.768   | 10:14:23.865        |
| 2 -                       | OUTLAP        | 43.458                   | 28.671        | 4:38.203            | 27.17        | 2:55.783 | 10:19:02.068        |
| 3 -                       | 32.582        | 42.594                   | 28.421        | 1:43.597            | 72.98        | 1.177    | 10:20:45.665        |
| 4 -                       | 32.025        | 42.445                   | 28.423        | 1:42.893 (3)        | 73.48        | 0.473    | 10:22:28.558        |
| 5 -                       | <b>31.898</b> | 42.161                   | <b>28.361</b> | <b>1:42.420 (1)</b> | <b>73.81</b> |          | <b>10:24:10.978</b> |
| 6 -                       | 32.017        | <b>42.074</b>            | 28.400        | 1:42.491 (2)        | 73.76        | 0.071    | 10:25:53.469        |

| P5 53 NC Stuart MCPHADEN  |               | Mini Cooper              |               |                     |              |        |                     |
|---------------------------|---------------|--------------------------|---------------|---------------------|--------------|--------|---------------------|
| IDEAL LAP TIME : 1:42.928 |               | BEST LAP TIME : 1:43.032 |               | DIFFERENCE : 0.104  |              |        |                     |
| LAP                       | SECTOR 1      | SECTOR 2                 | SECTOR 3      | LAP TIME            | MPH          | DIFF   | TIME OF DAY         |
| 1 -                       | 33.546        | 44.867                   | 29.396        | 1:47.809            | 70.12        | 4.777  | 10:13:53.661        |
| 2 -                       | 33.509        | 43.722                   | 28.974        | 1:46.205            | 71.18        | 3.173  | 10:15:39.866        |
| 3 -                       | 33.133        | 43.314                   | 32.546        | 1:48.993            | 69.36        | 5.961  | 10:17:28.859        |
| 4 -                       | 32.397        | 43.251                   | 28.752        | 1:44.400            | 72.41        | 1.368  | 10:19:13.259        |
| 5 -                       | 34.689        | 45.221                   | 33.626        | 1:53.536            | 66.59        | 10.504 | 10:21:06.795        |
| 6 -                       | 32.378        | 42.842                   | 28.464        | 1:43.684 (2)        | 72.91        | 0.652  | 10:22:50.479        |
| 7 -                       | <b>32.097</b> | 42.511                   | <b>28.424</b> | <b>1:43.032 (1)</b> | <b>73.38</b> |        | <b>10:24:33.511</b> |
| 8 -                       | 32.127        | <b>42.407</b>            | 29.263        | 1:43.797 (3)        | 72.84        | 0.765  | 10:26:17.308        |

| P6 97 R53 Jamie BLAKE     |               | Mini Cooper S            |               |                     |              |        |                     |
|---------------------------|---------------|--------------------------|---------------|---------------------|--------------|--------|---------------------|
| IDEAL LAP TIME : 1:42.900 |               | BEST LAP TIME : 1:43.172 |               | DIFFERENCE : 0.272  |              |        |                     |
| LAP                       | SECTOR 1      | SECTOR 2                 | SECTOR 3      | LAP TIME            | MPH          | DIFF   | TIME OF DAY         |
| 1 -                       | 32.379        | 44.424                   | 29.765        | 1:46.568 (3)        | 70.94        | 3.396  | 10:14:13.607        |
| 2 -                       | 33.622        | <b>42.540</b>            | <b>28.821</b> | 1:44.983 (2)        | 72.01        | 1.811  | 10:15:58.590        |
| 3 -                       | <b>31.539</b> | 42.725                   | 28.908        | <b>1:43.172 (1)</b> | <b>73.28</b> |        | <b>10:17:41.762</b> |
| 4 -                       | 37.220        | 50.124                   | IN PIT        | 2:00.264 P          | 62.86        | 17.092 | 10:19:42.026        |

# 2024 Scottish Mini Cooper Cup

## QUALIFYING - RACE 1 - SECTOR ANALYSIS



SECTOR 1 = FL to I1, SECTOR 2 = I1 to I2, SECTOR 3 = I2 to FL, DIFF = Difference To Personal Best Lap, P = Crossed Finish Line in Pit Lane, D = Time Disallowed

| P7 52 NC                  |               | Michael WILLIAMS         |               | Mini Cooper         |              |        |                     |
|---------------------------|---------------|--------------------------|---------------|---------------------|--------------|--------|---------------------|
| IDEAL LAP TIME : 1:43.244 |               | BEST LAP TIME : 1:43.283 |               | DIFFERENCE : 0.039  |              |        |                     |
| LAP                       | SECTOR 1      | SECTOR 2                 | SECTOR 3      | LAP TIME            | MPH          | DIFF   | TIME OF DAY         |
| 1 -                       | 34.180        | 45.501                   | 29.602        | 1:49.283            | 69.18        | 6.000  | 10:13:59.722        |
| 2 -                       | 33.199        | 43.561                   | 29.009        | 1:45.769            | 71.48        | 2.486  | 10:15:45.491        |
| 3 -                       | 33.056        | 43.181                   | 29.097        | 1:45.334            | 71.77        | 2.051  | 10:17:30.825        |
| 4 -                       | 32.501        | 42.807                   | 28.865        | 1:44.173            | 72.57        | 0.890  | 10:19:14.998        |
| 5 -                       | 32.260        | 43.441                   | 37.894        | 1:53.595            | 66.55        | 10.312 | 10:21:08.593        |
| 6 -                       | 32.126        | 42.489                   | <b>28.668</b> | <b>1:43.283 (1)</b> | <b>73.20</b> |        | <b>10:22:51.876</b> |
| 7 -                       | 32.331        | <b>42.461</b>            | 29.034        | 1:43.826 (3)        | 72.82        | 0.543  | 10:24:35.702        |
| 8 -                       | <b>32.115</b> | 42.722                   | 28.791        | 1:43.628 (2)        | 72.95        | 0.345  | 10:26:19.330        |

| P8 23                     |               | Ian MUNRO                |               | Mini Cooper         |              |       |                     |
|---------------------------|---------------|--------------------------|---------------|---------------------|--------------|-------|---------------------|
| IDEAL LAP TIME : 1:43.309 |               | BEST LAP TIME : 1:43.309 |               | DIFFERENCE : 0.000  |              |       |                     |
| LAP                       | SECTOR 1      | SECTOR 2                 | SECTOR 3      | LAP TIME            | MPH          | DIFF  | TIME OF DAY         |
| 1 -                       | 33.323        | 44.452                   | 29.632        | 1:47.407            | 70.39        | 4.098 | 10:13:48.900        |
| 2 -                       | 32.822        | 43.290                   | 28.798        | 1:44.910            | 72.06        | 1.601 | 10:15:33.810        |
| 3 -                       | 32.430        | 42.833                   | 28.608        | 1:43.871            | 72.78        | 0.562 | 10:17:17.681        |
| 4 -                       | 32.468        | 44.423                   | 29.235        | 1:46.126            | 71.24        | 2.817 | 10:19:03.807        |
| 5 -                       | 32.269        | 42.678                   | 28.537        | 1:43.484 (2)        | 73.06        | 0.175 | 10:20:47.291        |
| 6 -                       | <b>32.165</b> | <b>42.638</b>            | <b>28.506</b> | <b>1:43.309 (1)</b> | <b>73.18</b> |       | <b>10:22:30.600</b> |
| 7 -                       | 32.280        | 42.960                   | 28.936        | 1:44.176            | 72.57        | 0.867 | 10:24:14.776        |
| 8 -                       | 32.343        | 42.755                   | 28.645        | 1:43.743 (3)        | 72.87        | 0.434 | 10:25:58.519        |

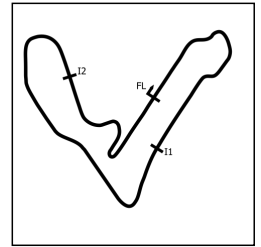
| P9 18                     |               | Daniel PATTERSON         |               | Mini Cooper         |              |       |                     |
|---------------------------|---------------|--------------------------|---------------|---------------------|--------------|-------|---------------------|
| IDEAL LAP TIME : 1:43.502 |               | BEST LAP TIME : 1:43.502 |               | DIFFERENCE : 0.000  |              |       |                     |
| LAP                       | SECTOR 1      | SECTOR 2                 | SECTOR 3      | LAP TIME            | MPH          | DIFF  | TIME OF DAY         |
| 1 -                       | 34.130        | 44.093                   | 29.598        | 1:47.821            | 70.12        | 4.319 | 10:14:57.019        |
| 2 -                       | 33.311        | 43.347                   | 28.986        | 1:45.644            | 71.56        | 2.142 | 10:16:42.663        |
| 3 -                       | 33.827        | 43.123                   | 29.014        | 1:45.964            | 71.35        | 2.462 | 10:18:28.627        |
| 4 -                       | 32.712        | 43.107                   | 28.710        | 1:44.529 (3)        | 72.33        | 1.027 | 10:20:13.156        |
| 5 -                       | 34.293        | 44.285                   | 28.828        | 1:47.406            | 70.39        | 3.904 | 10:22:00.562        |
| 6 -                       | 32.738        | 42.648                   | 28.624        | 1:44.010 (2)        | 72.69        | 0.508 | 10:23:44.572        |
| 7 -                       | <b>32.451</b> | <b>42.572</b>            | <b>28.479</b> | <b>1:43.502 (1)</b> | <b>73.04</b> |       | <b>10:25:28.074</b> |

| P10 22                    |               | Jason BALLANTYNE         |               | Mini Cooper         |              |       |                     |
|---------------------------|---------------|--------------------------|---------------|---------------------|--------------|-------|---------------------|
| IDEAL LAP TIME : 1:43.526 |               | BEST LAP TIME : 1:43.526 |               | DIFFERENCE : 0.000  |              |       |                     |
| LAP                       | SECTOR 1      | SECTOR 2                 | SECTOR 3      | LAP TIME            | MPH          | DIFF  | TIME OF DAY         |
| 1 -                       | 34.017        | 45.444                   | 29.886        | 1:49.347            | 69.14        | 5.821 | 10:14:08.351        |
| 2 -                       | 33.138        | 43.637                   | 29.705        | 1:46.480            | 71.00        | 2.954 | 10:15:54.831        |
| 3 -                       | 33.095        | 43.446                   | 29.898        | 1:46.439            | 71.03        | 2.913 | 10:17:41.270        |
| 4 -                       | 32.836        | 43.184                   | 29.325        | 1:45.345            | 71.77        | 1.819 | 10:19:26.615        |
| 5 -                       | 32.577        | 42.967                   | 29.307        | 1:44.851            | 72.10        | 1.325 | 10:21:11.466        |
| 6 -                       | 32.305        | 43.295                   | 29.050        | 1:44.650 (3)        | 72.24        | 1.124 | 10:22:56.116        |
| 7 -                       | 32.401        | 42.752                   | 29.155        | 1:44.308 (2)        | 72.48        | 0.782 | 10:24:40.424        |
| 8 -                       | <b>32.178</b> | <b>42.642</b>            | <b>28.706</b> | <b>1:43.526 (1)</b> | <b>73.03</b> |       | <b>10:26:23.950</b> |

| P11 65                    |               | Jack IRVINE              |               | Mini Cooper         |              |       |                     |
|---------------------------|---------------|--------------------------|---------------|---------------------|--------------|-------|---------------------|
| IDEAL LAP TIME : 1:43.636 |               | BEST LAP TIME : 1:43.792 |               | DIFFERENCE : 0.156  |              |       |                     |
| LAP                       | SECTOR 1      | SECTOR 2                 | SECTOR 3      | LAP TIME            | MPH          | DIFF  | TIME OF DAY         |
| 1 -                       | 33.477        | 44.569                   | 30.241        | 1:48.287            | 69.82        | 4.495 | 10:13:50.082        |
| 2 -                       | 32.906        | 43.497                   | 29.263        | 1:45.666            | 71.55        | 1.874 | 10:15:35.748        |
| 3 -                       | 32.613        | 43.321                   | 29.182        | 1:45.116            | 71.92        | 1.324 | 10:17:20.864        |
| 4 -                       | 32.619        | 43.455                   | 29.298        | 1:45.372            | 71.75        | 1.580 | 10:19:06.236        |
| 5 -                       | 32.692        | <b>42.830</b>            | 28.865        | 1:44.387 (3)        | 72.42        | 0.595 | 10:20:50.623        |
| 6 -                       | 35.155        | 43.312                   | 28.950        | 1:47.417            | 70.38        | 3.625 | 10:22:38.040        |
| 7 -                       | 32.654        | 42.847                   | 28.626        | 1:44.127 (2)        | 72.60        | 0.335 | 10:24:22.167        |
| 8 -                       | <b>32.228</b> | 42.986                   | <b>28.578</b> | <b>1:43.792 (1)</b> | <b>72.84</b> |       | <b>10:26:05.959</b> |

# 2024 Scottish Mini Cooper Cup

## QUALIFYING - RACE 1 - SECTOR ANALYSIS



SECTOR 1 = FL to I1, SECTOR 2 = I1 to I2, SECTOR 3 = I2 to FL, DIFF = Difference To Personal Best Lap, P = Crossed Finish Line in Pit Lane, D = Time Disallowed

| P12 871 G Jensen BELL |          | Mini Cooper              |          |                     |              |        |                     |
|-----------------------|----------|--------------------------|----------|---------------------|--------------|--------|---------------------|
| IDEAL LAP TIME :      |          | BEST LAP TIME : 1:44.202 |          | DIFFERENCE :        |              |        |                     |
| LAP                   | SECTOR 1 | SECTOR 2                 | SECTOR 3 | LAP TIME            | MPH          | DIFF   | TIME OF DAY         |
| 1 -                   |          |                          |          | 1:50.332            | 68.52        | 6.130  | 10:14:13.387        |
| 2 -                   |          |                          |          | 1:58.137            | 63.99        | 13.935 | 10:16:11.524        |
| 3 -                   |          |                          |          | 1:45.874            | 71.41        | 1.672  | 10:17:57.398        |
| 4 -                   |          |                          |          | 1:45.173            | 71.88        | 0.971  | 10:19:42.571        |
| 5 -                   |          |                          |          | <b>1:44.202 (1)</b> | <b>72.55</b> |        | <b>10:21:26.773</b> |
| 6 -                   |          |                          |          | 1:44.525 (3)        | 72.33        | 0.323  | 10:23:11.298        |
| 7 -                   |          |                          |          | 1:44.227 (2)        | 72.53        | 0.025  | 10:24:55.525        |

| P13 12 NC Jacob HEAP      |               | Mini Cooper              |               |                     |              |        |                     |
|---------------------------|---------------|--------------------------|---------------|---------------------|--------------|--------|---------------------|
| IDEAL LAP TIME : 1:44.190 |               | BEST LAP TIME : 1:44.257 |               | DIFFERENCE : 0.067  |              |        |                     |
| LAP                       | SECTOR 1      | SECTOR 2                 | SECTOR 3      | LAP TIME            | MPH          | DIFF   | TIME OF DAY         |
| 1 -                       | 34.660        | 47.387                   | 34.292        | 1:56.339            | 64.98        | 12.082 | 10:14:16.481        |
| 2 -                       | 34.884        | 44.299                   | 29.751        | 1:48.934            | 69.40        | 4.677  | 10:16:05.415        |
| 3 -                       | 33.250        | 43.873                   | 30.205        | 1:47.328            | 70.44        | 3.071  | 10:17:52.743        |
| 4 -                       | 34.629        | 44.337                   | 29.833        | 1:48.799            | 69.49        | 4.542  | 10:19:41.542        |
| 5 -                       | 32.666        | <b>43.008</b>            | <b>28.874</b> | 1:44.548 (2)        | 72.31        | 0.291  | 10:21:26.090        |
| 6 -                       | <b>32.308</b> | 43.013                   | 28.936        | <b>1:44.257 (1)</b> | <b>72.51</b> |        | <b>10:23:10.347</b> |
| 7 -                       | 32.553        | 43.105                   | 30.908        | 1:46.566 (3)        | 70.94        | 2.309  | 10:24:56.913        |

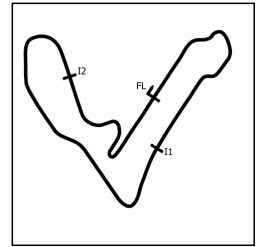
| P14 91 Robbie DALGLEISH   |               | Mini Cooper              |               |                     |              |        |                     |
|---------------------------|---------------|--------------------------|---------------|---------------------|--------------|--------|---------------------|
| IDEAL LAP TIME : 1:43.951 |               | BEST LAP TIME : 1:44.430 |               | DIFFERENCE : 0.479  |              |        |                     |
| LAP                       | SECTOR 1      | SECTOR 2                 | SECTOR 3      | LAP TIME            | MPH          | DIFF   | TIME OF DAY         |
| 1 -                       | 33.734        | 44.283                   | 29.804        | 1:47.821            | 70.12        | 3.391  | 10:13:50.580        |
| 2 -                       | 33.609        | 43.777                   | 29.633        | 1:47.019            | 70.64        | 2.589  | 10:15:37.599        |
| 3 -                       | 32.779        | 43.563                   | 29.333        | 1:45.675            | 71.54        | 1.245  | 10:17:23.274        |
| 4 -                       | 32.669        | 43.616                   | 28.911        | 1:45.196 (3)        | 71.87        | 0.766  | 10:19:08.470        |
| 5 -                       | 32.491        | 43.079                   | 29.017        | 1:44.587 (2)        | 72.29        | 0.157  | 10:20:53.057        |
| 6 -                       | 32.498        | 43.133                   | <b>28.799</b> | <b>1:44.430 (1)</b> | <b>72.39</b> |        | <b>10:22:37.487</b> |
| 7 -                       | 36.006        | 49.071                   | 30.127        | 1:55.204            | 65.62        | 10.774 | 10:24:32.691        |
| 8 -                       | <b>32.408</b> | <b>42.744</b>            | IN PIT        | 1:40.421 P          | 75.28        |        | 10:26:13.112        |

| P15 88 Barry HOLMES       |               | Mini Cooper              |               |                     |              |       |                     |
|---------------------------|---------------|--------------------------|---------------|---------------------|--------------|-------|---------------------|
| IDEAL LAP TIME : 1:44.770 |               | BEST LAP TIME : 1:44.797 |               | DIFFERENCE : 0.027  |              |       |                     |
| LAP                       | SECTOR 1      | SECTOR 2                 | SECTOR 3      | LAP TIME            | MPH          | DIFF  | TIME OF DAY         |
| 1 -                       | 35.374        | 47.133                   | 30.966        | 1:53.473            | 66.62        | 8.676 | 10:14:12.843        |
| 2 -                       | 34.737        | 46.140                   | 30.314        | 1:51.191            | 67.99        | 6.394 | 10:16:04.034        |
| 3 -                       | 33.649        | 44.412                   | 29.970        | 1:48.031            | 69.98        | 3.234 | 10:17:52.065        |
| 4 -                       | 33.428        | 43.929                   | 29.599        | 1:46.956            | 70.68        | 2.159 | 10:19:39.021        |
| 5 -                       | 33.352        | 43.341                   | 29.285        | 1:45.978 (3)        | 71.34        | 1.181 | 10:21:24.999        |
| 6 -                       | 32.710        | <b>43.112</b>            | <b>28.975</b> | <b>1:44.797 (1)</b> | <b>72.14</b> |       | <b>10:23:09.796</b> |
| 7 -                       | <b>32.683</b> | 43.252                   | 29.072        | 1:45.007 (2)        | 72.00        | 0.210 | 10:24:54.803        |

| P16 80 NC Ross FOSTER     |               | Mini Cooper              |               |                     |              |       |                     |
|---------------------------|---------------|--------------------------|---------------|---------------------|--------------|-------|---------------------|
| IDEAL LAP TIME : 1:44.820 |               | BEST LAP TIME : 1:44.848 |               | DIFFERENCE : 0.028  |              |       |                     |
| LAP                       | SECTOR 1      | SECTOR 2                 | SECTOR 3      | LAP TIME            | MPH          | DIFF  | TIME OF DAY         |
| 1 -                       | 35.618        | 46.439                   | 32.291        | 1:54.348            | 66.11        | 9.500 | 10:14:27.248        |
| 2 -                       | 33.547        | 44.476                   | 29.700        | 1:47.723            | 70.18        | 2.875 | 10:16:14.971        |
| 3 -                       | 34.453        | 44.478                   | 29.219        | 1:48.150            | 69.90        | 3.302 | 10:18:03.121        |
| 4 -                       | 32.876        | 43.900                   | 29.779        | 1:46.555            | 70.95        | 1.707 | 10:19:49.676        |
| 5 -                       | 32.734        | 43.803                   | 29.118        | 1:45.655 (2)        | 71.55        | 0.807 | 10:21:35.331        |
| 6 -                       | 32.866        | 44.606                   | <b>28.947</b> | 1:46.419 (3)        | 71.04        | 1.571 | 10:23:21.750        |
| 7 -                       | <b>32.540</b> | <b>43.333</b>            | 28.975        | <b>1:44.848 (1)</b> | <b>72.11</b> |       | <b>10:25:06.598</b> |

# 2024 Scottish Mini Cooper Cup

## QUALIFYING - RACE 1 - SECTOR ANALYSIS



SECTOR 1 = FL to I1, SECTOR 2 = I1 to I2, SECTOR 3 = I2 to FL, DIFF = Difference To Personal Best Lap, P = Crossed Finish Line in Pit Lane, D = Time Disallowed

| P17                       |               | 7 NC                     |               | Blair DRYBURGH      |              | Mini Cooper |                     |
|---------------------------|---------------|--------------------------|---------------|---------------------|--------------|-------------|---------------------|
| IDEAL LAP TIME : 1:44.941 |               | BEST LAP TIME : 1:44.941 |               | DIFFERENCE : 0.000  |              |             |                     |
| LAP                       | SECTOR 1      | SECTOR 2                 | SECTOR 3      | LAP TIME            | MPH          | DIFF        | TIME OF DAY         |
| 1 -                       | 35.004        | 46.696                   | 30.327        | 1:52.027            | 67.48        | 7.086       | 10:13:48.402        |
| 2 -                       | 33.307        | 44.287                   | 29.367        | 1:46.961            | 70.68        | 2.020       | 10:15:35.363        |
| 3 -                       | 34.521        | 44.042                   | 29.919        | 1:48.482            | 69.69        | 3.541       | 10:17:23.845        |
| 4 -                       | 33.055        | 43.486                   | 29.691        | 1:46.232            | 71.17        | 1.291       | 10:19:10.077        |
| 5 -                       | 32.678        | 43.633                   | 29.258        | 1:45.569 (2)        | 71.61        | 0.628       | 10:20:55.646        |
| 6 -                       | 33.121        | 44.079                   | 29.284        | 1:46.484            | 71.00        | 1.543       | 10:22:42.130        |
| 7 -                       | 32.995        | 43.240                   | 29.454        | 1:45.689 (3)        | 71.53        | 0.748       | 10:24:27.819        |
| 8 -                       | <b>32.614</b> | <b>43.209</b>            | <b>29.118</b> | <b>1:44.941 (1)</b> | <b>72.04</b> |             | <b>10:26:12.760</b> |

| P18                       |               | 14 R53                   |               | Rich FLETT          |              | Mini Cooper S |                     |
|---------------------------|---------------|--------------------------|---------------|---------------------|--------------|---------------|---------------------|
| IDEAL LAP TIME : 1:46.382 |               | BEST LAP TIME : 1:46.382 |               | DIFFERENCE : 0.000  |              |               |                     |
| LAP                       | SECTOR 1      | SECTOR 2                 | SECTOR 3      | LAP TIME            | MPH          | DIFF          | TIME OF DAY         |
| 1 -                       | 35.786        | 46.941                   | 29.888        | 1:52.615            | 67.13        | 6.233         | 10:15:16.898        |
| 2 -                       | 33.034        | 44.880                   | 30.274        | 1:48.188 (2)        | 69.88        | 1.806         | 10:17:05.086        |
| 3 -                       | 35.854        | 44.966                   | 30.270        | 1:51.090 (3)        | 68.05        | 4.708         | 10:18:56.176        |
| 4 -                       | <b>32.624</b> | <b>43.996</b>            | <b>29.762</b> | <b>1:46.382 (1)</b> | <b>71.07</b> |               | <b>10:20:42.558</b> |
| 5 -                       | 41.474        | 54.847                   | IN PIT        | 2:05.830 P          | 60.08        | 19.448        | 10:22:48.388        |

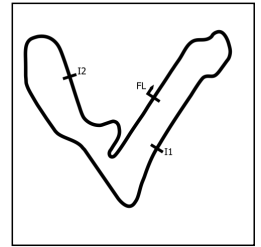
| P19                       |               | 27 NC                    |               | Martin WIJETUNGA    |              | Mini Cooper |                     |
|---------------------------|---------------|--------------------------|---------------|---------------------|--------------|-------------|---------------------|
| IDEAL LAP TIME : 1:46.304 |               | BEST LAP TIME : 1:46.518 |               | DIFFERENCE : 0.214  |              |             |                     |
| LAP                       | SECTOR 1      | SECTOR 2                 | SECTOR 3      | LAP TIME            | MPH          | DIFF        | TIME OF DAY         |
| 1 -                       | 33.892        | 45.294                   | 29.611        | 1:48.797            | 69.49        | 2.279       | 10:14:02.317        |
| 2 -                       | 34.596        | 43.874                   | <b>29.212</b> | 1:47.682            | 70.21        | 1.164       | 10:15:49.999        |
| 3 -                       | 34.333        | 44.036                   | 39.228        | 1:57.597            | 64.29        | 11.079      | 10:17:47.596        |
| 4 -                       | 33.946        | 43.794                   | 29.499        | 1:47.239 (3)        | 70.50        | 0.721       | 10:19:34.835        |
| 5 -                       | 33.684        | 43.624                   | 29.548        | 1:46.856 (2)        | 70.75        | 0.338       | 10:21:21.691        |
| 6 -                       | <b>33.548</b> | <b>43.544</b>            | 29.426        | <b>1:46.518 (1)</b> | <b>70.97</b> |             | <b>10:23:08.209</b> |
| 7 -                       | 35.046        | 45.479                   | 30.200        | 1:50.725            | 68.28        | 4.207       | 10:24:58.934        |

| P20                       |               | 5 NC                     |               | Jonathon WILD       |              | Mini Cooper |                     |
|---------------------------|---------------|--------------------------|---------------|---------------------|--------------|-------------|---------------------|
| IDEAL LAP TIME : 1:45.458 |               | BEST LAP TIME : 1:46.579 |               | DIFFERENCE : 1.121  |              |             |                     |
| LAP                       | SECTOR 1      | SECTOR 2                 | SECTOR 3      | LAP TIME            | MPH          | DIFF        | TIME OF DAY         |
| 1 -                       | 37.076        | 48.652                   | 31.210        | 1:56.938            | 64.65        | 10.359      | 10:14:18.945        |
| 2 -                       | 34.770        | 46.007                   | 30.803        | 1:51.580            | 67.75        | 5.001       | 10:16:10.525        |
| 3 -                       | 33.929        | 45.318                   | 29.308        | 1:48.555            | 69.64        | 1.976       | 10:17:59.080        |
| 4 -                       | 33.394        | 44.412                   | 31.146        | 1:48.952            | 69.39        | 2.373       | 10:19:48.032        |
| 5 -                       | 33.285        | 44.288                   | <b>29.006</b> | <b>1:46.579 (1)</b> | <b>70.93</b> |             | <b>10:21:34.611</b> |
| 6 -                       | <b>33.270</b> | 44.231                   | 29.285        | 1:46.786 (2)        | 70.80        | 0.207       | 10:23:21.397        |
| 7 -                       | 34.699        | <b>43.182</b>            | 29.095        | 1:46.976 (3)        | 70.67        | 0.397       | 10:25:08.373        |

| P21                       |               | 333                      |               | Ewan ROBERTSON      |              | Mini Cooper |                     |
|---------------------------|---------------|--------------------------|---------------|---------------------|--------------|-------------|---------------------|
| IDEAL LAP TIME : 1:46.572 |               | BEST LAP TIME : 1:47.305 |               | DIFFERENCE : 0.733  |              |             |                     |
| LAP                       | SECTOR 1      | SECTOR 2                 | SECTOR 3      | LAP TIME            | MPH          | DIFF        | TIME OF DAY         |
| 1 -                       | 35.475        | 46.428                   | 31.178        | 1:53.081            | 66.86        | 5.776       | 10:13:50.227        |
| 2 -                       | 33.499        | <b>44.119</b>            | 29.984        | 1:47.602            | 70.26        | 0.297       | 10:15:37.829        |
| 3 -                       | 33.628        | 44.197                   | <b>29.658</b> | 1:47.483 (2)        | 70.34        | 0.178       | 10:17:25.312        |
| 4 -                       | 33.370        | 44.416                   | 29.707        | 1:47.493 (3)        | 70.33        | 0.188       | 10:19:12.805        |
| 5 -                       | 33.089        | 44.386                   | 29.830        | <b>1:47.305 (1)</b> | <b>70.45</b> |             | <b>10:21:00.110</b> |
| 6 -                       | 33.193        | 44.869                   | 30.032        | 1:48.094            | 69.94        | 0.789       | 10:22:48.204        |
| 7 -                       | 33.054        | 44.853                   | 29.897        | 1:47.804            | 70.13        | 0.499       | 10:24:36.008        |
| 8 -                       | <b>32.795</b> | 47.547                   | IN PIT        | 1:48.877 P          | 69.44        | 1.572       | 10:26:24.885        |

# 2024 Scottish Mini Cooper Cup

## QUALIFYING - RACE 1 - SECTOR ANALYSIS



SECTOR 1 = FL to I1, SECTOR 2 = I1 to I2, SECTOR 3 = I2 to FL, DIFF = Difference To Personal Best Lap, P = Crossed Finish Line in Pit Lane, D = Time Disallowed

| P22 164 NC                |               | Curtis PATERSON          |               | Mini Cooper         |              |       |                     |
|---------------------------|---------------|--------------------------|---------------|---------------------|--------------|-------|---------------------|
| IDEAL LAP TIME : 1:50.048 |               | BEST LAP TIME : 1:50.048 |               | DIFFERENCE : 0.000  |              |       |                     |
| LAP                       | SECTOR 1      | SECTOR 2                 | SECTOR 3      | LAP TIME            | MPH          | DIFF  | TIME OF DAY         |
| 1 -                       | 38.146        | 48.590                   | 31.619        | 1:58.355            | 63.88        | 8.307 | 10:14:30.364        |
| 2 -                       | 36.692        | 48.842                   | 30.585        | 1:56.119            | 65.11        | 6.071 | 10:16:26.483        |
| 3 -                       | 35.415        | 46.191                   | 30.505        | 1:52.111 (3)        | 67.43        | 2.063 | 10:18:18.594        |
| 4 -                       | 35.583        | 46.945                   | 31.000        | 1:53.528            | 66.59        | 3.480 | 10:20:12.122        |
| 5 -                       | 37.981        | 46.715                   | 30.700        | 1:55.396            | 65.51        | 5.348 | 10:22:07.518        |
| 6 -                       | 35.212        | 45.603                   | 30.123        | 1:50.938 (2)        | 68.15        | 0.890 | 10:23:58.456        |
| 7 -                       | <b>34.579</b> | <b>45.458</b>            | <b>30.011</b> | <b>1:50.048 (1)</b> | <b>68.70</b> |       | <b>10:25:48.504</b> |



# 2024 Scottish Mini Cooper Cup

## QUALIFYING - RACE 1 - BEST SECTORS

| SECTOR 1 |     |            | SECTOR 2 |     |            | SECTOR 3 |     |            | IDEAL / BEST COMPARISON |     |     |            |                    |                 |       |
|----------|-----|------------|----------|-----|------------|----------|-----|------------|-------------------------|-----|-----|------------|--------------------|-----------------|-------|
| POS      | NO  | NAME       | TIME     | NO  | NAME       | TIME     | NO  | NAME       | TIME                    | POS | NO  | NAME       | IDEAL              | BEST            | DIFF  |
|          |     |            |          |     |            |          |     |            |                         |     |     |            | <b>PERFECT LAP</b> | <b>1:41.527</b> |       |
| 1        | 95  | BLAKE      | 31.147   | 25  | LITTLE     | 42.074   | 70  | MORTIMER   | 28.306                  | 1   | 95  | BLAKE      | 1:41.726           | 1:41.864        | 0.138 |
| 2        | 97  | BLAKE      | 31.539   | 70  | MORTIMER   | 42.103   | 25  | LITTLE     | 28.361                  | 2   | 70  | MORTIMER   | 1:42.238           | 1:42.238        | 0.000 |
| 3        | 21  | WILKINSON  | 31.562   | 95  | BLAKE      | 42.153   | 53  | MCPHADEN   | 28.424                  | 3   | 21  | WILKINSON  | 1:42.298           | 1:42.298        | 0.000 |
| 4        | 70  | MORTIMER   | 31.829   | 21  | WILKINSON  | 42.193   | 95  | BLAKE      | 28.426                  | 4   | 25  | LITTLE     | 1:42.333           | 1:42.420        | 0.087 |
| 5        | 25  | LITTLE     | 31.898   | 53  | MCPHADEN   | 42.407   | 18  | PATTERSON  | 28.479                  | 5   | 97  | BLAKE      | 1:42.900           | 1:43.172        | 0.272 |
| 6        | 53  | MCPHADEN   | 32.097   | 52  | WILLIAMS   | 42.461   | 23  | MUNRO      | 28.506                  | 6   | 53  | MCPHADEN   | 1:42.928           | 1:43.032        | 0.104 |
| 7        | 52  | WILLIAMS   | 32.115   | 97  | BLAKE      | 42.540   | 21  | WILKINSON  | 28.543                  | 7   | 52  | WILLIAMS   | 1:43.244           | 1:43.283        | 0.039 |
| 8        | 23  | MUNRO      | 32.165   | 18  | PATTERSON  | 42.572   | 65  | IRVINE     | 28.578                  | 8   | 23  | MUNRO      | 1:43.309           | 1:43.309        | 0.000 |
| 9        | 22  | BALLANTYNE | 32.178   | 23  | MUNRO      | 42.638   | 52  | WILLIAMS   | 28.668                  | 9   | 18  | PATTERSON  | 1:43.502           | 1:43.502        | 0.000 |
| 10       | 65  | IRVINE     | 32.228   | 22  | BALLANTYNE | 42.642   | 22  | BALLANTYNE | 28.706                  | 10  | 22  | BALLANTYNE | 1:43.526           | 1:43.526        | 0.000 |
| 11       | 12  | HEAP       | 32.308   | 91  | DALGLEISH  | 42.744   | 91  | DALGLEISH  | 28.799                  | 11  | 65  | IRVINE     | 1:43.636           | 1:43.792        | 0.156 |
| 12       | 91  | DALGLEISH  | 32.408   | 65  | IRVINE     | 42.830   | 97  | BLAKE      | 28.821                  | 12  | 91  | DALGLEISH  | 1:43.951           | 1:44.430        | 0.479 |
| 13       | 18  | PATTERSON  | 32.451   | 12  | HEAP       | 43.008   | 12  | HEAP       | 28.874                  | 13  | 12  | HEAP       | 1:44.190           | 1:44.257        | 0.067 |
| 14       | 80  | FOSTER     | 32.540   | 88  | HOLMES     | 43.112   | 80  | FOSTER     | 28.947                  | 14  | 88  | HOLMES     | 1:44.770           | 1:44.797        | 0.027 |
| 15       | 7   | DRYBURGH   | 32.614   | 5   | WILD       | 43.182   | 88  | HOLMES     | 28.975                  | 15  | 80  | FOSTER     | 1:44.820           | 1:44.848        | 0.028 |
| 16       | 14  | FLETT      | 32.624   | 7   | DRYBURGH   | 43.209   | 5   | WILD       | 29.006                  | 16  | 7   | DRYBURGH   | 1:44.941           | 1:44.941        | 0.000 |
| 17       | 88  | HOLMES     | 32.683   | 80  | FOSTER     | 43.333   | 7   | DRYBURGH   | 29.118                  | 17  | 5   | WILD       | 1:45.458           | 1:46.579        | 1.121 |
| 18       | 333 | ROBERTSON  | 32.795   | 27  | WIJETUNGA  | 43.544   | 27  | WIJETUNGA  | 29.212                  | 18  | 27  | WIJETUNGA  | 1:46.304           | 1:46.518        | 0.214 |
| 19       | 5   | WILD       | 33.270   | 14  | FLETT      | 43.996   | 333 | ROBERTSON  | 29.658                  | 19  | 14  | FLETT      | 1:46.382           | 1:46.382        | 0.000 |
| 20       | 27  | WIJETUNGA  | 33.548   | 333 | ROBERTSON  | 44.119   | 14  | FLETT      | 29.762                  | 20  | 333 | ROBERTSON  | 1:46.572           | 1:47.305        | 0.733 |
| 21       | 164 | PATERSON   | 34.579   | 164 | PATERSON   | 45.458   | 164 | PATERSON   | 30.011                  | 21  | 164 | PATERSON   | 1:50.048           | 1:50.048        | 0.000 |
| 22       |     |            |          |     |            |          |     |            |                         | 22  | 871 | BELL       |                    | 1:44.202        |       |

# 2024 Scottish Mini Cooper Cup

## QUALIFYING - RACE 1 - STATISTICS

|                               |                           |
|-------------------------------|---------------------------|
| <b>Competitors Started</b>    | 22                        |
| <b>Planned Start</b>          | 2024-09-07 @ 10:20:00.000 |
| <b>Actual Start</b>           | 2024-09-07 @ 10:09:47.213 |
| <b>Finish Time</b>            | 2024-09-07 @ 10:24:47.153 |
| <b>Track Length</b>           | 2.1001mi.                 |
| <b>Total Laps</b>             | 153                       |
| <b>Total Distance Covered</b> | 321.3263mi.               |

### Session Fastest Lap History

| NO | CL    | NAME         | LAP TIME        | TIME OF DAY  | LAP | VEHICLE       |
|----|-------|--------------|-----------------|--------------|-----|---------------|
| 70 |       | Oly MORTIMER | <b>1:46.376</b> | 10:13:47.411 | 1   | Mini Cooper   |
| 70 |       | Oly MORTIMER | <b>1:44.970</b> | 10:15:32.379 | 2   | Mini Cooper   |
| 23 |       | Ian MUNRO    | <b>1:44.910</b> | 10:15:33.821 | 2   | Mini Cooper   |
| 70 |       | Oly MORTIMER | <b>1:44.045</b> | 10:17:16.424 | 3   | Mini Cooper   |
| 23 |       | Ian MUNRO    | <b>1:43.871</b> | 10:17:17.693 | 3   | Mini Cooper   |
| 97 | R53   | Jamie BLAKE  | <b>1:43.172</b> | 10:17:41.777 | 3   | Mini Cooper S |
| 95 | R53 G | Criag BLAKE  | <b>1:42.158</b> | 10:21:52.287 | 1   | Mini Cooper S |
| 95 | R53 G | Criag BLAKE  | <b>1:41.864</b> | 10:23:34.151 | 2   | Mini Cooper S |

### Flag History

| TYPE   | TIME OF DAY  |
|--------|--------------|
| GREEN  | 10:09:47.213 |
| FINISH | 10:24:47.153 |

### Flag Statistics

| TYPE       | COUNT | TOTAL LAPS | TOTAL TIME |
|------------|-------|------------|------------|
| Green      | 1     | 8          | 17:34.082  |
| Red        | 0     | 0          | 0.000      |
| Safety Car | 0     | 0          | 0.000      |
| FCY        | 0     | 0          | 0.000      |

## 2024 Scottish Mini Cooper Cup

### QUALIFYING - RACE 1 - STATISTICS

CLASS :

9 Starters

#### Fastest Lap History

| NO | NAME         | LAP TIME        | TIME OF DAY  | LAP | VEHICLE     |
|----|--------------|-----------------|--------------|-----|-------------|
| 70 | Oly MORTIMER | <b>1:46.376</b> | 10:13:47.411 | 1   | Mini Cooper |
| 70 | Oly MORTIMER | <b>1:44.970</b> | 10:15:32.379 | 2   | Mini Cooper |
| 23 | Ian MUNRO    | <b>1:44.910</b> | 10:15:33.821 | 2   | Mini Cooper |
| 70 | Oly MORTIMER | <b>1:44.045</b> | 10:17:16.424 | 3   | Mini Cooper |
| 23 | Ian MUNRO    | <b>1:43.871</b> | 10:17:17.693 | 3   | Mini Cooper |
| 25 | Chad LITTLE  | <b>1:43.597</b> | 10:20:45.685 | 3   | Mini Cooper |
| 23 | Ian MUNRO    | <b>1:43.484</b> | 10:20:47.303 | 5   | Mini Cooper |
| 25 | Chad LITTLE  | <b>1:42.893</b> | 10:22:28.580 | 4   | Mini Cooper |
| 25 | Chad LITTLE  | <b>1:42.420</b> | 10:24:10.999 | 5   | Mini Cooper |
| 70 | Oly MORTIMER | <b>1:42.238</b> | 10:24:28.085 | 7   | Mini Cooper |

## 2024 Scottish Mini Cooper Cup

### QUALIFYING - RACE 1 - STATISTICS

CLASS : NC

8 Starters

#### Fastest Lap History

| NO | NAME             | LAP TIME | TIME OF DAY  | LAP | VEHICLE     |
|----|------------------|----------|--------------|-----|-------------|
| 7  | Blair DRYBURGH   | 1:52.027 | 10:13:48.416 | 1   | Mini Cooper |
| 53 | Stuart MCPHADEN  | 1:47.809 | 10:13:53.671 | 1   | Mini Cooper |
| 7  | Blair DRYBURGH   | 1:46.961 | 10:15:35.377 | 2   | Mini Cooper |
| 53 | Stuart MCPHADEN  | 1:46.205 | 10:15:39.877 | 2   | Mini Cooper |
| 52 | Michael WILLIAMS | 1:45.769 | 10:15:45.501 | 2   | Mini Cooper |
| 52 | Michael WILLIAMS | 1:45.334 | 10:17:30.835 | 3   | Mini Cooper |
| 53 | Stuart MCPHADEN  | 1:44.400 | 10:19:13.270 | 4   | Mini Cooper |
| 52 | Michael WILLIAMS | 1:44.173 | 10:19:15.008 | 4   | Mini Cooper |
| 53 | Stuart MCPHADEN  | 1:43.684 | 10:22:50.490 | 6   | Mini Cooper |
| 52 | Michael WILLIAMS | 1:43.283 | 10:22:51.886 | 6   | Mini Cooper |
| 53 | Stuart MCPHADEN  | 1:43.032 | 10:24:33.521 | 7   | Mini Cooper |

## 2024 Scottish Mini Cooper Cup

### QUALIFYING - RACE 1 - STATISTICS

CLASS : R53

2 Starters

#### Fastest Lap History

| NO | NAME        | LAP TIME | TIME OF DAY  | LAP | VEHICLE       |
|----|-------------|----------|--------------|-----|---------------|
| 97 | Jamie BLAKE | 1:46.568 | 10:14:13.624 | 1   | Mini Cooper S |
| 97 | Jamie BLAKE | 1:44.983 | 10:15:58.606 | 2   | Mini Cooper S |
| 97 | Jamie BLAKE | 1:43.172 | 10:17:41.777 | 3   | Mini Cooper S |

## 2024 Scottish Mini Cooper Cup

### QUALIFYING - RACE 1 - STATISTICS

CLASS : R53 G

2 Starters

#### Fastest Lap History

| NO | NAME           | LAP TIME | TIME OF DAY  | LAP | VEHICLE       |
|----|----------------|----------|--------------|-----|---------------|
| 21 | Ross WILKINSON | 1:49.794 | 10:14:14.780 | 1   | Mini Cooper S |
| 21 | Ross WILKINSON | 1:46.441 | 10:16:01.220 | 2   | Mini Cooper S |
| 21 | Ross WILKINSON | 1:44.280 | 10:17:45.503 | 3   | Mini Cooper S |
| 95 | Criag BLAKE    | 1:42.158 | 10:21:52.287 | 1   | Mini Cooper S |
| 95 | Criag BLAKE    | 1:41.864 | 10:23:34.151 | 2   | Mini Cooper S |

## 2024 Scottish Mini Cooper Cup

### QUALIFYING - RACE 1 - STATISTICS

CLASS : G


1 Starters

#### Fastest Lap History

| NO  | NAME        | LAP TIME        | TIME OF DAY  | LAP | VEHICLE     |
|-----|-------------|-----------------|--------------|-----|-------------|
| 871 | Jensen BELL | <b>1:50.332</b> | 10:14:13.387 | 1   | Mini Cooper |
| 871 | Jensen BELL | <b>1:45.874</b> | 10:17:57.398 | 3   | Mini Cooper |
| 871 | Jensen BELL | <b>1:45.173</b> | 10:19:42.571 | 4   | Mini Cooper |
| 871 | Jensen BELL | <b>1:44.202</b> | 10:21:26.773 | 5   | Mini Cooper |

# 2024 Scottish Mini Cooper Cup

## RACE 1 - GRID (15 minutes)

|  |    |          |                            |    |          |                            |
|--|----|----------|----------------------------|----|----------|----------------------------|
| ROW 12   | 23 | 1:47.305 | <b>333</b> Ewan ROBERTSON  | 24 | 1:50.048 | <b>164</b> Curtis PATERSON |
| ROW 11   | 21 | 1:46.518 | <b>27</b> Martin WIJETUNGA | 22 | 1:46.579 | <b>5</b> Jonathon WILD     |
| ROW 10   | 19 | 1:44.848 | <b>80</b> Ross FOSTER      | 20 | 1:44.941 | <b>7</b> Blair DRYBURGH    |
| ROW 9  | 17 | 1:44.430 | <b>91</b> Robbie DALGLEISH | 18 | 1:44.797 | <b>88</b> Barry HOLMES     |
| ROW 8  | 15 | 1:44.202 | <b>871</b> Jensen BELL     | 16 | 1:44.257 | <b>12</b> Jacob HEAP       |
| ROW 7  | 13 | 1:43.526 | <b>22</b> Jason BALLANTYNE | 14 | 1:43.792 | <b>65</b> Jack IRVINE      |
| ROW 6  | 11 | 1:43.309 | <b>23</b> Ian MUNRO        | 12 | 1:43.502 | <b>18</b> Daniel PATTERSON |
| ROW 5  | 9  | 1:43.032 | <b>53</b> Stuart MCPHADEN  | 10 | 1:43.283 | <b>52</b> Michael WILLIAMS |
| ROW 4  | 7  | 1:42.238 | <b>70</b> Oly MORTIMER     | 8  | 1:42.420 | <b>25</b> Chad LITTLE      |
| ROW 3  |    |          |                            |    |          |                            |
| ROW 2  | 3  | 1:43.172 | <b>97</b> Jamie BLAKE      | 4  | 1:46.382 | <b>14</b> Rich FLETT       |
| ROW 1  | 1  | 1:41.864 | <b>95</b> Criag BLAKE      | 2  | 1:42.298 | <b>21</b> Ross WILKINSON   |
| <b>Pole</b>  |    |          |                            |    |          |                            |
|  |    |          |                            |    |          |                            |

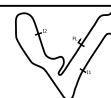
These results are provisional until the conclusion of any judicial and technical matters.

Croft: 2.1001 miles

Clerk Of Course: Robert Briggs

Stewards:

Timekeeper: Rob Cook





# 2024 Scottish Mini Cooper Cup

## RACE 1 - CLASSIFICATION

Race Distance: 9 Laps / 18.90 miles

| POS | NO  | CL    | PIC | NAME             | ENTRY         | LAPS | TIME      | GAP      | DIFF   | MPH   | BEST     | ON | GRD | ↑↓  |
|-----|-----|-------|-----|------------------|---------------|------|-----------|----------|--------|-------|----------|----|-----|-----|
| 1   | 97  | R53   | 1   | Jamie BLAKE      | Mini Cooper S | 9    | 15:13.010 |          |        | 74.52 | 1:36.805 | 9  | 3   | 2   |
| 2   | 95  | R53 G | 1   | Criag BLAKE      | Mini Cooper S | 9    | 15:13.667 | 0.657    | 0.657  | 74.47 | 1:36.523 | 9  | 1   | -1  |
| 3   | 21  | R53 G | 2   | Ross WILKINSON   | Mini Cooper S | 9    | 15:33.439 | 20.429   | 19.772 | 72.89 | 1:40.054 | 5  | 2   | -1  |
| 4   | 25  |       | 1   | Chad LITTLE      | Mini Cooper   | 9    | 15:47.496 | 34.486   | 14.057 | 71.81 | 1:42.359 | 4  | 6   | 2   |
| 5   | 65  |       | 2   | Jack IRVINE      | Mini Cooper   | 9    | 15:52.075 | 39.065   | 4.579  | 71.47 | 1:42.903 | 8  | 12  | 7   |
| 6   | 22* |       | 3   | Jason BALLANTYNE | Mini Cooper   | 9    | 15:52.259 | 39.249   | 0.184  | 71.45 | 1:42.663 | 8  | 11  | 5   |
| 7   | 91  |       | 4   | Robbie DALGLEISH | Mini Cooper   | 9    | 15:52.483 | 39.473   | 0.224  | 71.44 | 1:42.668 | 8  | 15  | 8   |
| 8   | 70  |       | 5   | Oly MORTIMER     | Mini Cooper   | 9    | 15:53.112 | 40.102   | 0.629  | 71.39 | 1:42.439 | 8  | 5   | -3  |
| 9   | 18  |       | 6   | Daniel PATTERSON | Mini Cooper   | 9    | 15:53.299 | 40.289   | 0.187  | 71.37 | 1:41.950 | 8  | 10  | 1   |
| 10  | 53  | NC    | 1   | Stuart MCPHADEN  | Mini Cooper   | 9    | 15:54.875 | 41.865   | 1.576  | 71.26 | 1:42.827 | 8  | 7   | -3  |
| 11  | 23  |       | 7   | Ian MUNRO        | Mini Cooper   | 9    | 15:55.214 | 42.204   | 0.339  | 71.23 | 1:42.467 | 4  | 9   | -2  |
| 12  | 12  | NC    | 2   | Jacob HEAP       | Mini Cooper   | 9    | 15:55.502 | 42.492   | 0.288  | 71.21 | 1:42.873 | 8  | 14  | 2   |
| 13  | 27  | NC    | 3   | Martin WIJETUNGA | Mini Cooper   | 9    | 15:57.717 | 44.707   | 2.215  | 71.04 | 1:43.460 | 8  | 19  | 6   |
| 14  | 52  | NC    | 4   | Michael WILLIAMS | Mini Cooper   | 9    | 15:58.920 | 45.910   | 1.203  | 70.96 | 1:42.967 | 8  | 8   | -6  |
| 15  | 871 | G     | 1   | Jensen BELL      | Mini Cooper   | 9    | 16:03.604 | 50.594   | 4.684  | 70.61 | 1:44.355 | 7  | 13  | -2  |
| 16  | 88  |       | 8   | Barry HOLMES     | Mini Cooper   | 9    | 16:03.891 | 50.881   | 0.287  | 70.59 | 1:43.326 | 7  | 16  | 0   |
| 17  | 14  | R53   | 2   | Rich FLETT       | Mini Cooper S | 9    | 16:07.299 | 54.289   | 3.408  | 70.34 | 1:40.912 | 4  | 4   | -13 |
| 18  | 7   | NC    | 5   | Blair DRYBURGH   | Mini Cooper   | 9    | 16:08.647 | 55.637   | 1.348  | 70.24 | 1:44.225 | 4  | 18  | 0   |
| 19  | 333 |       | 9   | Ewan ROBERTSON   | Mini Cooper   | 9    | 16:21.807 | 1:08.797 | 13.160 | 69.30 | 1:46.860 | 8  | 21  | 2   |
| 20  | 164 | NC    | 6   | Curtis PATERSON  | Mini Cooper   | 9    | 16:29.247 | 1:16.237 | 7.440  | 68.78 | 1:45.572 | 8  | 22  | 2   |

### NOT CLASSIFIED

|     |   |    |  |               |             |   |  |  |  |  |  |  |  |    |
|-----|---|----|--|---------------|-------------|---|--|--|--|--|--|--|--|----|
| DNF | 5 | NC |  | Jonathon WILD | Mini Cooper | 0 |  |  |  |  |  |  |  | 20 |
|-----|---|----|--|---------------|-------------|---|--|--|--|--|--|--|--|----|

### NOT STARTED

|    |    |    |  |             |             |  |  |  |  |  |  |  |  |    |
|----|----|----|--|-------------|-------------|--|--|--|--|--|--|--|--|----|
| NS | 80 | NC |  | Ross FOSTER | Mini Cooper |  |  |  |  |  |  |  |  | 17 |
|----|----|----|--|-------------|-------------|--|--|--|--|--|--|--|--|----|

### FASTEST LAP

|     |       |  |  |                  |               |   |          |  |  |           |  |            |
|-----|-------|--|--|------------------|---------------|---|----------|--|--|-----------|--|------------|
| 95  | R53 G |  |  | Criag BLAKE      | Mini Cooper S | 9 | 1:36.523 |  |  | 78.32 mph |  | 126.05 kph |
| 97  | R53   |  |  | Jamie BLAKE      | Mini Cooper S | 9 | 1:36.805 |  |  | 78.10 mph |  | 125.69 kph |
| 18  |       |  |  | Daniel PATTERSON | Mini Cooper   | 8 | 1:41.950 |  |  | 74.16 mph |  | 119.34 kph |
| 53  | NC    |  |  | Stuart MCPHADEN  | Mini Cooper   | 8 | 1:42.827 |  |  | 73.52 mph |  | 118.33 kph |
| 871 | G     |  |  | Jensen BELL      | Mini Cooper   | 7 | 1:44.355 |  |  | 72.45 mph |  | 116.59 kph |

### Comments:

\* Car 22 Intermittent transponder - Please re-site

Weather / Track : Drizzle / Dry

These results are provisional until the conclusion of any judicial and technical matters.

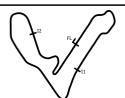
Date: 07/09/2024 Start: 12:29 Finish: 12:44

Croft: 2.1001 miles

Clerk Of Course: Robert Briggs

Stewards:

Timekeeper: Rob Cook



# 2024 Scottish Mini Cooper Cup

## RACE 1 - BEST SECTORS

| SECTOR 1 |     |           | SECTOR 2 |     |           | SECTOR 3 |     |           | IDEAL / BEST COMPARISON |     |     |            |                    |                 |       |
|----------|-----|-----------|----------|-----|-----------|----------|-----|-----------|-------------------------|-----|-----|------------|--------------------|-----------------|-------|
| POS      | NO  | NAME      | TIME     | NO  | NAME      | TIME     | NO  | NAME      | TIME                    | POS | NO  | NAME       | IDEAL              | BEST            | DIFF  |
|          |     |           |          |     |           |          |     |           |                         |     |     |            | <b>PERFECT LAP</b> | <b>1:35.919</b> |       |
| 1        | 97  | BLAKE     | 29.626   | 95  | BLAKE     | 39.317   | 97  | BLAKE     | 26.976                  | 1   | 95  | BLAKE      | 1:36.089           | 1:36.523        | 0.434 |
| 2        | 95  | BLAKE     | 29.644   | 97  | BLAKE     | 39.828   | 95  | BLAKE     | 27.128                  | 2   | 97  | BLAKE      | 1:36.430           | 1:36.805        | 0.375 |
| 3        | 21  | WILKINSON | 30.546   | 21  | WILKINSON | 41.271   | 21  | WILKINSON | 27.818                  | 3   | 21  | WILKINSON  | 1:39.635           | 1:40.054        | 0.419 |
| 4        | 14  | FLETT     | 30.554   | 14  | FLETT     | 41.821   | 14  | FLETT     | 28.032                  | 4   | 14  | FLETT      | 1:40.407           | 1:40.912        | 0.505 |
| 5        | 70  | MORTIMER  | 31.488   | 18  | PATTERSON | 41.942   | 18  | PATTERSON | 28.123                  | 5   | 18  | PATTERSON  | 1:41.729           | 1:41.950        | 0.221 |
| 6        | 18  | PATTERSON | 31.664   | 12  | HEAP      | 42.172   | 70  | MORTIMER  | 28.182                  | 6   | 70  | MORTIMER   | 1:41.962           | 1:42.439        | 0.477 |
| 7        | 23  | MUNRO     | 31.671   | 70  | MORTIMER  | 42.292   | 23  | MUNRO     | 28.202                  | 7   | 23  | MUNRO      | 1:42.186           | 1:42.467        | 0.281 |
| 8        | 25  | LITTLE    | 31.689   | 23  | MUNRO     | 42.313   | 65  | IRVINE    | 28.242                  | 8   | 25  | LITTLE     | 1:42.359           | 1:42.359        | 0.000 |
| 9        | 52  | WILLIAMS  | 31.815   | 91  | DALGLEISH | 42.333   | 25  | LITTLE    | 28.264                  | 9   | 12  | HEAP       | 1:42.452           | 1:42.873        | 0.421 |
| 10       | 53  | MCPHADEN  | 31.822   | 27  | WIJETUNGA | 42.333   | 91  | DALGLEISH | 28.337                  | 10  | 91  | DALGLEISH  | 1:42.554           | 1:42.668        | 0.114 |
| 11       | 65  | IRVINE    | 31.839   | 53  | MCPHADEN  | 42.374   | 12  | HEAP      | 28.357                  | 11  | 65  | IRVINE     | 1:42.632           | 1:42.903        | 0.271 |
| 12       | 91  | DALGLEISH | 31.884   | 25  | LITTLE    | 42.406   | 52  | WILLIAMS  | 28.382                  | 12  | 52  | WILLIAMS   | 1:42.696           | 1:42.967        | 0.271 |
| 13       | 12  | HEAP      | 31.923   | 52  | WILLIAMS  | 42.499   | 871 | BELL      | 28.398                  | 13  | 53  | MCPHADEN   | 1:42.827           | 1:42.827        | 0.000 |
| 14       | 27  | WIJETUNGA | 31.983   | 65  | IRVINE    | 42.551   | 88  | HOLMES    | 28.535                  | 14  | 27  | WIJETUNGA  | 1:42.918           | 1:43.460        | 0.542 |
| 15       | 88  | HOLMES    | 32.022   | 7   | DRYBURGH  | 42.682   | 27  | WIJETUNGA | 28.602                  | 15  | 88  | HOLMES     | 1:43.326           | 1:43.326        | 0.000 |
| 16       | 7   | DRYBURGH  | 32.075   | 88  | HOLMES    | 42.769   | 53  | MCPHADEN  | 28.631                  | 16  | 7   | DRYBURGH   | 1:43.534           | 1:44.225        | 0.691 |
| 17       | 871 | BELL      | 32.280   | 871 | BELL      | 42.917   | 7   | DRYBURGH  | 28.777                  | 17  | 871 | BELL       | 1:43.595           | 1:44.355        | 0.760 |
| 18       | 333 | ROBERTSON | 32.700   | 164 | PATERSON  | 43.512   | 164 | PATERSON  | 28.883                  | 18  | 164 | PATERSON   | 1:45.290           | 1:45.572        | 0.282 |
| 19       | 164 | PATERSON  | 32.895   | 333 | ROBERTSON | 43.976   | 333 | ROBERTSON | 29.223                  | 19  | 333 | ROBERTSON  | 1:45.899           | 1:46.860        | 0.961 |
| 20       |     |           |          |     |           |          |     |           |                         | 20  | 22  | BALLANTYNE |                    | 1:42.663        |       |
| 21       |     |           |          |     |           |          |     |           |                         |     |     |            |                    |                 |       |

# 2024 Scottish Mini Cooper Cup

## RACE 1 - LAP CHART

| LAP 1 @ 12:31:02.463 |        |          | LAP 2 @ 12:32:49.727 |        |          | LAP 3 @ 12:34:33.080 |        |          | LAP 4 @ 12:36:12.600 |        |          | LAP 5 @ 12:37:50.935 |        |          |
|----------------------|--------|----------|----------------------|--------|----------|----------------------|--------|----------|----------------------|--------|----------|----------------------|--------|----------|
| NO                   | BEHIND | LAP TIME | NO                   | BEHIND | LAP TIME | NO                   | BEHIND | LAP TIME | NO                   | BEHIND | LAP TIME | NO                   | BEHIND | LAP TIME |
| 95                   |        | 1:56.151 | 95                   |        | 1:47.264 | 95                   |        | 1:43.353 | 97                   |        | 1:39.377 | 97                   |        | 1:38.335 |
| 25                   | 1.082  | 1:57.233 | 97                   | 0.254  | 1:46.160 | 97                   | 0.143  | 1:43.242 | 95                   | 0.488  | 1:40.008 | 95                   | 0.289  | 1:38.136 |
| 21                   | 1.243  | 1:57.394 | 21                   | 0.712  | 1:46.733 | 21                   | 0.668  | 1:43.309 | 21                   | 1.381  | 1:40.233 | 21                   | 3.100  | 1:40.054 |
| 97                   | 1.358  | 1:57.509 | 25                   | 1.656  | 1:47.838 | 25                   | 1.993  | 1:43.690 | 25                   | 4.832  | 1:42.359 | 25                   | 9.623  | 1:43.126 |
| 70                   | 1.510  | 1:57.661 | 22                   | 2.300  | 1:46.192 | 22                   | 3.389  | 1:44.442 | 22                   | 6.853  | 1:42.984 | 22                   | 12.768 | 1:44.250 |
| 91                   | 3.001  | 1:59.152 | 70                   | 2.667  | 1:48.421 | 70                   | 3.717  | 1:44.403 | 70                   | 6.953  | 1:42.756 | 70                   | 13.043 | 1:44.425 |
| 22                   | 3.372  | 1:59.523 | 91                   | 3.055  | 1:47.318 | 91                   | 4.522  | 1:44.820 | 65                   | 8.305  | 1:43.044 | 65                   | 13.443 | 1:43.473 |
| 53                   | 3.624  | 1:59.775 | 18                   | 3.216  | 1:45.686 | 18                   | 4.585  | 1:44.722 | 91                   | 8.709  | 1:43.707 | 14                   | 13.608 | 1:41.839 |
| 18                   | 4.794  | 2:00.945 | 53                   | 3.384  | 1:47.024 | 65                   | 4.781  | 1:44.323 | 18                   | 8.976  | 1:43.911 | 91                   | 13.797 | 1:43.423 |
| 7                    | 5.024  | 2:01.175 | 65                   | 3.811  | 1:45.447 | 53                   | 5.443  | 1:45.412 | 53                   | 9.591  | 1:43.668 | 18                   | 14.018 | 1:43.377 |
| 12                   | 5.212  | 2:01.363 | 7                    | 4.076  | 1:46.316 | 7                    | 5.582  | 1:44.859 | 14                   | 10.104 | 1:40.912 | 53                   | 15.080 | 1:43.824 |
| 871                  | 5.400  | 2:01.551 | 12                   | 4.983  | 1:47.035 | 12                   | 5.793  | 1:44.163 | 7                    | 10.287 | 1:44.225 | 12                   | 15.834 | 1:43.657 |
| 333                  | 5.548  | 2:01.699 | 871                  | 5.862  | 1:47.726 | 27                   | 7.568  | 1:44.610 | 12                   | 10.512 | 1:44.239 | 27                   | 17.031 | 1:43.593 |
| 65                   | 5.628  | 2:01.779 | 27                   | 6.311  | 1:47.775 | 52                   | 8.165  | 1:44.439 | 27                   | 11.773 | 1:43.725 | 7                    | 18.145 | 1:46.193 |
| 27                   | 5.800  | 2:01.951 | 52                   | 7.079  | 1:47.785 | 14                   | 8.712  | 1:44.267 | 52                   | 12.414 | 1:43.769 | 52                   | 18.402 | 1:44.323 |
| 52                   | 6.558  | 2:02.709 | 14                   | 7.798  | 1:47.918 | 871                  | 8.859  | 1:46.350 | 23                   | 13.393 | 1:42.467 | 23                   | 18.550 | 1:43.492 |
| 88                   | 6.952  | 2:03.103 | 333                  | 7.964  | 1:49.680 | 23                   | 10.446 | 1:44.077 | 871                  | 13.783 | 1:44.444 | 871                  | 19.833 | 1:44.385 |
| 14                   | 7.144  | 2:03.295 | 23                   | 9.722  | 1:47.403 | 333                  | 11.710 | 1:47.099 | 88                   | 17.150 | 1:44.719 | 88                   | 22.957 | 1:44.142 |
| 164                  | 9.224  | 2:05.375 | 88                   | 10.227 | 1:50.539 | 88                   | 11.951 | 1:45.077 | 333                  | 19.850 | 1:47.660 | 333                  | 28.768 | 1:47.253 |
| 23                   | 9.583  | 2:05.734 | 164                  | 14.223 | 1:52.263 | 164                  | 20.254 | 1:49.384 | 164                  | 29.116 | 1:48.382 | 164                  | 39.697 | 1:48.916 |

# 2024 Scottish Mini Cooper Cup

## RACE 1 - LAP CHART

| LAP 6 @ 12:39:28.530 |        |          | LAP 7 @ 12:41:05.604 |        |          | LAP 8 @ 12:42:42.517 |          |          | LAP 9 @ 12:44:19.322 |          |          |
|----------------------|--------|----------|----------------------|--------|----------|----------------------|----------|----------|----------------------|----------|----------|
| NO                   | BEHIND | LAP TIME | NO                   | BEHIND | LAP TIME | NO                   | BEHIND   | LAP TIME | NO                   | BEHIND   | LAP TIME |
| 97                   |        | 1:37.595 | 97                   |        | 1:37.074 | 97                   |          | 1:36.913 | 97                   |          | 1:36.805 |
| 95                   | 1.544  | 1:38.850 | 95                   | 1.082  | 1:36.612 | 95                   | 0.939    | 1:36.770 | 95                   | 0.657    | 1:36.523 |
| 21                   | 6.740  | 1:41.235 | 21                   | 11.778 | 1:42.112 | 21                   | 16.195   | 1:41.330 | 21                   | 20.429   | 1:41.039 |
| 25                   | 14.938 | 1:42.910 | 25                   | 21.244 | 1:43.380 | 25                   | 27.200   | 1:42.869 | 25                   | 34.486   | 1:44.091 |
| 65                   | 19.426 | 1:43.578 | 65                   | 25.261 | 1:42.909 | 65                   | 31.251   | 1:42.903 | 65                   | 39.065   | 1:44.619 |
| 22                   | 20.188 | 1:45.015 | 22                   | 25.931 | 1:42.817 | 22                   | 31.681   | 1:42.663 | 22                   | 39.249   | 1:44.373 |
| 91                   | 20.195 | 1:43.993 | 91                   | 26.326 | 1:43.205 | 91                   | 32.081   | 1:42.668 | 91                   | 39.473   | 1:44.197 |
| 18                   | 20.352 | 1:43.929 | 70                   | 26.868 | 1:43.107 | 70                   | 32.394   | 1:42.439 | 70                   | 40.102   | 1:44.513 |
| 70                   | 20.835 | 1:45.387 | 18                   | 27.862 | 1:44.584 | 18                   | 32.899   | 1:41.950 | 18                   | 40.289   | 1:44.195 |
| 53                   | 21.366 | 1:43.881 | 53                   | 28.143 | 1:43.851 | 53                   | 34.057   | 1:42.827 | 53                   | 41.865   | 1:44.613 |
| 12                   | 21.699 | 1:43.460 | 12                   | 28.357 | 1:43.732 | 12                   | 34.317   | 1:42.873 | 23                   | 42.204   | 1:42.902 |
| 27                   | 23.298 | 1:43.862 | 27                   | 30.303 | 1:44.079 | 23                   | 36.107   | 1:42.541 | 12                   | 42.492   | 1:44.980 |
| 23                   | 24.745 | 1:43.790 | 23                   | 30.479 | 1:42.808 | 27                   | 36.850   | 1:43.460 | 27                   | 44.707   | 1:44.662 |
| 52                   | 27.065 | 1:46.258 | 52                   | 33.298 | 1:43.307 | 52                   | 39.352   | 1:42.967 | 52                   | 45.910   | 1:43.363 |
| 7                    | 27.422 | 1:46.872 | 7                    | 34.665 | 1:44.317 | 871                  | 42.505   | 1:44.388 | 871                  | 50.594   | 1:44.894 |
| 871                  | 27.749 | 1:45.511 | 871                  | 35.030 | 1:44.355 | 88                   | 43.291   | 1:44.613 | 88                   | 50.881   | 1:44.395 |
| 88                   | 29.339 | 1:43.977 | 88                   | 35.591 | 1:43.326 | 7                    | 45.176   | 1:47.424 | 14                   | 54.289   | 1:43.163 |
| 14                   | 36.217 | 2:00.204 | 14                   | 43.062 | 1:43.919 | 14                   | 47.931   | 1:41.782 | 7                    | 55.637   | 1:47.266 |
| 333                  | 38.229 | 1:47.056 | 333                  | 48.374 | 1:47.219 | 333                  | 58.321   | 1:46.860 | 333                  | 1:08.797 | 1:47.281 |
| 164                  | 49.381 | 1:47.279 | 164                  | 58.150 | 1:45.843 | 164                  | 1:06.809 | 1:45.572 | 164                  | 1:16.237 | 1:46.233 |

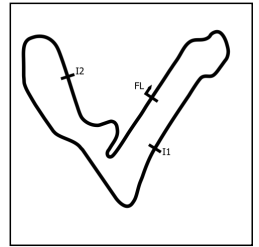
# 2024 Scottish Mini Cooper Cup

## RACE 1 - POSITION CHART WITH INTERMEDIATES

| No  | Name       | Lap |             | Intermediates |             |             |             |             |             |             |             |             |             |             |             |             |             |             |             |             |             |             |             |             |             |             |             |             |             |     |     |
|-----|------------|-----|-------------|---------------|-------------|-------------|-------------|-------------|-------------|-------------|-------------|-------------|-------------|-------------|-------------|-------------|-------------|-------------|-------------|-------------|-------------|-------------|-------------|-------------|-------------|-------------|-------------|-------------|-------------|-----|-----|
|     |            | Pos | L1 - Int1 M | L1 - Int2 M   | L1 - Finish | L1 - Int1 M | L1 - Int2 M | L2 - Finish | L2 - Int1 M | L2 - Int2 M | L3 - Finish | L3 - Int1 M | L3 - Int2 M | L4 - Finish | L4 - Int1 M | L4 - Int2 M | L5 - Finish | L5 - Int1 M | L5 - Int2 M | L6 - Finish | L6 - Int1 M | L6 - Int2 M | L7 - Finish | L7 - Int1 M | L7 - Int2 M | L8 - Finish | L8 - Int1 M | L8 - Int2 M | L9 - Finish |     |     |
| 95  | BLAKE      | 1   | 95          | 95            | 95          | 95          | 95          | 95          | 95          | 95          | 95          | 95          | 95          | 95          | 95          | 95          | 95          | 95          | 95          | 95          | 95          | 95          | 95          | 95          | 95          | 95          | 95          | 95          | 95          | 95  | 95  |
| 21  | WILKINSON  | 2   | 21          | 21            | 25          | 97          | 97          | 97          | 97          | 97          | 97          | 97          | 95          | 95          | 95          | 95          | 95          | 95          | 95          | 95          | 95          | 95          | 95          | 95          | 95          | 95          | 95          | 95          | 95          | 95  | 95  |
| 97  | BLAKE      | 3   | 14          | 25            | 21          | 21          | 21          | 21          | 21          | 21          | 21          | 21          | 21          | 21          | 21          | 21          | 21          | 21          | 21          | 21          | 21          | 21          | 21          | 21          | 21          | 21          | 21          | 21          | 21          | 21  | 21  |
| 14  | FLETT      | 4   | 97          | 70            | 97          | 25          | 25          | 25          | 25          | 25          | 25          | 25          | 25          | 25          | 25          | 25          | 25          | 25          | 25          | 25          | 25          | 25          | 25          | 25          | 25          | 25          | 25          | 25          | 25          | 25  | 25  |
| 70  | MORTIMER   | 5   | 70          | 97            | 70          | 70          | 70          | 22          | 70          | 70          | 22          | 70          | 70          | 22          | 70          | 70          | 22          | 14          | 65          | 65          | 65          | 65          | 65          | 65          | 65          | 65          | 65          | 65          | 65          | 65  | 65  |
| 25  | LITTLE     | 6   | 25          | 91            | 91          | 91          | 91          | 70          | 18          | 18          | 70          | 91          | 65          | 70          | 65          | 65          | 70          | 70          | 91          | 22          | 91          | 91          | 22          | 91          | 91          | 22          | 91          | 91          | 22          | 91  | 22  |
| 53  | MCPHADEN   | 7   | 53          | 14            | 22          | 53          | 53          | 91          | 91          | 91          | 91          | 65          | 91          | 65          | 91          | 91          | 65          | 65          | 18          | 91          | 18          | 70          | 91          | 70          | 70          | 91          | 70          | 70          | 91          | 70  | 91  |
| 52  | WILLIAMS   | 8   | 18          | 53            | 53          | 18          | 18          | 18          | 65          | 65          | 18          | 18          | 18          | 91          | 14          | 18          | 14          | 91          | 70          | 18          | 70          | 18          | 70          | 18          | 18          | 70          | 18          | 18          | 70          | 18  | 70  |
| 23  | MUNRO      | 9   | 23          | 18            | 18          | 7           | 7           | 53          | 53          | 7           | 65          | 7           | 7           | 18          | 18          | 14          | 91          | 18          | 53          | 70          | 53          | 53          | 18          | 53          | 53          | 18          | 53          | 12          | 18          | 53  | 12  |
| 18  | PATTERSON  | 10  | 22          | 7             | 7           | 65          | 65          | 65          | 7           | 53          | 53          | 53          | 53          | 53          | 53          | 53          | 18          | 53          | 12          | 53          | 12          | 12          | 53          | 12          | 12          | 53          | 12          | 12          | 53          | 12  | 53  |
| 22  | BALLANTYNE | 11  | 91          | 871           | 12          | 12          | 12          | 7           | 12          | 12          | 7           | 12          | 12          | 14          | 7           | 7           | 53          | 12          | 27          | 12          | 27          | 27          | 12          | 23          | 23          | 12          | 23          | 23          | 23          | 23  | 23  |
| 65  | IRVINE     | 12  | 65          | 12            | 871         | 871         | 871         | 12          | 871         | 27          | 12          | 14          | 14          | 7           | 12          | 12          | 12          | 27          | 23          | 27          | 23          | 23          | 27          | 27          | 23          | 27          | 27          | 23          | 27          | 27  | 12  |
| 871 | BELL       | 13  | 871         | 333           | 333         | 333         | 27          | 871         | 27          | 52          | 27          | 27          | 27          | 12          | 27          | 27          | 27          | 52          | 7           | 23          | 52          | 52          | 23          | 52          | 52          | 27          | 52          | 52          | 27          | 52  | 27  |
| 12  | HEAP       | 14  | 12          | 27            | 65          | 27          | 52          | 27          | 52          | 871         | 52          | 52          | 52          | 27          | 52          | 52          | 7           | 7           | 52          | 52          | 7           | 7           | 52          | 871         | 871         | 52          | 871         | 871         | 52          | 871 | 52  |
| 91  | DALGLEISH  | 15  | 88          | 88            | 27          | 52          | 333         | 52          | 14          | 14          | 14          | 871         | 871         | 52          | 23          | 23          | 52          | 23          | 871         | 7           | 871         | 871         | 7           | 88          | 88          | 871         | 88          | 88          | 871         | 88  | 871 |
| 88  | HOLMES     | 16  | 7           | 52            | 52          | 88          | 14          | 14          | 333         | 333         | 871         | 23          | 23          | 23          | 871         | 871         | 23          | 871         | 88          | 871         | 88          | 88          | 871         | 7           | 7           | 88          | 14          | 14          | 88          | 88  |     |
| 80  | FOSTER     | 17  | 333         | 164           | 88          | 14          | 88          | 333         | 23          | 23          | 23          | 88          | 88          | 871         | 88          | 88          | 871         | 88          | 14          | 88          | 14          | 14          | 88          | 14          | 14          | 7           | 7           | 7           | 14          | 14  |     |
| 7   | DRYBURGH   | 18  | 52          | 23            | 14          | 23          | 23          | 23          | 88          | 88          | 333         | 333         | 333         | 88          | 333         | 333         | 88          | 333         | 333         | 14          | 333         | 333         | 14          | 333         | 333         | 14          | 333         | 333         | 14          | 333 | 333 |
| 27  | WIJETUNGA  | 19  | 27          | 164           | 164         | 164         | 88          | 164         | 164         | 88          | 164         | 164         | 333         | 164         | 164         | 333         | 164         | 164         | 333         | 164         | 164         | 333         | 164         | 164         | 333         | 164         | 164         | 333         | 164         | 164 | 333 |
| 5   | WILD       | 20  | 164         | 23            | 164         | 164         | 164         | 164         | 164         | 164         | 164         | 164         | 164         | 164         | 164         | 164         | 164         | 164         | 164         | 164         | 164         | 164         | 164         | 164         | 164         | 164         | 164         | 164         | 164         | 164 | 164 |
| 333 | ROBERTSON  | 21  | 333         | 333           | 333         | 333         | 333         | 333         | 333         | 333         | 333         | 333         | 333         | 333         | 333         | 333         | 333         | 333         | 333         | 333         | 333         | 333         | 333         | 333         | 333         | 333         | 333         | 333         | 333         | 333 | 333 |
| 164 | PATERSON   | 22  | 164         | 164           | 164         | 164         | 164         | 164         | 164         | 164         | 164         | 164         | 164         | 164         | 164         | 164         | 164         | 164         | 164         | 164         | 164         | 164         | 164         | 164         | 164         | 164         | 164         | 164         | 164         | 164 | 164 |

# 2024 Scottish Mini Cooper Cup

## RACE 1 - SECTOR ANALYSIS



SECTOR 1 = FL to I1, SECTOR 2 = I1 to I2, SECTOR 3 = I2 to FL, DIFF = Difference To Personal Best Lap, P = Crossed Finish Line in Pit Lane, D = Time Disallowed

| P1 97 R53 Jamie BLAKE     |               | Mini Cooper S            |               |                     |              |        |                     |
|---------------------------|---------------|--------------------------|---------------|---------------------|--------------|--------|---------------------|
| IDEAL LAP TIME : 1:36.430 |               | BEST LAP TIME : 1:36.805 |               | DIFFERENCE : 0.375  |              |        |                     |
| LAP                       | SECTOR 1      | SECTOR 2                 | SECTOR 3      | LAP TIME            | MPH          | DIFF   | TIME OF DAY         |
| 1 -                       |               | 47.111                   | 30.165        | 1:57.509            | 64.34        | 20.704 | 12:31:03.821        |
| 2 -                       | 31.789        | 45.147                   | 29.224        | 1:46.160            | 71.21        | 9.355  | 12:32:49.981        |
| 3 -                       | 31.667        | 43.276                   | 28.299        | 1:43.242            | 73.23        | 6.437  | 12:34:33.223        |
| 4 -                       | 31.021        | 40.937                   | 27.419        | 1:39.377            | 76.08        | 2.572  | 12:36:12.600        |
| 5 -                       | 30.226        | 40.437                   | 27.672        | 1:38.335            | 76.88        | 1.530  | 12:37:50.935        |
| 6 -                       | 29.804        | 40.422                   | 27.369        | 1:37.595            | 77.46        | 0.790  | 12:39:28.530        |
| 7 -                       | 29.717        | 40.091                   | 27.266        | 1:37.074 (3)        | 77.88        | 0.269  | 12:41:05.604        |
| 8 -                       | <b>29.626</b> | 40.311                   | <b>26.976</b> | 1:36.913 (2)        | 78.01        | 0.108  | 12:42:42.517        |
| 9 -                       | 29.789        | <b>39.828</b>            | 27.188        | <b>1:36.805 (1)</b> | <b>78.10</b> |        | <b>12:44:19.322</b> |

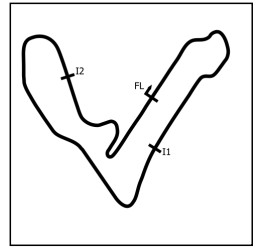
| P2 95 R53 G Criag BLAKE   |               | Mini Cooper S            |               |                     |              |        |                     |
|---------------------------|---------------|--------------------------|---------------|---------------------|--------------|--------|---------------------|
| IDEAL LAP TIME : 1:36.089 |               | BEST LAP TIME : 1:36.523 |               | DIFFERENCE : 0.434  |              |        |                     |
| LAP                       | SECTOR 1      | SECTOR 2                 | SECTOR 3      | LAP TIME            | MPH          | DIFF   | TIME OF DAY         |
| 1 -                       |               | 48.007                   | 29.566        | 1:56.151            | 65.09        | 19.628 | 12:31:02.463        |
| 2 -                       | 32.966        | 44.987                   | 29.311        | 1:47.264            | 70.48        | 10.741 | 12:32:49.727        |
| 3 -                       | 31.608        | 43.351                   | 28.394        | 1:43.353            | 73.15        | 6.830  | 12:34:33.080        |
| 4 -                       | 31.060        | 41.402                   | 27.546        | 1:40.008            | 75.60        | 3.485  | 12:36:13.088        |
| 5 -                       | 29.971        | 40.558                   | 27.607        | 1:38.136            | 77.04        | 1.613  | 12:37:51.224        |
| 6 -                       | 29.888        | 40.234                   | 28.728        | 1:38.850            | 76.48        | 2.327  | 12:39:30.074        |
| 7 -                       | 29.698        | 39.722                   | 27.192        | 1:36.612 (2)        | 78.25        | 0.089  | 12:41:06.686        |
| 8 -                       | <b>29.644</b> | 39.998                   | <b>27.128</b> | 1:36.770 (3)        | 78.12        | 0.247  | 12:42:43.456        |
| 9 -                       | 29.747        | <b>39.317</b>            | 27.459        | <b>1:36.523 (1)</b> | <b>78.32</b> |        | <b>12:44:19.979</b> |

| P3 21 R53 G Ross WILKINSON |               | Mini Cooper S            |               |                     |              |        |                     |
|----------------------------|---------------|--------------------------|---------------|---------------------|--------------|--------|---------------------|
| IDEAL LAP TIME : 1:39.635  |               | BEST LAP TIME : 1:40.054 |               | DIFFERENCE : 0.419  |              |        |                     |
| LAP                        | SECTOR 1      | SECTOR 2                 | SECTOR 3      | LAP TIME            | MPH          | DIFF   | TIME OF DAY         |
| 1 -                        |               | 47.737                   | 30.480        | 1:57.394            | 64.40        | 17.340 | 12:31:03.706        |
| 2 -                        | 32.852        | 44.502                   | 29.379        | 1:46.733            | 70.83        | 6.679  | 12:32:50.439        |
| 3 -                        | 31.696        | 43.082                   | 28.531        | 1:43.309            | 73.18        | 3.255  | 12:34:33.748        |
| 4 -                        | 31.144        | <b>41.271</b>            | <b>27.818</b> | 1:40.233 (2)        | 75.43        | 0.179  | 12:36:13.981        |
| 5 -                        | <b>30.546</b> | 41.628                   | 27.880        | <b>1:40.054 (1)</b> | <b>75.56</b> |        | <b>12:37:54.035</b> |
| 6 -                        | 30.950        | 41.997                   | 28.288        | 1:41.235            | 74.68        | 1.181  | 12:39:35.270        |
| 7 -                        | 31.248        | 42.677                   | 28.187        | 1:42.112            | 74.04        | 2.058  | 12:41:17.382        |
| 8 -                        | 31.127        | 42.132                   | 28.071        | 1:41.330            | 74.61        | 1.276  | 12:42:58.712        |
| 9 -                        | 31.436        | 41.647                   | 27.956        | 1:41.039 (3)        | 74.82        | 0.985  | 12:44:39.751        |

| P4 25 Chad LITTLE         |               | Mini Cooper              |               |                     |              |        |                     |
|---------------------------|---------------|--------------------------|---------------|---------------------|--------------|--------|---------------------|
| IDEAL LAP TIME : 1:42.359 |               | BEST LAP TIME : 1:42.359 |               | DIFFERENCE : 0.000  |              |        |                     |
| LAP                       | SECTOR 1      | SECTOR 2                 | SECTOR 3      | LAP TIME            | MPH          | DIFF   | TIME OF DAY         |
| 1 -                       |               | 45.807                   | 30.090        | 1:57.233            | 64.49        | 14.874 | 12:31:03.545        |
| 2 -                       | 33.187        | 44.547                   | 30.104        | 1:47.838            | 70.11        | 5.479  | 12:32:51.383        |
| 3 -                       | 32.308        | 42.610                   | 28.772        | 1:43.690            | 72.91        | 1.331  | 12:34:35.073        |
| 4 -                       | <b>31.689</b> | <b>42.406</b>            | <b>28.264</b> | <b>1:42.359 (1)</b> | <b>73.86</b> |        | <b>12:36:17.432</b> |
| 5 -                       | 31.889        | 42.662                   | 28.575        | 1:43.126            | 73.31        | 0.767  | 12:38:00.558        |
| 6 -                       | 31.942        | 42.554                   | 28.414        | 1:42.910 (3)        | 73.46        | 0.551  | 12:39:43.468        |
| 7 -                       | 32.261        | 42.765                   | 28.354        | 1:43.380            | 73.13        | 1.021  | 12:41:26.848        |
| 8 -                       | 32.013        | 42.525                   | 28.331        | 1:42.869 (2)        | 73.49        | 0.510  | 12:43:09.717        |
| 9 -                       | 32.329        | 42.880                   | 28.882        | 1:44.091            | 72.63        | 1.732  | 12:44:53.808        |

# 2024 Scottish Mini Cooper Cup

## RACE 1 - SECTOR ANALYSIS



SECTOR 1 = FL to I1, SECTOR 2 = I1 to I2, SECTOR 3 = I2 to FL, DIFF = Difference To Personal Best Lap, P = Crossed Finish Line in Pit Lane, D = Time Disallowed

| P5 65                     |               | Jack IRVINE              |               | Mini Cooper         |              |        |                     |
|---------------------------|---------------|--------------------------|---------------|---------------------|--------------|--------|---------------------|
| IDEAL LAP TIME : 1:42.632 |               | BEST LAP TIME : 1:42.903 |               | DIFFERENCE : 0.271  |              |        |                     |
| LAP                       | SECTOR 1      | SECTOR 2                 | SECTOR 3      | LAP TIME            | MPH          | DIFF   | TIME OF DAY         |
| 1 -                       |               |                          |               | 2:01.779            | 62.08        | 18.876 | 12:31:08.091        |
| 2 -                       | 33.246        | 43.084                   | 29.117        | 1:45.447            | 71.70        | 2.544  | 12:32:53.538        |
| 3 -                       | 32.471        | 42.612                   | 29.240        | 1:44.323            | 72.47        | 1.420  | 12:34:37.861        |
| 4 -                       | 31.911        | 42.641                   | 28.492        | 1:43.044 (3)        | 73.37        | 0.141  | 12:36:20.905        |
| 5 -                       | <b>31.839</b> | <b>42.551</b>            | 29.083        | 1:43.473            | 73.06        | 0.570  | 12:38:04.378        |
| 6 -                       | 32.093        | 42.940                   | 28.545        | 1:43.578            | 72.99        | 0.675  | 12:39:47.956        |
| 7 -                       | 32.064        | 42.603                   | <b>28.242</b> | 1:42.909 (2)        | 73.46        | 0.006  | 12:41:30.865        |
| 8 -                       | 31.941        | 42.658                   | 28.304        | <b>1:42.903 (1)</b> | <b>73.47</b> |        | <b>12:43:13.768</b> |
| 9 -                       | 32.096        | 42.983                   | 29.540        | 1:44.619            | 72.26        | 1.716  | 12:44:58.387        |

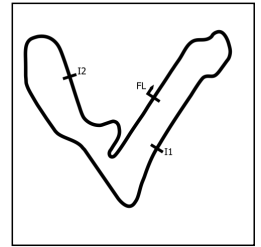
| P6 22            |          | Jason BALLANTYNE         |          | Mini Cooper         |              |        |                     |
|------------------|----------|--------------------------|----------|---------------------|--------------|--------|---------------------|
| IDEAL LAP TIME : |          | BEST LAP TIME : 1:42.663 |          | DIFFERENCE :        |              |        |                     |
| LAP              | SECTOR 1 | SECTOR 2                 | SECTOR 3 | LAP TIME            | MPH          | DIFF   | TIME OF DAY         |
| 1 -              |          |                          |          | 1:59.523            | 63.25        | 16.860 | 12:31:05.835        |
| 2 -              |          |                          |          | 1:46.192            | 71.19        | 3.529  | 12:32:52.027        |
| 3 -              |          |                          |          | 1:44.442            | 72.39        | 1.779  | 12:34:36.469        |
| 4 -              |          |                          |          | 1:42.984 (3)        | 73.41        | 0.321  | 12:36:19.453        |
| 5 -              |          |                          |          | 1:44.250            | 72.52        | 1.587  | 12:38:03.703        |
| 6 -              |          |                          |          | 1:45.015            | 71.99        | 2.352  | 12:39:48.718        |
| 7 -              |          |                          |          | 1:42.817 (2)        | 73.53        | 0.154  | 12:41:31.535        |
| 8 -              |          |                          |          | <b>1:42.663 (1)</b> | <b>73.64</b> |        | <b>12:43:14.198</b> |
| 9 -              |          |                          |          | 1:44.373            | 72.43        | 1.710  | 12:44:58.571        |

| P7 91                     |               | Robbie DALGLEISH         |               | Mini Cooper         |              |        |                     |
|---------------------------|---------------|--------------------------|---------------|---------------------|--------------|--------|---------------------|
| IDEAL LAP TIME : 1:42.554 |               | BEST LAP TIME : 1:42.668 |               | DIFFERENCE : 0.114  |              |        |                     |
| LAP                       | SECTOR 1      | SECTOR 2                 | SECTOR 3      | LAP TIME            | MPH          | DIFF   | TIME OF DAY         |
| 1 -                       |               | 45.796                   | 30.465        | 1:59.152            | 63.45        | 16.484 | 12:31:05.464        |
| 2 -                       | 33.114        | 43.421                   | 30.783        | 1:47.318            | 70.45        | 4.650  | 12:32:52.782        |
| 3 -                       | 32.805        | 42.802                   | 29.213        | 1:44.820            | 72.12        | 2.152  | 12:34:37.602        |
| 4 -                       | 31.972        | 43.035                   | 28.700        | 1:43.707            | 72.90        | 1.039  | 12:36:21.309        |
| 5 -                       | 31.900        | 42.417                   | 29.106        | 1:43.423 (3)        | 73.10        | 0.755  | 12:38:04.732        |
| 6 -                       | 31.911        | 43.258                   | 28.824        | 1:43.993            | 72.70        | 1.325  | 12:39:48.725        |
| 7 -                       | 32.493        | 42.375                   | <b>28.337</b> | 1:43.205 (2)        | 73.25        | 0.537  | 12:41:31.930        |
| 8 -                       | <b>31.884</b> | <b>42.333</b>            | 28.451        | <b>1:42.668 (1)</b> | <b>73.64</b> |        | <b>12:43:14.598</b> |
| 9 -                       | 32.137        | 43.107                   | 28.953        | 1:44.197            | 72.56        | 1.529  | 12:44:58.795        |

| P8 70                     |               | Oly MORTIMER             |               | Mini Cooper         |              |        |                     |
|---------------------------|---------------|--------------------------|---------------|---------------------|--------------|--------|---------------------|
| IDEAL LAP TIME : 1:41.962 |               | BEST LAP TIME : 1:42.439 |               | DIFFERENCE : 0.477  |              |        |                     |
| LAP                       | SECTOR 1      | SECTOR 2                 | SECTOR 3      | LAP TIME            | MPH          | DIFF   | TIME OF DAY         |
| 1 -                       |               | 46.191                   | 30.394        | 1:57.661            | 64.25        | 15.222 | 12:31:03.973        |
| 2 -                       | 33.522        | 43.936                   | 30.963        | 1:48.421            | 69.73        | 5.982  | 12:32:52.394        |
| 3 -                       | 32.280        | 43.122                   | 29.001        | 1:44.403            | 72.41        | 1.964  | 12:34:36.797        |
| 4 -                       | 31.802        | 42.497                   | 28.457        | 1:42.756 (2)        | 73.57        | 0.317  | 12:36:19.553        |
| 5 -                       | 32.455        | 42.821                   | 29.149        | 1:44.425            | 72.40        | 1.986  | 12:38:03.978        |
| 6 -                       | 31.908        | 44.406                   | 29.073        | 1:45.387            | 71.74        | 2.948  | 12:39:49.365        |
| 7 -                       | 32.355        | 42.570                   | <b>28.182</b> | 1:43.107 (3)        | 73.32        | 0.668  | 12:41:32.472        |
| 8 -                       | <b>31.488</b> | <b>42.292</b>            | 28.659        | <b>1:42.439 (1)</b> | <b>73.80</b> |        | <b>12:43:14.911</b> |
| 9 -                       | 31.920        | 43.399                   | 29.194        | 1:44.513            | 72.34        | 2.074  | 12:44:59.424        |

# 2024 Scottish Mini Cooper Cup

## RACE 1 - SECTOR ANALYSIS



SECTOR 1 = FL to I1, SECTOR 2 = I1 to I2, SECTOR 3 = I2 to FL, DIFF = Difference To Personal Best Lap, P = Crossed Finish Line in Pit Lane, D = Time Disallowed

| <b>P9 18</b>              |               | <b>Daniel PATTERSON</b>  |               | Mini Cooper         |              |        |                     |
|---------------------------|---------------|--------------------------|---------------|---------------------|--------------|--------|---------------------|
| IDEAL LAP TIME : 1:41.729 |               | BEST LAP TIME : 1:41.950 |               | DIFFERENCE : 0.221  |              |        |                     |
| LAP                       | SECTOR 1      | SECTOR 2                 | SECTOR 3      | LAP TIME            | MPH          | DIFF   | TIME OF DAY         |
| 1 -                       |               | 47.733                   | 31.420        | 2:00.945            | 62.51        | 18.995 | 12:31:07.257        |
| 2 -                       | 33.024        | 43.018                   | 29.644        | 1:45.686            | 71.53        | 3.736  | 12:32:52.943        |
| 3 -                       | 32.186        | 42.880                   | 29.656        | 1:44.722            | 72.19        | 2.772  | 12:34:37.665        |
| 4 -                       | 32.465        | 42.547                   | 28.899        | 1:43.911 (3)        | 72.76        | 1.961  | 12:36:21.576        |
| 5 -                       | 32.008        | 42.619                   | 28.750        | 1:43.377 (2)        | 73.13        | 1.427  | 12:38:04.953        |
| 6 -                       | 31.792        | 43.289                   | 28.848        | 1:43.929            | 72.74        | 1.979  | 12:39:48.882        |
| 7 -                       | 32.431        | 43.000                   | 29.153        | 1:44.584            | 72.29        | 2.634  | 12:41:33.466        |
| <b>8 -</b>                | <b>31.885</b> | <b>41.942</b>            | <b>28.123</b> | <b>1:41.950 (1)</b> | <b>74.16</b> |        | <b>12:43:15.416</b> |
| 9 -                       | <b>31.664</b> | 43.333                   | 29.198        | 1:44.195            | 72.56        | 2.245  | 12:44:59.611        |

| <b>P10 53 NC</b>          |               | <b>Stuart MCPHADEN</b>   |               | Mini Cooper         |              |        |                     |
|---------------------------|---------------|--------------------------|---------------|---------------------|--------------|--------|---------------------|
| IDEAL LAP TIME : 1:42.827 |               | BEST LAP TIME : 1:42.827 |               | DIFFERENCE : 0.000  |              |        |                     |
| LAP                       | SECTOR 1      | SECTOR 2                 | SECTOR 3      | LAP TIME            | MPH          | DIFF   | TIME OF DAY         |
| 1 -                       |               | 47.583                   | 30.427        | 1:59.775            | 63.12        | 16.948 | 12:31:06.087        |
| 2 -                       | 33.187        | 43.590                   | 30.247        | 1:47.024            | 70.64        | 4.197  | 12:32:53.111        |
| 3 -                       | 33.122        | 43.381                   | 28.909        | 1:45.412            | 71.72        | 2.585  | 12:34:38.523        |
| 4 -                       | 32.597        | 42.401                   | 28.670        | 1:43.668 (2)        | 72.93        | 0.841  | 12:36:22.191        |
| 5 -                       | 32.325        | 42.604                   | 28.895        | 1:43.824 (3)        | 72.82        | 0.997  | 12:38:06.015        |
| 6 -                       | 32.099        | 42.860                   | 28.922        | 1:43.881            | 72.78        | 1.054  | 12:39:49.896        |
| 7 -                       | 32.117        | 42.511                   | 29.223        | 1:43.851            | 72.80        | 1.024  | 12:41:33.747        |
| <b>8 -</b>                | <b>31.822</b> | <b>42.374</b>            | <b>28.631</b> | <b>1:42.827 (1)</b> | <b>73.52</b> |        | <b>12:43:16.574</b> |
| 9 -                       | 31.950        | 43.784                   | 28.879        | 1:44.613            | 72.27        | 1.786  | 12:45:01.187        |

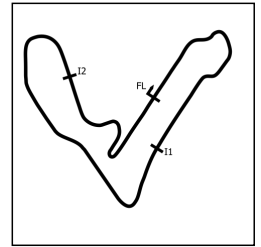
| <b>P11 23</b>             |               | <b>Ian MUNRO</b>         |               | Mini Cooper         |              |        |                     |
|---------------------------|---------------|--------------------------|---------------|---------------------|--------------|--------|---------------------|
| IDEAL LAP TIME : 1:42.186 |               | BEST LAP TIME : 1:42.467 |               | DIFFERENCE : 0.281  |              |        |                     |
| LAP                       | SECTOR 1      | SECTOR 2                 | SECTOR 3      | LAP TIME            | MPH          | DIFF   | TIME OF DAY         |
| 1 -                       |               | 52.398                   | 31.201        | 2:05.734            | 60.13        | 23.267 | 12:31:12.046        |
| 2 -                       | 33.785        | 43.359                   | 30.259        | 1:47.403            | 70.39        | 4.936  | 12:32:59.449        |
| 3 -                       | 32.280        | 43.196                   | 28.601        | 1:44.077            | 72.64        | 1.610  | 12:34:43.526        |
| <b>4 -</b>                | <b>31.671</b> | 42.424                   | 28.372        | <b>1:42.467 (1)</b> | <b>73.78</b> |        | <b>12:36:25.993</b> |
| 5 -                       | 31.683        | 42.488                   | 29.321        | 1:43.492            | 73.05        | 1.025  | 12:38:09.485        |
| 6 -                       | 32.382        | 43.130                   | 28.278        | 1:43.790            | 72.84        | 1.323  | 12:39:53.275        |
| 7 -                       | 31.777        | <b>42.313</b>            | 28.718        | 1:42.808 (3)        | 73.54        | 0.341  | 12:41:36.083        |
| 8 -                       | 31.795        | 42.544                   | <b>28.202</b> | 1:42.541 (2)        | 73.73        | 0.074  | 12:43:18.624        |
| 9 -                       | 31.886        | 42.505                   | 28.511        | 1:42.902            | 73.47        | 0.435  | 12:45:01.526        |

| <b>P12 12 NC</b>          |               | <b>Jacob HEAP</b>        |               | Mini Cooper         |              |        |                     |
|---------------------------|---------------|--------------------------|---------------|---------------------|--------------|--------|---------------------|
| IDEAL LAP TIME : 1:42.452 |               | BEST LAP TIME : 1:42.873 |               | DIFFERENCE : 0.421  |              |        |                     |
| LAP                       | SECTOR 1      | SECTOR 2                 | SECTOR 3      | LAP TIME            | MPH          | DIFF   | TIME OF DAY         |
| 1 -                       |               | 46.340                   | 31.244        | 2:01.363            | 62.29        | 18.490 | 12:31:07.675        |
| 2 -                       | 34.224        | 43.828                   | 28.983        | 1:47.035            | 70.63        | 4.162  | 12:32:54.710        |
| 3 -                       | 32.542        | 42.683                   | 28.938        | 1:44.163            | 72.58        | 1.290  | 12:34:38.873        |
| 4 -                       | 32.624        | 42.498                   | 29.117        | 1:44.239            | 72.53        | 1.366  | 12:36:23.112        |
| 5 -                       | 32.314        | 42.986                   | <b>28.357</b> | 1:43.657 (3)        | 72.93        | 0.784  | 12:38:06.769        |
| 6 -                       | 31.962        | 42.689                   | 28.809        | 1:43.460 (2)        | 73.07        | 0.587  | 12:39:50.229        |
| 7 -                       | 32.118        | 42.432                   | 29.182        | 1:43.732            | 72.88        | 0.859  | 12:41:33.961        |
| <b>8 -</b>                | <b>31.990</b> | <b>42.172</b>            | 28.711        | <b>1:42.873 (1)</b> | <b>73.49</b> |        | <b>12:43:16.834</b> |
| 9 -                       | <b>31.923</b> | 43.546                   | 29.511        | 1:44.980            | 72.01        | 2.107  | 12:45:01.814        |



# 2024 Scottish Mini Cooper Cup

## RACE 1 - SECTOR ANALYSIS



SECTOR 1 = FL to I1, SECTOR 2 = I1 to I2, SECTOR 3 = I2 to FL, DIFF = Difference To Personal Best Lap, P = Crossed Finish Line in Pit Lane, D = Time Disallowed

| P13 27 NC                 |               | Martin WIJETUNGA         |               | Mini Cooper         |              |        |                     |
|---------------------------|---------------|--------------------------|---------------|---------------------|--------------|--------|---------------------|
| IDEAL LAP TIME : 1:42.918 |               | BEST LAP TIME : 1:43.460 |               | DIFFERENCE : 0.542  |              |        |                     |
| LAP                       | SECTOR 1      | SECTOR 2                 | SECTOR 3      | LAP TIME            | MPH          | DIFF   | TIME OF DAY         |
| 1 -                       |               | 45.448                   | 31.295        | 2:01.951            | 61.99        | 18.491 | 12:31:08.263        |
| 2 -                       | 34.316        | 44.417                   | 29.042        | 1:47.775            | 70.15        | 4.315  | 12:32:56.038        |
| 3 -                       | 32.547        | 43.269                   | 28.794        | 1:44.610            | 72.27        | 1.150  | 12:34:40.648        |
| 4 -                       | <b>31.983</b> | 43.036                   | 28.706        | 1:43.725 (3)        | 72.89        | 0.265  | 12:36:24.373        |
| 5 -                       | 32.148        | 42.843                   | <b>28.602</b> | 1:43.593 (2)        | 72.98        | 0.133  | 12:38:07.966        |
| 6 -                       | 32.315        | 42.878                   | 28.669        | 1:43.862            | 72.79        | 0.402  | 12:39:51.828        |
| 7 -                       | 32.350        | 42.884                   | 28.845        | 1:44.079            | 72.64        | 0.619  | 12:41:35.907        |
| 8 -                       | 32.493        | <b>42.333</b>            | 28.634        | <b>1:43.460 (1)</b> | <b>73.07</b> |        | <b>12:43:19.367</b> |
| 9 -                       | 32.089        | 43.931                   | 28.642        | 1:44.662            | 72.23        | 1.202  | 12:45:04.029        |

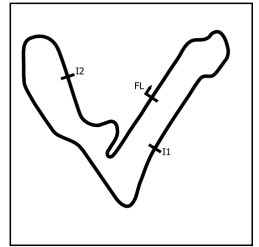
| P14 52 NC                 |               | Michael WILLIAMS         |               | Mini Cooper         |              |        |                     |
|---------------------------|---------------|--------------------------|---------------|---------------------|--------------|--------|---------------------|
| IDEAL LAP TIME : 1:42.696 |               | BEST LAP TIME : 1:42.967 |               | DIFFERENCE : 0.271  |              |        |                     |
| LAP                       | SECTOR 1      | SECTOR 2                 | SECTOR 3      | LAP TIME            | MPH          | DIFF   | TIME OF DAY         |
| 1 -                       |               | 45.799                   | 31.727        | 2:02.709            | 61.61        | 19.742 | 12:31:09.021        |
| 2 -                       | 33.670        | 44.906                   | 29.209        | 1:47.785            | 70.14        | 4.818  | 12:32:56.806        |
| 3 -                       | 32.141        | 43.489                   | 28.809        | 1:44.439            | 72.39        | 1.472  | 12:34:41.245        |
| 4 -                       | 32.583        | <b>42.499</b>            | 28.687        | 1:43.769            | 72.86        | 0.802  | 12:36:25.014        |
| 5 -                       | <b>31.815</b> | 43.147                   | 29.361        | 1:44.323            | 72.47        | 1.356  | 12:38:09.337        |
| 6 -                       | 32.010        | 45.423                   | 28.825        | 1:46.258            | 71.15        | 3.291  | 12:39:55.595        |
| 7 -                       | 31.980        | 42.887                   | 28.440        | 1:43.307 (2)        | 73.18        | 0.340  | 12:41:38.902        |
| 8 -                       | 31.945        | 42.582                   | 28.440        | <b>1:42.967 (1)</b> | <b>73.42</b> |        | <b>12:43:21.869</b> |
| 9 -                       | 32.242        | 42.739                   | <b>28.382</b> | 1:43.363 (3)        | 73.14        | 0.396  | 12:45:05.232        |

| P15 871 G                 |               | Jensen BELL              |               | Mini Cooper         |              |        |                     |
|---------------------------|---------------|--------------------------|---------------|---------------------|--------------|--------|---------------------|
| IDEAL LAP TIME : 1:43.595 |               | BEST LAP TIME : 1:44.355 |               | DIFFERENCE : 0.760  |              |        |                     |
| LAP                       | SECTOR 1      | SECTOR 2                 | SECTOR 3      | LAP TIME            | MPH          | DIFF   | TIME OF DAY         |
| 1 -                       |               | 46.286                   | 31.784        | 2:01.551            | 62.20        | 17.196 | 12:31:07.863        |
| 2 -                       | 34.358        | 44.129                   | 29.239        | 1:47.726            | 70.18        | 3.371  | 12:32:55.589        |
| 3 -                       | 32.876        | 44.291                   | 29.183        | 1:46.350            | 71.09        | 1.995  | 12:34:41.939        |
| 4 -                       | 32.477        | <b>42.917</b>            | 29.050        | 1:44.444            | 72.38        | 0.089  | 12:36:26.383        |
| 5 -                       | <b>32.280</b> | 43.447                   | 28.658        | 1:44.385 (2)        | 72.43        | 0.030  | 12:38:10.768        |
| 6 -                       | 32.369        | 44.370                   | 28.772        | 1:45.511            | 71.65        | 1.156  | 12:39:56.279        |
| 7 -                       | 32.462        | 42.955                   | 28.938        | <b>1:44.355 (1)</b> | <b>72.45</b> |        | <b>12:41:40.634</b> |
| 8 -                       | 32.513        | 43.477                   | <b>28.398</b> | 1:44.388 (3)        | 72.42        | 0.033  | 12:43:25.022        |
| 9 -                       | 32.561        | 43.567                   | 28.766        | 1:44.894            | 72.07        | 0.539  | 12:45:09.916        |

| P16 88                    |               | Barry HOLMES             |               | Mini Cooper         |              |        |                     |
|---------------------------|---------------|--------------------------|---------------|---------------------|--------------|--------|---------------------|
| IDEAL LAP TIME : 1:43.326 |               | BEST LAP TIME : 1:43.326 |               | DIFFERENCE : 0.000  |              |        |                     |
| LAP                       | SECTOR 1      | SECTOR 2                 | SECTOR 3      | LAP TIME            | MPH          | DIFF   | TIME OF DAY         |
| 1 -                       |               | 46.734                   | 32.377        | 2:03.103            | 61.41        | 19.777 | 12:31:09.415        |
| 2 -                       | 33.856        | 45.347                   | 31.336        | 1:50.539            | 68.39        | 7.213  | 12:32:59.954        |
| 3 -                       | 32.800        | 43.259                   | 29.018        | 1:45.077            | 71.95        | 1.751  | 12:34:45.031        |
| 4 -                       | 32.903        | 43.096                   | 28.720        | 1:44.719            | 72.19        | 1.393  | 12:36:29.750        |
| 5 -                       | 32.269        | 43.045                   | 28.828        | 1:44.142 (3)        | 72.59        | 0.816  | 12:38:13.892        |
| 6 -                       | 32.092        | 43.193                   | 28.692        | 1:43.977 (2)        | 72.71        | 0.651  | 12:39:57.869        |
| 7 -                       | <b>32.022</b> | <b>42.769</b>            | <b>28.535</b> | <b>1:43.326 (1)</b> | <b>73.17</b> |        | <b>12:41:41.195</b> |
| 8 -                       | 32.630        | 43.201                   | 28.782        | 1:44.613            | 72.27        | 1.287  | 12:43:25.808        |
| 9 -                       | 32.346        | 43.451                   | 28.598        | 1:44.395            | 72.42        | 1.069  | 12:45:10.203        |

# 2024 Scottish Mini Cooper Cup

## RACE 1 - SECTOR ANALYSIS



SECTOR 1 = FL to I1, SECTOR 2 = I1 to I2, SECTOR 3 = I2 to FL, DIFF = Difference To Personal Best Lap, P = Crossed Finish Line in Pit Lane, D = Time Disallowed

| P17 14 R53 Rich FLETT     |               | Mini Cooper S            |               |                     |              |        |                     |
|---------------------------|---------------|--------------------------|---------------|---------------------|--------------|--------|---------------------|
| IDEAL LAP TIME : 1:40.407 |               | BEST LAP TIME : 1:40.912 |               | DIFFERENCE : 0.505  |              |        |                     |
| LAP                       | SECTOR 1      | SECTOR 2                 | SECTOR 3      | LAP TIME            | MPH          | DIFF   | TIME OF DAY         |
| 1 -                       |               | 49.281                   | 34.122        | 2:03.295            | 61.32        | 22.383 | 12:31:09.607        |
| 2 -                       | 33.985        | 44.632                   | 29.301        | 1:47.918            | 70.05        | 7.006  | 12:32:57.525        |
| 3 -                       | 32.090        | 44.013                   | 28.164        | 1:44.267            | 72.51        | 3.355  | 12:34:41.792        |
| 4 -                       | 30.759        | 42.028                   | 28.125        | <b>1:40.912 (1)</b> | <b>74.92</b> |        | <b>12:36:22.704</b> |
| 5 -                       | 30.822        | 42.985                   | <b>28.032</b> | 1:41.839 (3)        | 74.24        | 0.927  | 12:38:04.543        |
| 6 -                       | 31.147        | 59.508                   | 29.549        | 2:00.204            | 62.89        | 19.292 | 12:40:04.747        |
| 7 -                       | 31.707        | 43.485                   | 28.727        | 1:43.919            | 72.75        | 3.007  | 12:41:48.666        |
| 8 -                       | 31.267        | <b>41.821</b>            | 28.694        | 1:41.782 (2)        | 74.28        | 0.870  | 12:43:30.448        |
| 9 -                       | <b>30.554</b> | 42.826                   | 29.783        | 1:43.163            | 73.28        | 2.251  | 12:45:13.611        |

| P18 7 NC Blair DRYBURGH   |               | Mini Cooper              |               |                     |              |        |                     |
|---------------------------|---------------|--------------------------|---------------|---------------------|--------------|--------|---------------------|
| IDEAL LAP TIME : 1:43.534 |               | BEST LAP TIME : 1:44.225 |               | DIFFERENCE : 0.691  |              |        |                     |
| LAP                       | SECTOR 1      | SECTOR 2                 | SECTOR 3      | LAP TIME            | MPH          | DIFF   | TIME OF DAY         |
| 1 -                       |               | 45.236                   | 31.469        | 2:01.175            | 62.39        | 16.950 | 12:31:07.487        |
| 2 -                       | 33.071        | 43.323                   | 29.922        | 1:46.316            | 71.11        | 2.091  | 12:32:53.803        |
| 3 -                       | 32.544        | 43.099                   | 29.216        | 1:44.859 (3)        | 72.10        | 0.634  | 12:34:38.662        |
| 4 -                       | <b>32.075</b> | <b>42.682</b>            | 29.468        | <b>1:44.225 (1)</b> | <b>72.54</b> |        | <b>12:36:22.887</b> |
| 5 -                       | 32.296        | 42.705                   | 31.192        | 1:46.193            | 71.19        | 1.968  | 12:38:09.080        |
| 6 -                       | 32.580        | 44.830                   | 29.462        | 1:46.872            | 70.74        | 2.647  | 12:39:55.952        |
| 7 -                       | 32.428        | 43.112                   | <b>28.777</b> | 1:44.317 (2)        | 72.47        | 0.092  | 12:41:40.269        |
| 8 -                       | 33.643        | 43.785                   | 29.996        | 1:47.424            | 70.38        | 3.199  | 12:43:27.693        |
| 9 -                       | 33.648        | 43.915                   | 29.703        | 1:47.266            | 70.48        | 3.041  | 12:45:14.959        |

| P19 333 Ewan ROBERTSON    |               | Mini Cooper              |               |                     |              |        |                     |
|---------------------------|---------------|--------------------------|---------------|---------------------|--------------|--------|---------------------|
| IDEAL LAP TIME : 1:45.899 |               | BEST LAP TIME : 1:46.860 |               | DIFFERENCE : 0.961  |              |        |                     |
| LAP                       | SECTOR 1      | SECTOR 2                 | SECTOR 3      | LAP TIME            | MPH          | DIFF   | TIME OF DAY         |
| 1 -                       |               | 45.517                   | 31.486        | 2:01.699            | 62.12        | 14.839 | 12:31:08.011        |
| 2 -                       | 34.374        | 45.557                   | 29.749        | 1:49.680            | 68.93        | 2.820  | 12:32:57.691        |
| 3 -                       | 33.160        | <b>43.976</b>            | 29.963        | 1:47.099 (3)        | 70.59        | 0.239  | 12:34:44.790        |
| 4 -                       | 34.244        | 44.193                   | <b>29.223</b> | 1:47.660            | 70.22        | 0.800  | 12:36:32.450        |
| 5 -                       | <b>32.700</b> | 44.526                   | 30.027        | 1:47.253            | 70.49        | 0.393  | 12:38:19.703        |
| 6 -                       | 32.835        | 44.681                   | 29.540        | 1:47.056 (2)        | 70.62        | 0.196  | 12:40:06.759        |
| 7 -                       | 33.046        | 44.486                   | 29.687        | 1:47.219            | 70.51        | 0.359  | 12:41:53.978        |
| 8 -                       | 32.982        | 44.320                   | 29.558        | <b>1:46.860 (1)</b> | <b>70.75</b> |        | <b>12:43:40.838</b> |
| 9 -                       | 32.943        | 44.514                   | 29.824        | 1:47.281            | 70.47        | 0.421  | 12:45:28.119        |

| P20 164 NC Curtis PATERSON |               | Mini Cooper              |               |                     |              |        |                     |
|----------------------------|---------------|--------------------------|---------------|---------------------|--------------|--------|---------------------|
| IDEAL LAP TIME : 1:45.290  |               | BEST LAP TIME : 1:45.572 |               | DIFFERENCE : 0.282  |              |        |                     |
| LAP                        | SECTOR 1      | SECTOR 2                 | SECTOR 3      | LAP TIME            | MPH          | DIFF   | TIME OF DAY         |
| 1 -                        |               | 47.378                   | 31.831        | 2:05.375            | 60.30        | 19.803 | 12:31:11.687        |
| 2 -                        | 35.015        | 46.743                   | 30.505        | 1:52.263            | 67.34        | 6.691  | 12:33:03.950        |
| 3 -                        | 34.024        | 45.319                   | 30.041        | 1:49.384            | 69.11        | 3.812  | 12:34:53.334        |
| 4 -                        | 33.837        | 44.995                   | 29.550        | 1:48.382            | 69.75        | 2.810  | 12:36:41.716        |
| 5 -                        | 33.157        | 45.019                   | 30.740        | 1:48.916            | 69.41        | 3.344  | 12:38:30.632        |
| 6 -                        | 33.288        | 44.580                   | 29.411        | 1:47.279            | 70.47        | 1.707  | 12:40:17.911        |
| 7 -                        | <b>32.895</b> | 44.065                   | <b>28.883</b> | 1:45.843 (2)        | 71.43        | 0.271  | 12:42:03.754        |
| 8 -                        | 32.950        | <b>43.512</b>            | 29.110        | <b>1:45.572 (1)</b> | <b>71.61</b> |        | <b>12:43:49.326</b> |
| 9 -                        | 33.255        | 43.898                   | 29.080        | 1:46.233 (3)        | 71.17        | 0.661  | 12:45:35.559        |

# 2024 Scottish Mini Cooper Cup

## RACE 1 - STATISTICS

|                               |                           |
|-------------------------------|---------------------------|
| <b>Competitors Started</b>    | 21                        |
| <b>Planned Start</b>          | 2024-09-07 @ 12:40:00.000 |
| <b>Actual Start</b>           | 2024-09-07 @ 12:29:06.312 |
| <b>Finish Time</b>            | 2024-09-07 @ 12:44:19.321 |
| <b>Track Length</b>           | 2.1001mi.                 |
| <b>Total Laps</b>             | 180                       |
| <b>Total Distance Covered</b> | 378.0310mi.               |

### Session Fastest Lap History

| NO | CL    | NAME             | LAP TIME | TIME OF DAY  | LAP | VEHICLE       |
|----|-------|------------------|----------|--------------|-----|---------------|
| 95 | R53 G | Criag BLAKE      | 1:47.264 | 12:32:49.738 | 2   | Mini Cooper S |
| 97 | R53   | Jamie BLAKE      | 1:46.160 | 12:32:49.997 | 2   | Mini Cooper S |
| 18 |       | Daniel PATTERSON | 1:45.686 | 12:32:52.956 | 2   | Mini Cooper   |
| 65 |       | Jack IRVINE      | 1:45.447 | 12:32:53.549 | 2   | Mini Cooper   |
| 95 | R53 G | Criag BLAKE      | 1:43.353 | 12:34:33.091 | 3   | Mini Cooper S |
| 97 | R53   | Jamie BLAKE      | 1:43.242 | 12:34:33.238 | 3   | Mini Cooper S |
| 97 | R53   | Jamie BLAKE      | 1:39.377 | 12:36:12.615 | 4   | Mini Cooper S |
| 97 | R53   | Jamie BLAKE      | 1:38.335 | 12:37:50.952 | 5   | Mini Cooper S |
| 95 | R53 G | Criag BLAKE      | 1:38.136 | 12:37:51.235 | 5   | Mini Cooper S |
| 97 | R53   | Jamie BLAKE      | 1:37.595 | 12:39:28.546 | 6   | Mini Cooper S |
| 97 | R53   | Jamie BLAKE      | 1:37.074 | 12:41:05.619 | 7   | Mini Cooper S |
| 95 | R53 G | Criag BLAKE      | 1:36.612 | 12:41:06.698 | 7   | Mini Cooper S |
| 95 | R53 G | Criag BLAKE      | 1:36.523 | 12:44:19.990 | 9   | Mini Cooper S |

### Session Leader History

| NO | CL    | NAME        | FROM LAP | LAPS LED | DISTANCE    | VEHICLE       |
|----|-------|-------------|----------|----------|-------------|---------------|
| 95 | R53 G | Criag BLAKE | 1        | 3        | 6.30 miles  | Mini Cooper S |
| 97 | R53   | Jamie BLAKE | 4        | 6        | 12.60 miles | Mini Cooper S |

### Flag History

| TYPE   | TIME OF DAY  |
|--------|--------------|
| GREEN  | 12:29:06.312 |
| FINISH | 12:44:19.321 |

### Flag Statistics

| TYPE       | COUNT | TOTAL LAPS | TOTAL TIME |
|------------|-------|------------|------------|
| Green      | 1     | 9          | 17:23.053  |
| Red        | 0     | 0          | 0.000      |
| Safety Car | 0     | 0          | 0.000      |
| FCY        | 0     | 0          | 0.000      |

# 2024 Scottish Mini Cooper Cup

## RACE 1 - STATISTICS

CLASS :

9 Starters

### Fastest Lap History

| NO | NAME             | LAP TIME | TIME OF DAY  | LAP | VEHICLE     |
|----|------------------|----------|--------------|-----|-------------|
| 25 | Chad LITTLE      | 1:47.838 | 12:32:51.401 | 2   | Mini Cooper |
| 22 | Jason BALLANTYNE | 1:46.192 | 12:32:52.027 | 2   | Mini Cooper |
| 18 | Daniel PATTERSON | 1:45.686 | 12:32:52.956 | 2   | Mini Cooper |
| 65 | Jack IRVINE      | 1:45.447 | 12:32:53.549 | 2   | Mini Cooper |
| 25 | Chad LITTLE      | 1:43.690 | 12:34:35.095 | 3   | Mini Cooper |
| 25 | Chad LITTLE      | 1:42.359 | 12:36:17.454 | 4   | Mini Cooper |
| 18 | Daniel PATTERSON | 1:41.950 | 12:43:15.427 | 8   | Mini Cooper |

### Leader History

| NO | NAME        | FROM LAP | LAPS LED | DISTANCE    | VEHICLE     |
|----|-------------|----------|----------|-------------|-------------|
| 25 | Chad LITTLE | 1        | 9        | 18.90 miles | Mini Cooper |

# 2024 Scottish Mini Cooper Cup

## RACE 1 - STATISTICS

CLASS : NC

7 Starters

### Fastest Lap History

| NO | NAME             | LAP TIME | TIME OF DAY  | LAP | VEHICLE     |
|----|------------------|----------|--------------|-----|-------------|
| 53 | Stuart MCPHADEN  | 1:47.024 | 12:32:53.121 | 2   | Mini Cooper |
| 7  | Blair DRYBURGH   | 1:46.316 | 12:32:53.816 | 2   | Mini Cooper |
| 53 | Stuart MCPHADEN  | 1:45.412 | 12:34:38.534 | 3   | Mini Cooper |
| 7  | Blair DRYBURGH   | 1:44.859 | 12:34:38.570 | 3   | Mini Cooper |
| 12 | Jacob HEAP       | 1:44.163 | 12:34:38.899 | 3   | Mini Cooper |
| 53 | Stuart MCPHADEN  | 1:43.668 | 12:36:22.201 | 4   | Mini Cooper |
| 12 | Jacob HEAP       | 1:43.657 | 12:38:06.797 | 5   | Mini Cooper |
| 27 | Martin WIJETUNGA | 1:43.593 | 12:38:07.981 | 5   | Mini Cooper |
| 12 | Jacob HEAP       | 1:43.460 | 12:39:50.256 | 6   | Mini Cooper |
| 52 | Michael WILLIAMS | 1:43.307 | 12:41:38.912 | 7   | Mini Cooper |
| 53 | Stuart MCPHADEN  | 1:42.827 | 12:43:16.584 | 8   | Mini Cooper |

### Leader History

| NO | NAME            | FROM LAP | LAPS LED | DISTANCE    | VEHICLE     |
|----|-----------------|----------|----------|-------------|-------------|
| 53 | Stuart MCPHADEN | 1        | 9        | 18.90 miles | Mini Cooper |

# 2024 Scottish Mini Cooper Cup

## RACE 1 - STATISTICS

CLASS : R53

2 Starters

### Fastest Lap History

| NO | NAME        | LAP TIME | TIME OF DAY  | LAP | VEHICLE       |
|----|-------------|----------|--------------|-----|---------------|
| 97 | Jamie BLAKE | 1:46.160 | 12:32:49.997 | 2   | Mini Cooper S |
| 97 | Jamie BLAKE | 1:43.242 | 12:34:33.238 | 3   | Mini Cooper S |
| 97 | Jamie BLAKE | 1:39.377 | 12:36:12.615 | 4   | Mini Cooper S |
| 97 | Jamie BLAKE | 1:38.335 | 12:37:50.952 | 5   | Mini Cooper S |
| 97 | Jamie BLAKE | 1:37.595 | 12:39:28.546 | 6   | Mini Cooper S |
| 97 | Jamie BLAKE | 1:37.074 | 12:41:05.619 | 7   | Mini Cooper S |
| 97 | Jamie BLAKE | 1:36.913 | 12:42:42.532 | 8   | Mini Cooper S |
| 97 | Jamie BLAKE | 1:36.805 | 12:44:19.338 | 9   | Mini Cooper S |

### Leader History

| NO | NAME        | FROM LAP | LAPS LED | DISTANCE    | VEHICLE       |
|----|-------------|----------|----------|-------------|---------------|
| 97 | Jamie BLAKE | 1        | 9        | 18.90 miles | Mini Cooper S |

# 2024 Scottish Mini Cooper Cup

## RACE 1 - STATISTICS

CLASS : R53 G

2 Starters

### Fastest Lap History

| NO | NAME           | LAP TIME | TIME OF DAY  | LAP | VEHICLE       |
|----|----------------|----------|--------------|-----|---------------|
| 95 | Criag BLAKE    | 1:47.264 | 12:32:49.738 | 2   | Mini Cooper S |
| 21 | Ross WILKINSON | 1:46.733 | 12:32:50.459 | 2   | Mini Cooper S |
| 95 | Criag BLAKE    | 1:43.353 | 12:34:33.091 | 3   | Mini Cooper S |
| 21 | Ross WILKINSON | 1:43.309 | 12:34:33.768 | 3   | Mini Cooper S |
| 95 | Criag BLAKE    | 1:40.008 | 12:36:13.098 | 4   | Mini Cooper S |
| 95 | Criag BLAKE    | 1:38.136 | 12:37:51.235 | 5   | Mini Cooper S |
| 95 | Criag BLAKE    | 1:36.612 | 12:41:06.698 | 7   | Mini Cooper S |
| 95 | Criag BLAKE    | 1:36.523 | 12:44:19.990 | 9   | Mini Cooper S |

### Leader History

| NO | NAME        | FROM LAP | LAPS LED | DISTANCE    | VEHICLE       |
|----|-------------|----------|----------|-------------|---------------|
| 95 | Criag BLAKE | 1        | 9        | 18.90 miles | Mini Cooper S |

# 2024 Scottish Mini Cooper Cup

## RACE 1 - STATISTICS

CLASS : G

1 Starters

### Fastest Lap History

| NO  | NAME        | LAP TIME        | TIME OF DAY  | LAP | VEHICLE     |
|-----|-------------|-----------------|--------------|-----|-------------|
| 871 | Jensen BELL | <b>1:47.726</b> | 12:32:55.601 | 2   | Mini Cooper |
| 871 | Jensen BELL | <b>1:46.350</b> | 12:34:41.952 | 3   | Mini Cooper |
| 871 | Jensen BELL | <b>1:44.444</b> | 12:36:26.395 | 4   | Mini Cooper |
| 871 | Jensen BELL | <b>1:44.385</b> | 12:38:10.780 | 5   | Mini Cooper |
| 871 | Jensen BELL | <b>1:44.355</b> | 12:41:40.647 | 7   | Mini Cooper |

### Leader History


| NO  | NAME        | FROM LAP | LAPS LED | DISTANCE    | VEHICLE     |
|-----|-------------|----------|----------|-------------|-------------|
| 871 | Jensen BELL | 1        | 9        | 18.90 miles | Mini Cooper |



# 2024 Scottish Mini Cooper Cup

## RACE 6 - GRID (15 minutes)

|        |    |                            |                               |
|--------|----|----------------------------|-------------------------------|
| ROW 12 | 23 | <b>5</b> Jonathon WILD     |                               |
| ROW 11 | 21 | <b>333</b> Ewan ROBERTSON  | 22 <b>164</b> Curtis PATERSON |
| ROW 10 | 19 | <b>88</b> Barry HOLMES     | 20 <b>7</b> Blair DRYBURGH    |
| ROW 9  | 17 | <b>52</b> Michael WILLIAMS | 18 <b>871</b> Jensen BELL     |
| ROW 8  | 15 | <b>12</b> Jacob HEAP       | 16 <b>27</b> Martin WIJETUNGA |
| ROW 7  | 13 | <b>53</b> Stuart MCPHADEN  | 14 <b>23</b> Ian MUNRO        |
| ROW 6  | 11 | <b>70</b> Oly MORTIMER     | 12 <b>18</b> Daniel PATTERSON |
| ROW 5  | 9  | <b>22</b> Jason BALLANTYNE | 10 <b>91</b> Robbie DALGLEISH |
| ROW 4  | 7  | <b>25</b> Chad LITTLE      | 8 <b>65</b> Jack IRVINE       |
| ROW 3  |    |                            |                               |
| ROW 2  | 3  | <b>21</b> Ross WILKINSON   | 4 <b>14</b> Rich FLETT        |
| ROW 1  | 1  | <b>97</b> Jamie BLAKE      | 2 <b>95</b> Criag BLAKE       |
|        |    | <b>Pole</b>                |                               |



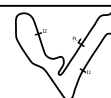
These results are provisional until the conclusion of any judicial and technical matters.

Croft: 2.1001 miles

Clerk Of Course: Robert Briggs

Stewards:

Timekeeper: Rob Cook



# 2024 Scottish Mini Cooper Cup

## RACE 6 - CLASSIFICATION - AMENDED

Race Distance: 10 Laps / 21.00 miles

| POS | NO  | CL    | PIC | NAME             | ENTRY         | LAPS | TIME      | GAP      | DIFF   | MPH   | BEST     | ON | GRD | ↑↓ |
|-----|-----|-------|-----|------------------|---------------|------|-----------|----------|--------|-------|----------|----|-----|----|
| 1   | 97  | R53   | 1   | Jamie BLAKE      | Mini Cooper S | 10   | 16:15.427 |          |        | 77.51 | 1:36.421 | 7  | 1   | 0  |
| 2   | 14  | R53   | 2   | Rich FLETT       | Mini Cooper S | 10   | 16:25.661 | 10.234   | 10.234 | 76.70 | 1:37.543 | 8  | 4   | 2  |
| 3   | 21  | R53 G | 1   | Ross WILKINSON   | Mini Cooper S | 10   | 16:27.191 | 11.764   | 1.530  | 76.58 | 1:37.407 | 3  | 3   | 0  |
| 4   | 95  | R53 G | 2   | Criag BLAKE      | Mini Cooper S | 10   | 16:34.661 | 19.234   | 7.470  | 76.01 | 1:36.650 | 6  | 2   | -2 |
| 5   | 70  |       | 1   | Oly MORTIMER     | Mini Cooper   | 10   | 17:13.878 | 58.451   | 39.217 | 73.12 | 1:41.628 | 3  | 9   | 4  |
| 6   | 65  |       | 2   | Jack IRVINE      | Mini Cooper   | 10   | 17:18.398 | 1:02.971 | 4.520  | 72.81 | 1:42.604 | 7  | 6   | 0  |
| 7   | 23  |       | 3   | Ian MUNRO        | Mini Cooper   | 10   | 17:18.630 | 1:03.203 | 0.232  | 72.79 | 1:42.191 | 7  | 12  | 5  |
| 8   | 22  |       | 4   | Jason BALLANTYNE | Mini Cooper   | 10   | 17:19.291 | 1:03.864 | 0.661  | 72.74 | 1:41.960 | 2  | 7   | -1 |
| 9   | 91  |       | 5   | Robbie DALGLEISH | Mini Cooper   | 10   | 17:19.519 | 1:04.092 | 0.228  | 72.73 | 1:42.606 | 2  | 8   | -1 |
| 10  | 18  |       | 6   | Daniel PATTERSON | Mini Cooper   | 10   | 17:21.220 | 1:05.793 | 1.701  | 72.61 | 1:41.658 | 4  | 10  | 0  |
| 11  | 25* |       | 7   | Chad LITTLE      | Mini Cooper   | 10   | 17:21.523 | 1:06.096 | 0.303  | 72.59 | 1:42.014 | 2  | 5   | -6 |
| 12  | 871 | G     | 1   | Jensen BELL      | Mini Cooper   | 10   | 17:29.364 | 1:13.937 | 7.841  | 72.04 | 1:43.073 | 3  | 16  | 4  |
| 13  | 52  | NC    | 1   | Michael WILLIAMS | Mini Cooper   | 10   | 17:35.412 | 1:19.985 | 6.048  | 71.63 | 1:42.929 | 3  | 15  | 2  |
| 14  | 88  |       | 8   | Barry HOLMES     | Mini Cooper   | 10   | 17:36.521 | 1:21.094 | 1.109  | 71.56 | 1:43.298 | 10 | 17  | 3  |
| 15  | 12  | NC    | 2   | Jacob HEAP       | Mini Cooper   | 10   | 17:37.185 | 1:21.758 | 0.664  | 71.51 | 1:43.705 | 2  | 13  | -2 |
| 16  | 333 |       | 9   | Ewan ROBERTSON   | Mini Cooper   | 10   | 17:43.215 | 1:27.788 | 6.030  | 71.11 | 1:44.092 | 7  | 19  | 3  |
| 17  | 80  | NC    | 3   | Ross FOSTER      | Mini Cooper   | 10   | 17:43.624 | 1:28.197 | 0.409  | 71.08 | 1:44.405 | 8  |     |    |
| 18  | 5   | NC    | 4   | Jonathon WILD    | Mini Cooper   | 10   | 17:43.773 | 1:28.346 | 0.149  | 71.07 | 1:44.592 | 9  | 21  | 3  |
| 19  | 27* | NC    | 5   | Martin WIJETUNGA | Mini Cooper   | 10   | 18:07.509 | 1:52.082 | 23.736 | 69.52 | 1:43.380 | 2  | 14  | -5 |
| 20  | 164 | NC    | 6   | Curtis PATERSON  | Mini Cooper   | 9    | 16:19.025 | 1 Lap    | 1 Lap  | 69.50 | 1:44.939 | 2  | 20  | 0  |

### NOT CLASSIFIED

|     |    |    |  |                 |             |   |           |        |          |       |          |   |    |  |
|-----|----|----|--|-----------------|-------------|---|-----------|--------|----------|-------|----------|---|----|--|
| DNF | 7  | NC |  | Blair DRYBURGH  | Mini Cooper | 6 | 10:37.678 | 4 Laps | 3 Laps   | 71.13 | 1:43.091 | 2 | 18 |  |
| DNF | 53 | NC |  | Stuart MCPHADEN | Mini Cooper | 6 | 11:47.397 | 4 Laps | 1:09.719 | 64.12 | 1:43.011 | 2 | 11 |  |

### FASTEST LAP

|     |       |  |  |                  |               |   |          |  |  |           |            |  |  |  |
|-----|-------|--|--|------------------|---------------|---|----------|--|--|-----------|------------|--|--|--|
| 97  | R53   |  |  | Jamie BLAKE      | Mini Cooper S | 7 | 1:36.421 |  |  | 78.41 mph | 126.19 kph |  |  |  |
| 95  | R53 G |  |  | Criag BLAKE      | Mini Cooper S | 6 | 1:36.650 |  |  | 78.22 mph | 125.89 kph |  |  |  |
| 70  |       |  |  | Oly MORTIMER     | Mini Cooper   | 3 | 1:41.628 |  |  | 74.39 mph | 119.72 kph |  |  |  |
| 52  | NC    |  |  | Michael WILLIAMS | Mini Cooper   | 3 | 1:42.929 |  |  | 73.45 mph | 118.21 kph |  |  |  |
| 871 | G     |  |  | Jensen BELL      | Mini Cooper   | 3 | 1:43.073 |  |  | 73.35 mph | 118.04 kph |  |  |  |

### Comments:

\*Car 25 - 10 sec. time penalty for false start.

\*Car 27 - 30 sec. time penalty applied NCR Chp.12 App.7 Art.8 - Contact with another vehicle.

Weather / Track : Bright / Damp

These results are provisional until the conclusion of any judicial and technical matters.

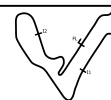
Date: 07/09/2024 Start: 16:00 Finish: 16:16

Croft: 2.1001 miles

Clerk Of Course: Robert Briggs

Stewards:

Timekeeper: Rob Cook



# 2024 Scottish Mini Cooper Cup

## RACE 6 - CLASSIFICATION

Race Distance: 10 Laps / 21.00 miles

| POS | NO  | CL    | PIC | NAME             | ENTRY         | LAPS | TIME      | GAP      | DIFF   | MPH   | BEST     | ON | GRD | ↑↓ |
|-----|-----|-------|-----|------------------|---------------|------|-----------|----------|--------|-------|----------|----|-----|----|
| 1   | 97  | R53   | 1   | Jamie BLAKE      | Mini Cooper S | 10   | 16:15.427 |          |        | 77.51 | 1:36.421 | 7  | 1   | 0  |
| 2   | 14  | R53   | 2   | Rich FLETT       | Mini Cooper S | 10   | 16:25.661 | 10.234   | 10.234 | 76.70 | 1:37.543 | 8  | 4   | 2  |
| 3   | 21  | R53 G | 1   | Ross WILKINSON   | Mini Cooper S | 10   | 16:27.191 | 11.764   | 1.530  | 76.58 | 1:37.407 | 3  | 3   | 0  |
| 4   | 95  | R53 G | 2   | Criag BLAKE      | Mini Cooper S | 10   | 16:34.661 | 19.234   | 7.470  | 76.01 | 1:36.650 | 6  | 2   | -2 |
| 5   | 70  |       | 1   | Oly MORTIMER     | Mini Cooper   | 10   | 17:13.878 | 58.451   | 39.217 | 73.12 | 1:41.628 | 3  | 9   | 4  |
| 6   | 65  |       | 2   | Jack IRVINE      | Mini Cooper   | 10   | 17:18.398 | 1:02.971 | 4.520  | 72.81 | 1:42.604 | 7  | 6   | 0  |
| 7   | 23  |       | 3   | Ian MUNRO        | Mini Cooper   | 10   | 17:18.630 | 1:03.203 | 0.232  | 72.79 | 1:42.191 | 7  | 12  | 5  |
| 8   | 22  |       | 4   | Jason BALLANTYNE | Mini Cooper   | 10   | 17:19.291 | 1:03.864 | 0.661  | 72.74 | 1:41.960 | 2  | 7   | -1 |
| 9   | 91  |       | 5   | Robbie DALGLEISH | Mini Cooper   | 10   | 17:19.519 | 1:04.092 | 0.228  | 72.73 | 1:42.606 | 2  | 8   | -1 |
| 10  | 18  |       | 6   | Daniel PATTERSON | Mini Cooper   | 10   | 17:21.220 | 1:05.793 | 1.701  | 72.61 | 1:41.658 | 4  | 10  | 0  |
| 11  | 25* |       | 7   | Chad LITTLE      | Mini Cooper   | 10   | 17:21.523 | 1:06.096 | 0.303  | 72.59 | 1:42.014 | 2  | 5   | -6 |
| 12  | 871 | G     | 1   | Jensen BELL      | Mini Cooper   | 10   | 17:29.364 | 1:13.937 | 7.841  | 72.04 | 1:43.073 | 3  | 16  | 4  |
| 13  | 52  | NC    | 1   | Michael WILLIAMS | Mini Cooper   | 10   | 17:35.412 | 1:19.985 | 6.048  | 71.63 | 1:42.929 | 3  | 15  | 2  |
| 14  | 88  |       | 8   | Barry HOLMES     | Mini Cooper   | 10   | 17:36.521 | 1:21.094 | 1.109  | 71.56 | 1:43.298 | 10 | 17  | 3  |
| 15  | 12  | NC    | 2   | Jacob HEAP       | Mini Cooper   | 10   | 17:37.185 | 1:21.758 | 0.664  | 71.51 | 1:43.705 | 2  | 13  | -2 |
| 16  | 27  | NC    | 3   | Martin WIJETUNGA | Mini Cooper   | 10   | 17:37.509 | 1:22.082 | 0.324  | 71.49 | 1:43.380 | 2  | 14  | -2 |
| 17  | 333 |       | 9   | Ewan ROBERTSON   | Mini Cooper   | 10   | 17:43.215 | 1:27.788 | 5.706  | 71.11 | 1:44.092 | 7  | 19  | 2  |
| 18  | 80  | NC    | 4   | Ross FOSTER      | Mini Cooper   | 10   | 17:43.624 | 1:28.197 | 0.409  | 71.08 | 1:44.405 | 8  |     |    |
| 19  | 5   | NC    | 5   | Jonathon WILD    | Mini Cooper   | 10   | 17:43.773 | 1:28.346 | 0.149  | 71.07 | 1:44.592 | 9  | 21  | 2  |
| 20  | 164 | NC    | 6   | Curtis PATERSON  | Mini Cooper   | 9    | 16:19.025 | 1 Lap    | 1 Lap  | 69.50 | 1:44.939 | 2  | 20  | 0  |

### NOT CLASSIFIED

|     |    |    |  |                 |             |   |           |        |          |       |          |   |    |  |
|-----|----|----|--|-----------------|-------------|---|-----------|--------|----------|-------|----------|---|----|--|
| DNF | 7  | NC |  | Blair DRYBURGH  | Mini Cooper | 6 | 10:37.678 | 4 Laps | 3 Laps   | 71.13 | 1:43.091 | 2 | 18 |  |
| DNF | 53 | NC |  | Stuart MCPHADEN | Mini Cooper | 6 | 11:47.397 | 4 Laps | 1:09.719 | 64.12 | 1:43.011 | 2 | 11 |  |

### FASTEST LAP

|     |       |  |  |                  |               |   |          |  |  |           |            |  |  |  |
|-----|-------|--|--|------------------|---------------|---|----------|--|--|-----------|------------|--|--|--|
| 97  | R53   |  |  | Jamie BLAKE      | Mini Cooper S | 7 | 1:36.421 |  |  | 78.41 mph | 126.19 kph |  |  |  |
| 95  | R53 G |  |  | Criag BLAKE      | Mini Cooper S | 6 | 1:36.650 |  |  | 78.22 mph | 125.89 kph |  |  |  |
| 70  |       |  |  | Oly MORTIMER     | Mini Cooper   | 3 | 1:41.628 |  |  | 74.39 mph | 119.72 kph |  |  |  |
| 52  | NC    |  |  | Michael WILLIAMS | Mini Cooper   | 3 | 1:42.929 |  |  | 73.45 mph | 118.21 kph |  |  |  |
| 871 | G     |  |  | Jensen BELL      | Mini Cooper   | 3 | 1:43.073 |  |  | 73.35 mph | 118.04 kph |  |  |  |

#### Comments:

\*Car 25 - 10 sec. time penalty for false start.

Weather / Track : Bright / Damp

These results are provisional until the conclusion of any judicial and technical matters.

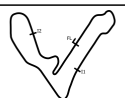
Date: 07/09/2024 Start: 16:00 Finish: 16:16

Croft: 2.1001 miles

Clerk Of Course: Robert Briggs

Stewards:

Timekeeper: Rob Cook



# 2024 Scottish Mini Cooper Cup

## RACE 6 - BEST SECTORS

| SECTOR 1 |     |            |        | SECTOR 2 |            |        |     | SECTOR 3   |        |     |     | IDEAL / BEST COMPARISON |                    |                 |       |
|----------|-----|------------|--------|----------|------------|--------|-----|------------|--------|-----|-----|-------------------------|--------------------|-----------------|-------|
| POS      | NO  | NAME       | TIME   | NO       | NAME       | TIME   | NO  | NAME       | TIME   | POS | NO  | NAME                    | IDEAL              | BEST            | DIFF  |
|          |     |            |        |          |            |        |     |            |        |     |     |                         | <b>PERFECT LAP</b> | <b>1:36.055</b> |       |
| 1        | 97  | BLAKE      | 29.438 | 95       | BLAKE      | 39.675 | 97  | BLAKE      | 26.942 | 1   | 97  | BLAKE                   | 1:36.221           | 1:36.421        | 0.200 |
| 2        | 95  | BLAKE      | 29.738 | 97       | BLAKE      | 39.841 | 95  | BLAKE      | 26.954 | 2   | 95  | BLAKE                   | 1:36.367           | 1:36.650        | 0.283 |
| 3        | 14  | FLETT      | 29.754 | 21       | WILKINSON  | 39.885 | 14  | FLETT      | 27.252 | 3   | 21  | WILKINSON               | 1:37.096           | 1:37.407        | 0.311 |
| 4        | 21  | WILKINSON  | 29.882 | 14       | FLETT      | 40.096 | 21  | WILKINSON  | 27.329 | 4   | 14  | FLETT                   | 1:37.102           | 1:37.543        | 0.441 |
| 5        | 70  | MORTIMER   | 31.249 | 70       | MORTIMER   | 41.863 | 70  | MORTIMER   | 27.823 | 5   | 70  | MORTIMER                | 1:40.935           | 1:41.628        | 0.693 |
| 6        | 22  | BALLANTYNE | 31.531 | 65       | IRVINE     | 42.015 | 18  | PATTERSON  | 27.876 | 6   | 18  | PATTERSON               | 1:41.469           | 1:41.658        | 0.189 |
| 7        | 18  | PATTERSON  | 31.573 | 18       | PATTERSON  | 42.020 | 25  | LITTLE     | 28.032 | 7   | 22  | BALLANTYNE              | 1:41.730           | 1:41.960        | 0.230 |
| 8        | 23  | MUNRO      | 31.643 | 22       | BALLANTYNE | 42.039 | 22  | BALLANTYNE | 28.160 | 8   | 25  | LITTLE                  | 1:41.826           | 1:42.014        | 0.188 |
| 9        | 65  | IRVINE     | 31.712 | 25       | LITTLE     | 42.056 | 65  | IRVINE     | 28.162 | 9   | 65  | IRVINE                  | 1:41.889           | 1:42.604        | 0.715 |
| 10       | 25  | LITTLE     | 31.738 | 91       | DALGLEISH  | 42.164 | 23  | MUNRO      | 28.180 | 10  | 23  | MUNRO                   | 1:41.990           | 1:42.191        | 0.201 |
| 11       | 53  | MCPHADEN   | 31.742 | 23       | MUNRO      | 42.167 | 91  | DALGLEISH  | 28.235 | 11  | 91  | DALGLEISH               | 1:42.162           | 1:42.606        | 0.444 |
| 12       | 91  | DALGLEISH  | 31.763 | 88       | HOLMES     | 42.188 | 871 | BELL       | 28.300 | 12  | 88  | HOLMES                  | 1:42.504           | 1:43.298        | 0.794 |
| 13       | 7   | DRYBURGH   | 31.770 | 53       | MCPHADEN   | 42.365 | 52  | WILLIAMS   | 28.343 | 13  | 52  | WILLIAMS                | 1:42.616           | 1:42.929        | 0.313 |
| 14       | 52  | WILLIAMS   | 31.800 | 12       | HEAP       | 42.367 | 88  | HOLMES     | 28.422 | 14  | 12  | HEAP                    | 1:42.649           | 1:43.705        | 1.056 |
| 15       | 871 | BELL       | 31.820 | 52       | WILLIAMS   | 42.473 | 27  | WIJETUNGA  | 28.425 | 15  | 871 | BELL                    | 1:42.662           | 1:43.073        | 0.411 |
| 16       | 12  | HEAP       | 31.826 | 7        | DRYBURGH   | 42.487 | 12  | HEAP       | 28.456 | 16  | 53  | MCPHADEN                | 1:42.718           | 1:43.011        | 0.293 |
| 17       | 88  | HOLMES     | 31.894 | 871      | BELL       | 42.542 | 7   | DRYBURGH   | 28.461 | 17  | 7   | DRYBURGH                | 1:42.718           | 1:43.091        | 0.373 |
| 18       | 27  | WIJETUNGA  | 32.066 | 27       | WIJETUNGA  | 42.618 | 80  | FOSTER     | 28.589 | 18  | 27  | WIJETUNGA               | 1:43.109           | 1:43.380        | 0.271 |
| 19       | 333 | ROBERTSON  | 32.096 | 80       | FOSTER     | 42.979 | 53  | MCPHADEN   | 28.611 | 19  | 333 | ROBERTSON               | 1:43.708           | 1:44.092        | 0.384 |
| 20       | 80  | FOSTER     | 32.162 | 333      | ROBERTSON  | 42.985 | 333 | ROBERTSON  | 28.627 | 20  | 80  | FOSTER                  | 1:43.730           | 1:44.405        | 0.675 |
| 21       | 164 | PATERSON   | 32.306 | 5        | WILD       | 43.048 | 5   | WILD       | 28.755 | 21  | 5   | WILD                    | 1:44.191           | 1:44.592        | 0.401 |
| 22       | 5   | WILD       | 32.388 | 164      | PATERSON   | 43.235 | 164 | PATERSON   | 29.104 | 22  | 164 | PATERSON                | 1:44.645           | 1:44.939        | 0.294 |

# 2024 Scottish Mini Cooper Cup

## RACE 6 - LAP CHART

| LAP 1 @ 16:01:45.784 |        |          | LAP 2 @ 16:03:22.355 |        |          | LAP 3 @ 16:04:59.729 |        |          | LAP 4 @ 16:06:36.932 |        |          | LAP 5 @ 16:08:13.631 |        |            |
|----------------------|--------|----------|----------------------|--------|----------|----------------------|--------|----------|----------------------|--------|----------|----------------------|--------|------------|
| NO                   | BEHIND | LAP TIME | NO                   | BEHIND | LAP TIME | NO                   | BEHIND | LAP TIME | NO                   | BEHIND | LAP TIME | NO                   | BEHIND | LAP TIME   |
| 97                   |        | 1:42.253 | 97                   |        | 1:36.571 | 97                   |        | 1:37.374 | 97                   |        | 1:37.203 | 97                   |        | 1:36.699   |
| 14                   | 2.045  | 1:44.298 | 14                   | 3.032  | 1:37.558 | 14                   | 3.632  | 1:37.974 | 14                   | 4.208  | 1:37.779 | 14                   | 5.428  | 1:37.919   |
| 21                   | 2.738  | 1:44.991 | 21                   | 4.268  | 1:38.101 | 21                   | 4.301  | 1:37.407 | 21                   | 5.124  | 1:38.026 | 21                   | 6.421  | 1:37.996   |
| 25                   | 6.856  | 1:49.109 | 25                   | 12.299 | 1:42.014 | 25                   | 17.310 | 1:42.385 | 95                   | 19.853 | 1:38.293 | 95                   | 20.178 | 1:37.024   |
| 65                   | 7.357  | 1:49.610 | 70                   | 13.084 | 1:41.646 | 70                   | 17.338 | 1:41.628 | 25                   | 23.634 | 1:43.527 | 25                   | 29.382 | 1:42.447   |
| 70                   | 8.009  | 1:50.262 | 65                   | 13.625 | 1:42.839 | 95                   | 18.763 | 1:39.004 | 70                   | 23.860 | 1:43.725 | 70                   | 29.694 | 1:42.533   |
| 22                   | 8.556  | 1:50.809 | 22                   | 13.945 | 1:41.960 | 65                   | 19.124 | 1:42.873 | 65                   | 24.841 | 1:42.920 | 65                   | 30.768 | 1:42.626   |
| 91                   | 9.000  | 1:51.253 | 91                   | 15.035 | 1:42.606 | 22                   | 19.931 | 1:43.360 | 22                   | 25.082 | 1:42.354 | 22                   | 31.250 | 1:42.867   |
| 23                   | 9.260  | 1:51.513 | 23                   | 15.968 | 1:43.279 | 91                   | 20.382 | 1:42.721 | 23                   | 26.005 | 1:42.239 | 23                   | 31.762 | 1:42.456   |
| 18                   | 9.460  | 1:51.713 | 27                   | 16.751 | 1:43.380 | 23                   | 20.969 | 1:42.375 | 91                   | 26.239 | 1:43.060 | 18                   | 32.308 | 1:42.297   |
| 27                   | 9.942  | 1:52.195 | 18                   | 16.891 | 1:44.002 | 18                   | 22.255 | 1:42.738 | 18                   | 26.710 | 1:41.658 | 91                   | 32.610 | 1:43.070   |
| 7                    | 10.395 | 1:52.648 | 7                    | 16.915 | 1:43.091 | 7                    | 23.658 | 1:44.117 | 53                   | 32.056 | 1:44.406 | 871                  | 41.304 | 1:44.937   |
| 12                   | 11.030 | 1:53.283 | 95                   | 17.133 | 1:40.590 | 27                   | 24.227 | 1:44.850 | 12                   | 32.286 | 1:44.366 | 7                    | 43.006 | 1:46.892   |
| 53                   | 11.245 | 1:53.498 | 53                   | 17.685 | 1:43.011 | 53                   | 24.853 | 1:44.542 | 7                    | 32.813 | 1:46.358 | 52                   | 43.954 | 1:46.897   |
| 871                  | 12.229 | 1:54.482 | 12                   | 18.164 | 1:43.705 | 12                   | 25.123 | 1:44.333 | 871                  | 33.066 | 1:44.350 | 12                   | 44.271 | 1:48.684   |
| 52                   | 12.243 | 1:54.496 | 52                   | 19.884 | 1:44.212 | 52                   | 25.439 | 1:42.929 | 27                   | 33.511 | 1:46.487 | 88                   | 44.942 | 1:44.522   |
| 333                  | 12.434 | 1:54.687 | 871                  | 20.220 | 1:44.562 | 871                  | 25.919 | 1:43.073 | 52                   | 33.756 | 1:45.520 | 27                   | 45.759 | 1:48.947   |
| 88                   | 12.783 | 1:55.036 | 333                  | 21.070 | 1:45.207 | 333                  | 29.596 | 1:45.900 | 88                   | 37.119 | 1:44.293 | 333                  | 46.135 | 1:45.050   |
| 95                   | 13.114 | 1:55.367 | 88                   | 21.436 | 1:45.224 | 88                   | 30.029 | 1:45.967 | 333                  | 37.784 | 1:45.391 | 80                   | 47.771 | 1:46.104   |
| 80                   | 13.396 | 1:55.649 | 80                   | 22.135 | 1:45.310 | 80                   | 30.269 | 1:45.508 | 80                   | 38.366 | 1:45.300 | 5                    | 48.743 | 1:46.134   |
| 164                  | 14.702 | 1:56.955 | 164                  | 23.070 | 1:44.939 | 164                  | 30.852 | 1:45.156 | 164                  | 39.034 | 1:45.385 | 164                  | 49.341 | 1:47.006   |
| 5                    | 15.107 | 1:57.360 | 5                    | 23.351 | 1:44.815 | 5                    | 31.274 | 1:45.297 | 5                    | 39.308 | 1:45.237 | 53                   | 59.651 | 2:04.294 P |

# 2024 Scottish Mini Cooper Cup

## RACE 6 - LAP CHART

| LAP 6 @ 16:09:50.412 |        |            | LAP 7 @ 16:11:26.833 |          |            | LAP 8 @ 16:13:03.741 |          |          | LAP 9 @ 16:14:40.654 |          |          | LAP 10 @ 16:16:18.958 |          |          |
|----------------------|--------|------------|----------------------|----------|------------|----------------------|----------|----------|----------------------|----------|----------|-----------------------|----------|----------|
| NO                   | BEHIND | LAP TIME   | NO                   | BEHIND   | LAP TIME   | NO                   | BEHIND   | LAP TIME | NO                   | BEHIND   | LAP TIME | NO                    | BEHIND   | LAP TIME |
| 97                   |        | 1:36.781   | 97                   |          | 1:36.421   | 97                   |          | 1:36.908 | 97                   |          | 1:36.913 | 97                    |          | 1:38.304 |
| 14                   | 6.363  | 1:37.716   | 14                   | 8.135    | 1:38.193   | 14                   | 8.770    | 1:37.543 | 14                   | 9.430    | 1:37.573 | 164                   | 1 Lap    | 1:47.989 |
| 21                   | 7.652  | 1:38.012   | 21                   | 9.601    | 1:38.370   | 21                   | 11.011   | 1:38.318 | 21                   | 12.150   | 1:38.052 | 14                    | 10.234   | 1:39.108 |
| 95                   | 20.047 | 1:36.650   | 95                   | 20.585   | 1:36.959   | 95                   | 20.630   | 1:36.953 | 95                   | 20.619   | 1:36.902 | 21                    | 11.764   | 1:37.918 |
| 25                   | 34.820 | 1:42.219   | 53                   | 1 Lap    | 2:37.646 P | 25                   | 46.199   | 1:42.321 | 25                   | 51.939   | 1:42.653 | 95                    | 19.234   | 1:36.919 |
| 70                   | 35.167 | 1:42.254   | 25                   | 40.786   | 1:42.387   | 70                   | 46.761   | 1:42.474 | 70                   | 53.138   | 1:43.290 | 25                    | 56.096   | 1:42.461 |
| 65                   | 36.730 | 1:42.743   | 70                   | 41.195   | 1:42.449   | 22                   | 49.581   | 1:43.167 | 22                   | 56.637   | 1:43.969 | 70                    | 58.451   | 1:43.617 |
| 22                   | 37.431 | 1:42.962   | 65                   | 42.913   | 1:42.604   | 18                   | 50.113   | 1:43.306 | 18                   | 57.056   | 1:43.856 | 65                    | 1:02.971 | 1:44.008 |
| 18                   | 37.930 | 1:42.403   | 22                   | 43.322   | 1:42.312   | 23                   | 50.279   | 1:43.134 | 65                   | 57.267   | 1:43.718 | 23                    | 1:03.203 | 1:43.858 |
| 23                   | 38.283 | 1:43.302   | 18                   | 43.715   | 1:42.206   | 65                   | 50.462   | 1:44.457 | 23                   | 57.649   | 1:44.283 | 22                    | 1:03.864 | 1:45.531 |
| 91                   | 38.811 | 1:42.982   | 23                   | 44.053   | 1:42.191   | 91                   | 51.489   | 1:43.186 | 91                   | 58.064   | 1:43.488 | 91                    | 1:04.092 | 1:44.332 |
| 871                  | 47.628 | 1:43.105   | 91                   | 45.211   | 1:42.821   | 871                  | 1:01.408 | 1:43.675 | 871                  | 1:08.222 | 1:43.727 | 18                    | 1:05.793 | 1:47.041 |
| 7                    | 50.797 | 1:44.572 P | 871                  | 54.641   | 1:43.434   | 52                   | 1:08.408 | 1:44.929 | 52                   | 1:15.103 | 1:43.608 | 871                   | 1:13.937 | 1:44.019 |
| 52                   | 51.604 | 1:44.431   | 52                   | 1:00.387 | 1:45.204   | 12                   | 1:08.867 | 1:45.148 | 88                   | 1:16.100 | 1:43.667 | 52                    | 1:19.985 | 1:43.186 |
| 12                   | 51.925 | 1:44.435   | 12                   | 1:00.627 | 1:45.123   | 88                   | 1:09.346 | 1:45.279 | 12                   | 1:16.232 | 1:44.278 | 88                    | 1:21.094 | 1:43.298 |
| 88                   | 53.153 | 1:44.992   | 88                   | 1:00.975 | 1:44.243   | 27                   | 1:09.905 | 1:45.602 | 27                   | 1:16.445 | 1:43.453 | 12                    | 1:21.758 | 1:43.830 |
| 27                   | 53.581 | 1:44.603   | 27                   | 1:01.211 | 1:44.051   | 333                  | 1:11.066 | 1:45.892 | 333                  | 1:18.861 | 1:44.708 | 27                    | 1:22.082 | 1:43.941 |
| 333                  | 54.411 | 1:45.057   | 333                  | 1:02.082 | 1:44.092   | 80                   | 1:11.835 | 1:44.405 | 80                   | 1:19.356 | 1:44.434 | 333                   | 1:27.788 | 1:47.231 |
| 80                   | 55.417 | 1:44.427   | 80                   | 1:04.338 | 1:45.342   | 5                    | 1:12.942 | 1:44.800 | 5                    | 1:20.621 | 1:44.592 | 80                    | 1:28.197 | 1:47.145 |
| 5                    | 56.785 | 1:44.823   | 5                    | 1:05.050 | 1:44.686   | 164                  | 1:30.826 | 1:59.985 |                      |          |          | 5                     | 1:28.346 | 1:46.029 |
| 164                  | 57.820 | 1:45.260   | 164                  | 1:07.749 | 1:46.350   |                      |          |          |                      |          |          |                       |          |          |

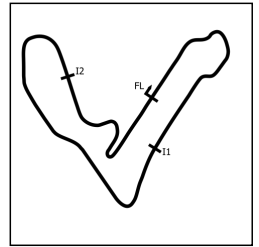
# 2024 Scottish Mini Cooper Cup

## RACE 6 - POSITION CHART WITH INTERMEDIATES

| No  | Name       | Lap |             | Intermediates |             |             |             |             |             |             |             |             |             |             |             |             |             |             |             |             |             |             |             |             |             |             |             |             |             |             |             |              |     |     |     |    |
|-----|------------|-----|-------------|---------------|-------------|-------------|-------------|-------------|-------------|-------------|-------------|-------------|-------------|-------------|-------------|-------------|-------------|-------------|-------------|-------------|-------------|-------------|-------------|-------------|-------------|-------------|-------------|-------------|-------------|-------------|-------------|--------------|-----|-----|-----|----|
|     |            | Pos | L0 - Int1 M | L0 - Int2 M   | L1 - Finish | L1 - Int1 M | L1 - Int2 M | L2 - Finish | L2 - Int1 M | L2 - Int2 M | L3 - Finish | L3 - Int1 M | L3 - Int2 M | L4 - Finish | L4 - Int1 M | L4 - Int2 M | L5 - Finish | L5 - Int1 M | L5 - Int2 M | L6 - Finish | L6 - Int1 M | L6 - Int2 M | L7 - Finish | L7 - Int1 M | L7 - Int2 M | L8 - Finish | L8 - Int1 M | L8 - Int2 M | L9 - Finish | L9 - Int1 M | L9 - Int2 M | L10 - Finish |     |     |     |    |
| 97  | BLAKE      | 1   | 97          | 97            | 97          | 97          | 97          | 97          | 97          | 97          | 97          | 97          | 97          | 97          | 97          | 97          | 97          | 97          | 97          | 97          | 97          | 97          | 97          | 97          | 97          | 97          | 97          | 97          | 97          | 97          | 97          | 97           | 97  | 97  | 97  |    |
| 95  | BLAKE      | 2   | 14          | 14            | 14          | 14          | 14          | 14          | 14          | 14          | 14          | 14          | 14          | 14          | 14          | 14          | 14          | 14          | 14          | 14          | 14          | 14          | 14          | 14          | 14          | 14          | 14          | 14          | 14          | 14          | 14          | 14           | 14  | 14  | 14  |    |
| 21  | WILKINSON  | 3   | 21          | 21            | 21          | 21          | 21          | 21          | 21          | 21          | 21          | 21          | 21          | 21          | 21          | 21          | 21          | 21          | 21          | 21          | 21          | 21          | 21          | 21          | 21          | 21          | 21          | 21          | 21          | 21          | 21          | 21           | 21  | 21  | 21  |    |
| 14  | FLETT      | 4   | 25          | 25            | 25          | 25          | 25          | 25          | 25          | 25          | 25          | 25          | 25          | 95          | 95          | 95          | 95          | 95          | 95          | 95          | 95          | 95          | 95          | 95          | 95          | 95          | 95          | 95          | 95          | 95          | 95          | 95           | 95  | 95  | 95  |    |
| 25  | LITTLE     | 5   | 65          | 65            | 65          | 65          | 70          | 70          | 70          | 70          | 70          | 70          | 95          | 25          | 25          | 25          | 25          | 25          | 25          | 25          | 25          | 25          | 25          | 25          | 25          | 25          | 25          | 25          | 25          | 25          | 25          | 25           | 25  | 25  | 25  |    |
| 65  | IRVINE     | 6   | 91          | 70            | 70          | 70          | 65          | 65          | 65          | 65          | 95          | 70          | 70          | 70          | 70          | 70          | 70          | 70          | 70          | 70          | 70          | 70          | 70          | 70          | 70          | 70          | 70          | 70          | 70          | 70          | 70          | 70           | 70  | 70  | 70  |    |
| 22  | BALLANTYNE | 7   | 70          | 22            | 22          | 22          | 22          | 22          | 22          | 95          | 65          | 65          | 65          | 65          | 65          | 65          | 65          | 65          | 65          | 65          | 65          | 65          | 65          | 65          | 65          | 65          | 22          | 22          | 22          | 22          | 22          | 22           | 65  | 65  | 65  |    |
| 91  | DALGLEISH  | 8   | 22          | 91            | 91          | 91          | 91          | 91          | 91          | 22          | 22          | 22          | 22          | 22          | 22          | 22          | 22          | 22          | 22          | 22          | 22          | 22          | 22          | 22          | 22          | 22          | 18          | 18          | 18          | 18          | 18          | 18           | 18  | 23  | 23  |    |
| 70  | MORTIMER   | 9   | 23          | 23            | 23          | 23          | 18          | 23          | 95          | 91          | 91          | 91          | 91          | 23          | 23          | 23          | 23          | 23          | 23          | 18          | 18          | 18          | 18          | 18          | 18          | 23          | 23          | 23          | 65          | 65          | 65          | 91           | 22  | 22  | 22  |    |
| 18  | PATTERSON  | 10  | 18          | 18            | 18          | 18          | 23          | 27          | 23          | 23          | 23          | 23          | 23          | 91          | 91          | 91          | 18          | 18          | 18          | 23          | 23          | 23          | 23          | 23          | 23          | 65          | 65          | 65          | 23          | 23          | 23          | 22           | 91  | 91  | 91  |    |
| 53  | MCPHADEN   | 11  | 27          | 27            | 27          | 27          | 27          | 18          | 18          | 18          | 18          | 18          | 18          | 18          | 18          | 18          | 18          | 91          | 91          | 91          | 91          | 91          | 91          | 91          | 91          | 91          | 91          | 91          | 91          | 91          | 91          | 91           | 18  | 18  | 18  | 18 |
| 23  | MUNRO      | 12  | 7           | 7             | 7           | 7           | 7           | 7           | 27          | 7           | 7           | 7           | 53          | 53          | 53          | 871         | 871         | 871         | 871         | 871         | 871         | 871         | 871         | 871         | 871         | 871         | 871         | 871         | 871         | 871         | 871         | 871          | 871 | 871 | 871 |    |
| 12  | HEAP       | 13  | 12          | 53            | 12          | 53          | 53          | 95          | 7           | 27          | 27          | 27          | 12          | 12          | 12          | 7           | 7           | 7           | 52          | 52          | 52          | 52          | 52          | 52          | 52          | 52          | 52          | 52          | 52          | 52          | 52          | 52           | 52  | 52  | 52  |    |
| 27  | WIJETUNGA  | 14  | 53          | 12            | 53          | 12          | 95          | 53          | 53          | 53          | 53          | 53          | 7           | 7           | 7           | 27          | 52          | 52          | 12          | 12          | 12          | 12          | 12          | 12          | 12          | 12          | 12          | 12          | 12          | 12          | 12          | 88           | 88  | 88  | 88  |    |
| 52  | WILLIAMS   | 15  | 871         | 871           | 871         | 95          | 12          | 12          | 12          | 12          | 12          | 12          | 871         | 871         | 871         | 52          | 12          | 12          | 88          | 88          | 88          | 88          | 88          | 88          | 88          | 88          | 88          | 88          | 88          | 88          | 88          | 12           | 12  | 12  | 12  |    |
| 871 | BELL       | 16  | 52          | 333           | 52          | 52          | 52          | 52          | 52          | 52          | 52          | 27          | 27          | 27          | 12          | 88          | 88          | 7           | 27          | 27          | 27          | 27          | 27          | 27          | 27          | 27          | 27          | 27          | 27          | 27          | 27          | 27           | 27  | 27  | 27  |    |
| 88  | HOLMES     | 17  | 333         | 52            | 333         | 333         | 871         | 871         | 871         | 871         | 871         | 52          | 52          | 52          | 88          | 27          | 27          | 27          | 333         | 333         | 333         | 333         | 333         | 333         | 333         | 333         | 333         | 333         | 333         | 333         | 333         | 333          | 333 | 333 | 333 |    |
| 7   | DRYBURGH   | 18  | 88          | 88            | 88          | 871         | 333         | 333         | 333         | 333         | 333         | 88          | 88          | 88          | 333         | 333         | 333         | 333         | 80          | 80          | 80          | 80          | 80          | 80          | 80          | 80          | 80          | 80          | 80          | 80          | 80          | 80           | 80  | 80  | 80  |    |
| 333 | ROBERTSON  | 19  | 95          | 80            | 95          | 88          | 88          | 88          | 88          | 80          | 88          | 88          | 333         | 333         | 333         | 80          | 80          | 80          | 80          | 5           | 5           | 5           | 5           | 5           | 5           | 5           | 5           | 5           | 5           | 5           | 5           | 5            | 5   | 5   | 5   |    |
| 164 | PATERSON   | 20  | 80          | 164           | 80          | 80          | 80          | 80          | 88          | 80          | 80          | 80          | 80          | 80          | 5           | 5           | 5           | 5           | 164         | 164         | 164         | 164         | 164         | 164         | 164         | 164         | 164         | 164         | 164         | 164         | 164         | 164          | 164 | 164 | 164 |    |
| 5   | WILD       | 21  | 164         | 95            | 164         | 164         | 164         | 164         | 164         | 164         | 164         | 164         | 164         | 164         | 164         | 164         | 164         | 164         | 164         | 164         | 164         | 164         | 164         | 164         | 164         | 164         | 164         | 164         | 164         | 164         | 164         | 164          | 164 | 164 | 164 |    |
| 80  | FOSTER     | 22  | 5           | 5             | 5           | 5           | 5           | 5           | 5           | 5           | 5           | 5           | 5           | 5           | 5           | 5           | 5           | 53          | 53          | 53          | 53          | 53          | 53          | 53          | 53          | 53          | 53          | 53          | 53          | 53          | 53          | 53           | 53  | 53  | 53  |    |

# 2024 Scottish Mini Cooper Cup

## RACE 6 - SECTOR ANALYSIS



SECTOR 1 = FL to I1, SECTOR 2 = I1 to I2, SECTOR 3 = I2 to FL, DIFF = Difference To Personal Best Lap, P = Crossed Finish Line in Pit Lane, D = Time Disallowed

| P1 97 R53 Jamie BLAKE     |               | Mini Cooper S            |               |                     |              |       |                     |
|---------------------------|---------------|--------------------------|---------------|---------------------|--------------|-------|---------------------|
| IDEAL LAP TIME : 1:36.221 |               | BEST LAP TIME : 1:36.421 |               | DIFFERENCE : 0.200  |              |       |                     |
| LAP                       | SECTOR 1      | SECTOR 2                 | SECTOR 3      | LAP TIME            | MPH          | DIFF  | TIME OF DAY         |
| 1 -                       |               | 39.884                   | 26.966        | 1:42.253            | 73.94        | 5.832 | 16:01:45.784        |
| 2 -                       | <b>29.438</b> | <b>39.841</b>            | 27.292        | 1:36.571 (2)        | 78.29        | 0.150 | 16:03:22.355        |
| 3 -                       | 29.649        | 40.170                   | 27.555        | 1:37.374            | 77.64        | 0.953 | 16:04:59.729        |
| 4 -                       | 29.614        | 40.312                   | 27.277        | 1:37.203            | 77.78        | 0.782 | 16:06:36.932        |
| 5 -                       | 29.537        | 39.854                   | 27.308        | 1:36.699 (3)        | 78.18        | 0.278 | 16:08:13.631        |
| 6 -                       | 29.619        | 40.143                   | 27.019        | 1:36.781            | 78.12        | 0.360 | 16:09:50.412        |
| 7 -                       | 29.589        | 39.890                   | <b>26.942</b> | <b>1:36.421 (1)</b> | <b>78.41</b> |       | <b>16:11:26.833</b> |
| 8 -                       | 29.543        | 40.137                   | 27.228        | 1:36.908            | 78.01        | 0.487 | 16:13:03.741        |
| 9 -                       | 29.695        | 40.115                   | 27.103        | 1:36.913            | 78.01        | 0.492 | 16:14:40.654        |
| 10 -                      | 29.518        | 41.599                   | 27.187        | 1:38.304            | 76.91        | 1.883 | 16:16:18.958        |

| P2 14 R53 Rich FLETT      |               | Mini Cooper S            |               |                     |              |       |                     |
|---------------------------|---------------|--------------------------|---------------|---------------------|--------------|-------|---------------------|
| IDEAL LAP TIME : 1:37.102 |               | BEST LAP TIME : 1:37.543 |               | DIFFERENCE : 0.441  |              |       |                     |
| LAP                       | SECTOR 1      | SECTOR 2                 | SECTOR 3      | LAP TIME            | MPH          | DIFF  | TIME OF DAY         |
| 1 -                       |               | 40.439                   | 27.599        | 1:44.298            | 72.49        | 6.755 | 16:01:47.829        |
| 2 -                       | <b>29.754</b> | 40.312                   | 27.492        | 1:37.558 (2)        | 77.49        | 0.015 | 16:03:25.387        |
| 3 -                       | 29.892        | 40.582                   | 27.500        | 1:37.974            | 77.16        | 0.431 | 16:05:03.361        |
| 4 -                       | 30.097        | 40.226                   | 27.456        | 1:37.779            | 77.32        | 0.236 | 16:06:41.140        |
| 5 -                       | 30.019        | 40.406                   | 27.494        | 1:37.919            | 77.21        | 0.376 | 16:08:19.059        |
| 6 -                       | 30.073        | 40.247                   | 27.396        | 1:37.716            | 77.37        | 0.173 | 16:09:56.775        |
| 7 -                       | 30.776        | <b>40.096</b>            | 27.321        | 1:38.193            | 76.99        | 0.650 | 16:11:34.968        |
| 8 -                       | 30.117        | 40.174                   | <b>27.252</b> | <b>1:37.543 (1)</b> | <b>77.51</b> |       | <b>16:13:12.511</b> |
| 9 -                       | 29.923        | 40.362                   | 27.288        | 1:37.573 (3)        | 77.48        | 0.030 | 16:14:50.084        |
| 10 -                      | 30.333        | 40.816                   | 27.959        | 1:39.108            | 76.28        | 1.565 | 16:16:29.192        |

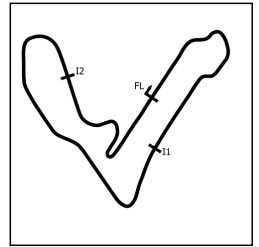
| P3 21 R53 G Ross WILKINSON |               | Mini Cooper S            |               |                     |              |       |                     |
|----------------------------|---------------|--------------------------|---------------|---------------------|--------------|-------|---------------------|
| IDEAL LAP TIME : 1:37.096  |               | BEST LAP TIME : 1:37.407 |               | DIFFERENCE : 0.311  |              |       |                     |
| LAP                        | SECTOR 1      | SECTOR 2                 | SECTOR 3      | LAP TIME            | MPH          | DIFF  | TIME OF DAY         |
| 1 -                        |               | 40.594                   | 27.602        | 1:44.991            | 72.01        | 7.584 | 16:01:48.522        |
| 2 -                        | 30.175        | 40.386                   | 27.540        | 1:38.101            | 77.06        | 0.694 | 16:03:26.623        |
| 3 -                        | 30.057        | <b>39.885</b>            | 27.465        | <b>1:37.407 (1)</b> | <b>77.61</b> |       | <b>16:05:04.030</b> |
| 4 -                        | 30.045        | 40.213                   | 27.768        | 1:38.026            | 77.12        | 0.619 | 16:06:42.056        |
| 5 -                        | 29.900        | 40.221                   | 27.875        | 1:37.996 (3)        | 77.15        | 0.589 | 16:08:20.052        |
| 6 -                        | 30.078        | 40.266                   | 27.668        | 1:38.012            | 77.13        | 0.605 | 16:09:58.064        |
| 7 -                        | 30.257        | 40.583                   | 27.530        | 1:38.370            | 76.85        | 0.963 | 16:11:36.434        |
| 8 -                        | <b>29.882</b> | 40.948                   | 27.488        | 1:38.318            | 76.89        | 0.911 | 16:13:14.752        |
| 9 -                        | 29.943        | 40.635                   | 27.474        | 1:38.052            | 77.10        | 0.645 | 16:14:52.804        |
| 10 -                       | 30.063        | 40.526                   | <b>27.329</b> | 1:37.918 (2)        | 77.21        | 0.511 | 16:16:30.722        |

| P4 95 R53 G Criag BLAKE   |               | Mini Cooper S            |               |                     |              |        |                     |
|---------------------------|---------------|--------------------------|---------------|---------------------|--------------|--------|---------------------|
| IDEAL LAP TIME : 1:36.367 |               | BEST LAP TIME : 1:36.650 |               | DIFFERENCE : 0.283  |              |        |                     |
| LAP                       | SECTOR 1      | SECTOR 2                 | SECTOR 3      | LAP TIME            | MPH          | DIFF   | TIME OF DAY         |
| 1 -                       |               | 44.229                   | 28.451        | 1:55.367            | 65.53        | 18.717 | 16:01:58.898        |
| 2 -                       | 31.664        | 40.690                   | 28.236        | 1:40.590            | 75.16        | 3.940  | 16:03:39.488        |
| 3 -                       | 30.447        | 40.607                   | 27.950        | 1:39.004            | 76.36        | 2.354  | 16:05:18.492        |
| 4 -                       | 30.859        | 40.209                   | 27.225        | 1:38.293            | 76.91        | 1.643  | 16:06:56.785        |
| 5 -                       | 29.989        | 40.081                   | <b>26.954</b> | 1:37.024            | 77.92        | 0.374  | 16:08:33.809        |
| 6 -                       | <b>29.738</b> | 39.690                   | 27.222        | <b>1:36.650 (1)</b> | <b>78.22</b> |        | <b>16:10:10.459</b> |
| 7 -                       | 29.925        | 39.711                   | 27.323        | 1:36.959            | 77.97        | 0.309  | 16:11:47.418        |
| 8 -                       | 29.911        | 40.054                   | 26.988        | 1:36.953            | 77.98        | 0.303  | 16:13:24.371        |
| 9 -                       | 30.093        | <b>39.675</b>            | 27.134        | 1:36.902 (2)        | 78.02        | 0.252  | 16:15:01.273        |
| 10 -                      | 29.896        | 39.867                   | 27.156        | 1:36.919 (3)        | 78.00        | 0.269  | 16:16:38.192        |



# 2024 Scottish Mini Cooper Cup

## RACE 6 - SECTOR ANALYSIS



SECTOR 1 = FL to I1, SECTOR 2 = I1 to I2, SECTOR 3 = I2 to FL, DIFF = Difference To Personal Best Lap, P = Crossed Finish Line in Pit Lane, D = Time Disallowed

| P5 70                     |               | Oly MORTIMER             |               | Mini Cooper         |              |       |                     |
|---------------------------|---------------|--------------------------|---------------|---------------------|--------------|-------|---------------------|
| IDEAL LAP TIME : 1:40.935 |               | BEST LAP TIME : 1:41.628 |               | DIFFERENCE : 0.693  |              |       |                     |
| LAP                       | SECTOR 1      | SECTOR 2                 | SECTOR 3      | LAP TIME            | MPH          | DIFF  | TIME OF DAY         |
| 1 -                       |               | 42.538                   | 27.884        | 1:50.262            | 68.56        | 8.634 | 16:01:53.793        |
| 2 -                       | <b>31.249</b> | 42.574                   | <b>27.823</b> | 1:41.646 (2)        | 74.38        | 0.018 | 16:03:35.439        |
| 3 -                       | 31.460        | <b>41.863</b>            | 28.305        | <b>1:41.628 (1)</b> | <b>74.39</b> |       | <b>16:05:17.067</b> |
| 4 -                       | 32.359        | 43.186                   | 28.180        | 1:43.725            | 72.89        | 2.097 | 16:07:00.792        |
| 5 -                       | 31.734        | 42.584                   | 28.215        | 1:42.533            | 73.73        | 0.905 | 16:08:43.325        |
| 6 -                       | 31.771        | 41.894                   | 28.589        | 1:42.254 (3)        | 73.93        | 0.626 | 16:10:25.579        |
| 7 -                       | 31.908        | 42.144                   | 28.397        | 1:42.449            | 73.79        | 0.821 | 16:12:08.028        |
| 8 -                       | 31.919        | 42.129                   | 28.426        | 1:42.474            | 73.78        | 0.846 | 16:13:50.502        |
| 9 -                       | 32.024        | 42.814                   | 28.452        | 1:43.290            | 73.19        | 1.662 | 16:15:33.792        |
| 10 -                      | 32.322        | 42.591                   | 28.704        | 1:43.617            | 72.96        | 1.989 | 16:17:17.409        |

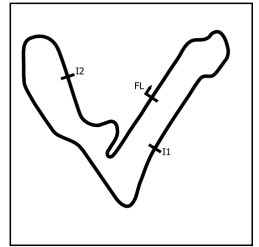
| P6 65                     |               | Jack IRVINE              |               | Mini Cooper         |              |       |                     |
|---------------------------|---------------|--------------------------|---------------|---------------------|--------------|-------|---------------------|
| IDEAL LAP TIME : 1:41.889 |               | BEST LAP TIME : 1:42.604 |               | DIFFERENCE : 0.715  |              |       |                     |
| LAP                       | SECTOR 1      | SECTOR 2                 | SECTOR 3      | LAP TIME            | MPH          | DIFF  | TIME OF DAY         |
| 1 -                       |               | <b>42.015</b>            | 28.318        | 1:49.610            | 68.97        | 7.006 | 16:01:53.141        |
| 2 -                       | 31.738        | 42.908                   | 28.193        | 1:42.839            | 73.51        | 0.235 | 16:03:35.980        |
| 3 -                       | <b>31.712</b> | 42.690                   | 28.471        | 1:42.873            | 73.49        | 0.269 | 16:05:18.853        |
| 4 -                       | 31.998        | 42.627                   | 28.295        | 1:42.920            | 73.46        | 0.316 | 16:07:01.773        |
| 5 -                       | 31.905        | 42.477                   | 28.244        | 1:42.626 (2)        | 73.67        | 0.022 | 16:08:44.399        |
| 6 -                       | 31.849        | 42.732                   | <b>28.162</b> | 1:42.743 (3)        | 73.58        | 0.139 | 16:10:27.142        |
| 7 -                       | 31.877        | 42.477                   | 28.250        | <b>1:42.604 (1)</b> | <b>73.68</b> |       | <b>16:12:09.746</b> |
| 8 -                       | 31.939        | 43.810                   | 28.708        | 1:44.457            | 72.38        | 1.853 | 16:13:54.203        |
| 9 -                       | 32.124        | 42.854                   | 28.740        | 1:43.718            | 72.89        | 1.114 | 16:15:37.921        |
| 10 -                      | 32.040        | 43.067                   | 28.901        | 1:44.008            | 72.69        | 1.404 | 16:17:21.929        |

| P7 23                     |               | Ian MUNRO                |               | Mini Cooper         |              |       |                     |
|---------------------------|---------------|--------------------------|---------------|---------------------|--------------|-------|---------------------|
| IDEAL LAP TIME : 1:41.990 |               | BEST LAP TIME : 1:42.191 |               | DIFFERENCE : 0.201  |              |       |                     |
| LAP                       | SECTOR 1      | SECTOR 2                 | SECTOR 3      | LAP TIME            | MPH          | DIFF  | TIME OF DAY         |
| 1 -                       |               | 42.839                   | 28.359        | 1:51.513            | 67.80        | 9.322 | 16:01:55.044        |
| 2 -                       | <b>31.643</b> | 42.776                   | 28.860        | 1:43.279            | 73.20        | 1.088 | 16:03:38.323        |
| 3 -                       | 31.841        | 42.282                   | 28.252        | 1:42.375 (3)        | 73.85        | 0.184 | 16:05:20.698        |
| 4 -                       | 31.707        | <b>42.167</b>            | 28.365        | 1:42.239 (2)        | 73.95        | 0.048 | 16:07:02.937        |
| 5 -                       | 31.732        | 42.247                   | 28.477        | 1:42.456            | 73.79        | 0.265 | 16:08:45.393        |
| 6 -                       | 31.825        | 42.600                   | 28.877        | 1:43.302            | 73.18        | 1.111 | 16:10:28.695        |
| 7 -                       | 31.757        | 42.254                   | <b>28.180</b> | <b>1:42.191 (1)</b> | <b>73.98</b> |       | <b>16:12:10.886</b> |
| 8 -                       | 31.686        | 42.736                   | 28.712        | 1:43.134            | 73.30        | 0.943 | 16:13:54.020        |
| 9 -                       | 32.031        | 43.323                   | 28.929        | 1:44.283            | 72.50        | 2.092 | 16:15:38.303        |
| 10 -                      | 31.916        | 42.908                   | 29.034        | 1:43.858            | 72.79        | 1.667 | 16:17:22.161        |

| P8 22                     |               | Jason BALLANTYNE         |               | Mini Cooper         |              |       |                     |
|---------------------------|---------------|--------------------------|---------------|---------------------|--------------|-------|---------------------|
| IDEAL LAP TIME : 1:41.730 |               | BEST LAP TIME : 1:41.960 |               | DIFFERENCE : 0.230  |              |       |                     |
| LAP                       | SECTOR 1      | SECTOR 2                 | SECTOR 3      | LAP TIME            | MPH          | DIFF  | TIME OF DAY         |
| 1 -                       |               | 42.588                   | <b>28.160</b> | 1:50.809            | 68.23        | 8.849 | 16:01:54.340        |
| 2 -                       | <b>31.531</b> | 42.238                   | 28.191        | <b>1:41.960 (1)</b> | <b>74.15</b> |       | <b>16:03:36.300</b> |
| 3 -                       | 31.581        | 42.728                   | 29.051        | 1:43.360            | 73.14        | 1.400 | 16:05:19.660        |
| 4 -                       | 31.723        | 42.296                   | 28.335        | 1:42.354 (3)        | 73.86        | 0.394 | 16:07:02.014        |
| 5 -                       | 31.775        | 42.636                   | 28.456        | 1:42.867            | 73.49        | 0.907 | 16:08:44.881        |
| 6 -                       | 31.723        | 42.916                   | 28.323        | 1:42.962            | 73.43        | 1.002 | 16:10:27.843        |
| 7 -                       | 31.821        | <b>42.039</b>            | 28.452        | 1:42.312 (2)        | 73.89        | 0.352 | 16:12:10.155        |
| 8 -                       | 31.642        | 42.810                   | 28.715        | 1:43.167            | 73.28        | 1.207 | 16:13:53.322        |
| 9 -                       | 32.217        | 42.988                   | 28.764        | 1:43.969            | 72.71        | 2.009 | 16:15:37.291        |
| 10 -                      | 32.129        | 44.254                   | 29.148        | 1:45.531            | 71.64        | 3.571 | 16:17:22.822        |

# 2024 Scottish Mini Cooper Cup

## RACE 6 - SECTOR ANALYSIS



SECTOR 1 = FL to I1, SECTOR 2 = I1 to I2, SECTOR 3 = I2 to FL, DIFF = Difference To Personal Best Lap, P = Crossed Finish Line in Pit Lane, D = Time Disallowed

| P9 91                     |               | Robbie DALGLEISH         |               | Mini Cooper         |              |       |                     |
|---------------------------|---------------|--------------------------|---------------|---------------------|--------------|-------|---------------------|
| IDEAL LAP TIME : 1:42.162 |               | BEST LAP TIME : 1:42.606 |               | DIFFERENCE : 0.444  |              |       |                     |
| LAP                       | SECTOR 1      | SECTOR 2                 | SECTOR 3      | LAP TIME            | MPH          | DIFF  | TIME OF DAY         |
| 1 -                       |               | 43.286                   | 28.260        | 1:51.253            | 67.95        | 8.647 | 16:01:54.784        |
| 2 -                       | <b>31.763</b> | 42.608                   | <b>28.235</b> | <b>1:42.606 (1)</b> | <b>73.68</b> |       | <b>16:03:37.390</b> |
| 3 -                       | 32.028        | 42.421                   | 28.272        | 1:42.721 (2)        | 73.60        | 0.115 | 16:05:20.111        |
| 4 -                       | 31.905        | 42.480                   | 28.675        | 1:43.060            | 73.36        | 0.454 | 16:07:03.171        |
| 5 -                       | 31.922        | <b>42.164</b>            | 28.984        | 1:43.070            | 73.35        | 0.464 | 16:08:46.241        |
| 6 -                       | 32.159        | 42.574                   | 28.249        | 1:42.982            | 73.41        | 0.376 | 16:10:29.223        |
| 7 -                       | 32.067        | 42.403                   | 28.351        | 1:42.821 (3)        | 73.53        | 0.215 | 16:12:12.044        |
| 8 -                       | 32.173        | 42.657                   | 28.356        | 1:43.186            | 73.27        | 0.580 | 16:13:55.230        |
| 9 -                       | 32.041        | 42.435                   | 29.012        | 1:43.488            | 73.05        | 0.882 | 16:15:38.718        |
| 10 -                      | 32.091        | 42.620                   | 29.621        | 1:44.332            | 72.46        | 1.726 | 16:17:23.050        |

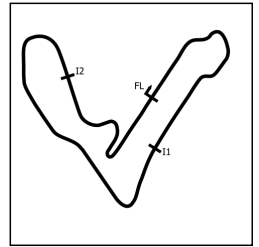
| P10 18                    |               | Daniel PATTERSON         |               | Mini Cooper         |              |        |                     |
|---------------------------|---------------|--------------------------|---------------|---------------------|--------------|--------|---------------------|
| IDEAL LAP TIME : 1:41.469 |               | BEST LAP TIME : 1:41.658 |               | DIFFERENCE : 0.189  |              |        |                     |
| LAP                       | SECTOR 1      | SECTOR 2                 | SECTOR 3      | LAP TIME            | MPH          | DIFF   | TIME OF DAY         |
| 1 -                       |               | 42.911                   | 28.374        | 1:51.713            | 67.67        | 10.055 | 16:01:55.244        |
| 2 -                       | 31.631        | 42.355                   | 30.016        | 1:44.002            | 72.69        | 2.344  | 16:03:39.246        |
| 3 -                       | 32.521        | <b>42.020</b>            | 28.197        | 1:42.738            | 73.59        | 1.080  | 16:05:21.984        |
| 4 -                       | 31.723        | 42.059                   | <b>27.876</b> | <b>1:41.658 (1)</b> | <b>74.37</b> |        | <b>16:07:03.642</b> |
| 5 -                       | <b>31.573</b> | 42.136                   | 28.588        | 1:42.297 (3)        | 73.90        | 0.639  | 16:08:45.939        |
| 6 -                       | 31.707        | 42.221                   | 28.475        | 1:42.403            | 73.83        | 0.745  | 16:10:28.342        |
| 7 -                       | 31.578        | 42.024                   | 28.604        | 1:42.206 (2)        | 73.97        | 0.548  | 16:12:10.548        |
| 8 -                       | 31.743        | 42.475                   | 29.088        | 1:43.306            | 73.18        | 1.648  | 16:13:53.854        |
| 9 -                       | 31.890        | 42.909                   | 29.057        | 1:43.856            | 72.79        | 2.198  | 16:15:37.710        |
| 10 -                      | 31.855        | 46.220                   | 28.966        | 1:47.041            | 70.63        | 5.383  | 16:17:24.751        |

| P11 25                    |               | Chad LITTLE              |               | Mini Cooper         |              |       |                     |
|---------------------------|---------------|--------------------------|---------------|---------------------|--------------|-------|---------------------|
| IDEAL LAP TIME : 1:41.826 |               | BEST LAP TIME : 1:42.014 |               | DIFFERENCE : 0.188  |              |       |                     |
| LAP                       | SECTOR 1      | SECTOR 2                 | SECTOR 3      | LAP TIME            | MPH          | DIFF  | TIME OF DAY         |
| 1 -                       |               | 42.060                   | <b>28.032</b> | 1:49.109            | 69.29        | 7.095 | 16:01:52.640        |
| 2 -                       | 31.741        | 42.078                   | 28.195        | <b>1:42.014 (1)</b> | <b>74.11</b> |       | <b>16:03:34.654</b> |
| 3 -                       | 31.779        | 42.171                   | 28.435        | 1:42.385            | 73.84        | 0.371 | 16:05:17.039        |
| 4 -                       | 32.233        | 43.081                   | 28.213        | 1:43.527            | 73.03        | 1.513 | 16:07:00.566        |
| 5 -                       | <b>31.738</b> | 42.472                   | 28.237        | 1:42.447            | 73.80        | 0.433 | 16:08:43.013        |
| 6 -                       | 31.796        | <b>42.056</b>            | 28.367        | 1:42.219 (2)        | 73.96        | 0.205 | 16:10:25.232        |
| 7 -                       | 31.986        | 42.171                   | 28.230        | 1:42.387            | 73.84        | 0.373 | 16:12:07.619        |
| 8 -                       | 31.963        | 42.217                   | 28.141        | 1:42.321 (3)        | 73.89        | 0.307 | 16:13:49.940        |
| 9 -                       | 31.939        | 42.361                   | 28.353        | 1:42.653            | 73.65        | 0.639 | 16:15:32.593        |
| 10 -                      | 31.915        | 42.199                   | 28.347        | 1:42.461            | 73.79        | 0.447 | 16:17:15.054        |

| P12 871 G                 |               | Jensen BELL              |               | Mini Cooper         |              |        |                     |
|---------------------------|---------------|--------------------------|---------------|---------------------|--------------|--------|---------------------|
| IDEAL LAP TIME : 1:42.662 |               | BEST LAP TIME : 1:43.073 |               | DIFFERENCE : 0.411  |              |        |                     |
| LAP                       | SECTOR 1      | SECTOR 2                 | SECTOR 3      | LAP TIME            | MPH          | DIFF   | TIME OF DAY         |
| 1 -                       |               | 42.964                   | 29.777        | 1:54.482            | 66.04        | 11.409 | 16:01:58.013        |
| 2 -                       | 32.921        | 43.150                   | 28.491        | 1:44.562            | 72.30        | 1.489  | 16:03:42.575        |
| 3 -                       | 32.231        | <b>42.542</b>            | <b>28.300</b> | <b>1:43.073 (1)</b> | <b>73.35</b> |        | <b>16:05:25.648</b> |
| 4 -                       | <b>31.820</b> | 43.949                   | 28.581        | 1:44.350            | 72.45        | 1.277  | 16:07:09.998        |
| 5 -                       | 32.507        | 44.066                   | 28.364        | 1:44.937            | 72.04        | 1.864  | 16:08:54.935        |
| 6 -                       | 32.078        | 42.677                   | 28.350        | 1:43.105 (2)        | 73.32        | 0.032  | 16:10:38.040        |
| 7 -                       | 32.143        | 42.835                   | 28.456        | 1:43.434 (3)        | 73.09        | 0.361  | 16:12:21.474        |
| 8 -                       | 32.307        | 42.900                   | 28.468        | 1:43.675            | 72.92        | 0.602  | 16:14:05.149        |
| 9 -                       | 32.324        | 42.814                   | 28.589        | 1:43.727            | 72.88        | 0.654  | 16:15:48.876        |
| 10 -                      | 32.325        | 42.800                   | 28.894        | 1:44.019            | 72.68        | 0.946  | 16:17:32.895        |

# 2024 Scottish Mini Cooper Cup

## RACE 6 - SECTOR ANALYSIS



SECTOR 1 = FL to I1, SECTOR 2 = I1 to I2, SECTOR 3 = I2 to FL, DIFF = Difference To Personal Best Lap, P = Crossed Finish Line in Pit Lane, D = Time Disallowed

| P13 52 NC                 |               | Michael WILLIAMS         |               | Mini Cooper         |              |        |                     |
|---------------------------|---------------|--------------------------|---------------|---------------------|--------------|--------|---------------------|
| IDEAL LAP TIME : 1:42.616 |               | BEST LAP TIME : 1:42.929 |               | DIFFERENCE : 0.313  |              |        |                     |
| LAP                       | SECTOR 1      | SECTOR 2                 | SECTOR 3      | LAP TIME            | MPH          | DIFF   | TIME OF DAY         |
| 1 -                       |               | 43.618                   | 28.750        | 1:54.496            | 66.03        | 11.567 | 16:01:58.027        |
| 2 -                       | 32.676        | 43.096                   | 28.440        | 1:44.212            | 72.55        | 1.283  | 16:03:42.239        |
| 3 -                       | 32.113        | <b>42.473</b>            | <b>28.343</b> | <b>1:42.929 (1)</b> | <b>73.45</b> |        | <b>16:05:25.168</b> |
| 4 -                       | <b>31.800</b> | 44.847                   | 28.873        | 1:45.520            | 71.65        | 2.591  | 16:07:10.688        |
| 5 -                       | 32.100        | 44.737                   | 30.060        | 1:46.897            | 70.72        | 3.968  | 16:08:57.585        |
| 6 -                       | 31.910        | 43.938                   | 28.583        | 1:44.431            | 72.39        | 1.502  | 16:10:42.016        |
| 7 -                       | 32.506        | 43.369                   | 29.329        | 1:45.204            | 71.86        | 2.275  | 16:12:27.220        |
| 8 -                       | 33.254        | 43.329                   | 28.346        | 1:44.929            | 72.05        | 2.000  | 16:14:12.149        |
| 9 -                       | 31.978        | 42.710                   | 28.920        | 1:43.608 (3)        | 72.97        | 0.679  | 16:15:55.757        |
| 10 -                      | 32.098        | 42.560                   | 28.528        | 1:43.186 (2)        | 73.27        | 0.257  | 16:17:38.943        |

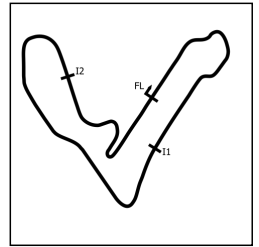
| P14 88                    |               | Barry HOLMES             |               | Mini Cooper         |              |        |                     |
|---------------------------|---------------|--------------------------|---------------|---------------------|--------------|--------|---------------------|
| IDEAL LAP TIME : 1:42.504 |               | BEST LAP TIME : 1:43.298 |               | DIFFERENCE : 0.794  |              |        |                     |
| LAP                       | SECTOR 1      | SECTOR 2                 | SECTOR 3      | LAP TIME            | MPH          | DIFF   | TIME OF DAY         |
| 1 -                       |               | 43.506                   | 28.941        | 1:55.036            | 65.72        | 11.738 | 16:01:58.567        |
| 2 -                       | 33.011        | 43.730                   | 28.483        | 1:45.224            | 71.85        | 1.926  | 16:03:43.791        |
| 3 -                       | 32.222        | 44.498                   | 29.247        | 1:45.967            | 71.34        | 2.669  | 16:05:29.758        |
| 4 -                       | 32.094        | 43.773                   | 28.426        | 1:44.293            | 72.49        | 0.995  | 16:07:14.051        |
| 5 -                       | 31.929        | 43.234                   | 29.359        | 1:44.522            | 72.33        | 1.224  | 16:08:58.573        |
| 6 -                       | 31.987        | 43.893                   | 29.112        | 1:44.992            | 72.01        | 1.694  | 16:10:43.565        |
| 7 -                       | <b>31.894</b> | 43.232                   | 29.117        | 1:44.243 (3)        | 72.52        | 0.945  | 16:12:27.808        |
| 8 -                       | 33.335        | 43.349                   | 28.595        | 1:45.279            | 71.81        | 1.981  | 16:14:13.087        |
| 9 -                       | 32.163        | <b>42.188</b>            | 29.316        | 1:43.667 (2)        | 72.93        | 0.369  | 16:15:56.754        |
| 10 -                      | 32.213        | 42.663                   | <b>28.422</b> | <b>1:43.298 (1)</b> | <b>73.19</b> |        | <b>16:17:40.052</b> |

| P15 12 NC                 |               | Jacob HEAP               |               | Mini Cooper         |              |       |                     |
|---------------------------|---------------|--------------------------|---------------|---------------------|--------------|-------|---------------------|
| IDEAL LAP TIME : 1:42.649 |               | BEST LAP TIME : 1:43.705 |               | DIFFERENCE : 1.056  |              |       |                     |
| LAP                       | SECTOR 1      | SECTOR 2                 | SECTOR 3      | LAP TIME            | MPH          | DIFF  | TIME OF DAY         |
| 1 -                       |               | 43.093                   | 28.953        | 1:53.283            | 66.74        | 9.578 | 16:01:56.814        |
| 2 -                       | 32.387        | 42.719                   | 28.599        | <b>1:43.705 (1)</b> | <b>72.90</b> |       | <b>16:03:40.519</b> |
| 3 -                       | 32.108        | 43.599                   | 28.626        | 1:44.333            | 72.46        | 0.628 | 16:05:24.852        |
| 4 -                       | <b>31.826</b> | 44.014                   | 28.526        | 1:44.366            | 72.44        | 0.661 | 16:07:09.218        |
| 5 -                       | 32.886        | 45.574                   | 30.224        | 1:48.684            | 69.56        | 4.979 | 16:08:57.902        |
| 6 -                       | 32.095        | 43.747                   | 28.593        | 1:44.435            | 72.39        | 0.730 | 16:10:42.337        |
| 7 -                       | 32.787        | 42.979                   | 29.357        | 1:45.123            | 71.92        | 1.418 | 16:12:27.460        |
| 8 -                       | 33.214        | 43.478                   | <b>28.456</b> | 1:45.148            | 71.90        | 1.443 | 16:14:12.608        |
| 9 -                       | 32.113        | <b>42.367</b>            | 29.798        | 1:44.278 (3)        | 72.50        | 0.573 | 16:15:56.886        |
| 10 -                      | 32.327        | 42.765                   | 28.738        | 1:43.830 (2)        | 72.81        | 0.125 | 16:17:40.716        |

| P16 27 NC                 |               | Martin WIJETUNGA         |               | Mini Cooper         |              |       |                     |
|---------------------------|---------------|--------------------------|---------------|---------------------|--------------|-------|---------------------|
| IDEAL LAP TIME : 1:43.109 |               | BEST LAP TIME : 1:43.380 |               | DIFFERENCE : 0.271  |              |       |                     |
| LAP                       | SECTOR 1      | SECTOR 2                 | SECTOR 3      | LAP TIME            | MPH          | DIFF  | TIME OF DAY         |
| 1 -                       |               | 42.903                   | 28.609        | 1:52.195            | 67.38        | 8.815 | 16:01:55.726        |
| 2 -                       | <b>32.066</b> | 42.747                   | 28.567        | <b>1:43.380 (1)</b> | <b>73.13</b> |       | <b>16:03:39.106</b> |
| 3 -                       | 32.974        | 43.451                   | <b>28.425</b> | 1:44.850            | 72.10        | 1.470 | 16:05:23.956        |
| 4 -                       | 32.105        | 45.629                   | 28.753        | 1:46.487            | 71.00        | 3.107 | 16:07:10.443        |
| 5 -                       | 32.248        | 44.815                   | 31.884        | 1:48.947            | 69.39        | 5.567 | 16:08:59.390        |
| 6 -                       | 32.519        | 42.953                   | 29.131        | 1:44.603            | 72.27        | 1.223 | 16:10:43.993        |
| 7 -                       | 32.347        | <b>42.618</b>            | 29.086        | 1:44.051            | 72.66        | 0.671 | 16:12:28.044        |
| 8 -                       | 33.196        | 43.799                   | 28.607        | 1:45.602            | 71.59        | 2.222 | 16:14:13.646        |
| 9 -                       | 32.142        | 42.716                   | 28.595        | 1:43.453 (2)        | 73.08        | 0.073 | 16:15:57.099        |
| 10 -                      | 32.473        | 42.633                   | 28.835        | 1:43.941 (3)        | 72.73        | 0.561 | 16:17:41.040        |

# 2024 Scottish Mini Cooper Cup

## RACE 6 - SECTOR ANALYSIS



SECTOR 1 = FL to I1, SECTOR 2 = I1 to I2, SECTOR 3 = I2 to FL, DIFF = Difference To Personal Best Lap, P = Crossed Finish Line in Pit Lane, D = Time Disallowed

| P17 333                   |               | Ewan ROBERTSON           |               | Mini Cooper         |              |        |                     |
|---------------------------|---------------|--------------------------|---------------|---------------------|--------------|--------|---------------------|
| IDEAL LAP TIME : 1:43.708 |               | BEST LAP TIME : 1:44.092 |               | DIFFERENCE : 0.384  |              |        |                     |
| LAP                       | SECTOR 1      | SECTOR 2                 | SECTOR 3      | LAP TIME            | MPH          | DIFF   | TIME OF DAY         |
| 1 -                       |               | <b>42.985</b>            | 29.233        | 1:54.687            | 65.92        | 10.595 | 16:01:58.218        |
| 2 -                       | 32.533        | 43.980                   | 28.694        | 1:45.207            | 71.86        | 1.115  | 16:03:43.425        |
| 3 -                       | 32.482        | 44.165                   | 29.253        | 1:45.900            | 71.39        | 1.808  | 16:05:29.325        |
| 4 -                       | 32.268        | 44.355                   | 28.768        | 1:45.391            | 71.73        | 1.299  | 16:07:14.716        |
| 5 -                       | <b>32.096</b> | 43.412                   | 29.542        | 1:45.050 (3)        | 71.97        | 0.958  | 16:08:59.766        |
| 6 -                       | 32.459        | 43.014                   | 29.584        | 1:45.057            | 71.96        | 0.965  | 16:10:44.823        |
| 7 -                       | 32.214        | 43.251                   | <b>28.627</b> | <b>1:44.092 (1)</b> | <b>72.63</b> |        | <b>16:12:28.915</b> |
| 8 -                       | 32.446        | 44.660                   | 28.786        | 1:45.892            | 71.39        | 1.800  | 16:14:14.807        |
| 9 -                       | 32.547        | 43.289                   | 28.872        | 1:44.708 (2)        | 72.20        | 0.616  | 16:15:59.515        |
| 10 -                      | 32.634        | 44.041                   | 30.556        | 1:47.231            | 70.50        | 3.139  | 16:17:46.746        |

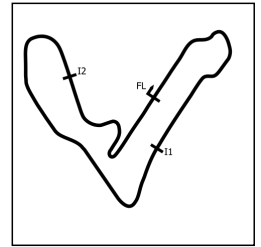
| P18 80 NC                 |               | Ross FOSTER              |               | Mini Cooper         |              |        |                     |
|---------------------------|---------------|--------------------------|---------------|---------------------|--------------|--------|---------------------|
| IDEAL LAP TIME : 1:43.730 |               | BEST LAP TIME : 1:44.405 |               | DIFFERENCE : 0.675  |              |        |                     |
| LAP                       | SECTOR 1      | SECTOR 2                 | SECTOR 3      | LAP TIME            | MPH          | DIFF   | TIME OF DAY         |
| 1 -                       |               | 43.076                   | 29.273        | 1:55.649            | 65.37        | 11.244 | 16:01:59.180        |
| 2 -                       | 33.038        | 43.611                   | 28.661        | 1:45.310            | 71.79        | 0.905  | 16:03:44.490        |
| 3 -                       | <b>32.162</b> | 43.724                   | 29.622        | 1:45.508            | 71.65        | 1.103  | 16:05:29.998        |
| 4 -                       | 32.425        | 43.771                   | 29.104        | 1:45.300            | 71.80        | 0.895  | 16:07:15.298        |
| 5 -                       | 32.870        | 44.510                   | 28.724        | 1:46.104            | 71.25        | 1.699  | 16:09:01.402        |
| 6 -                       | 32.336        | 43.181                   | 28.910        | 1:44.427 (2)        | 72.40        | 0.022  | 16:10:45.829        |
| 7 -                       | 33.232        | 43.521                   | <b>28.589</b> | 1:45.342            | 71.77        | 0.937  | 16:12:31.171        |
| 8 -                       | 32.279        | 43.397                   | 28.729        | <b>1:44.405 (1)</b> | <b>72.41</b> |        | <b>16:14:15.576</b> |
| 9 -                       | 32.774        | <b>42.979</b>            | 28.681        | 1:44.434 (3)        | 72.39        | 0.029  | 16:16:00.010        |
| 10 -                      | 32.405        | 44.097                   | 30.643        | 1:47.145            | 70.56        | 2.740  | 16:17:47.155        |

| P19 5 NC                  |               | Jonathon WILD            |               | Mini Cooper         |              |        |                     |
|---------------------------|---------------|--------------------------|---------------|---------------------|--------------|--------|---------------------|
| IDEAL LAP TIME : 1:44.191 |               | BEST LAP TIME : 1:44.592 |               | DIFFERENCE : 0.401  |              |        |                     |
| LAP                       | SECTOR 1      | SECTOR 2                 | SECTOR 3      | LAP TIME            | MPH          | DIFF   | TIME OF DAY         |
| 1 -                       |               | 43.997                   | 29.432        | 1:57.360            | 64.42        | 12.768 | 16:02:00.891        |
| 2 -                       | 32.485        | <b>43.048</b>            | 29.282        | 1:44.815            | 72.13        | 0.223  | 16:03:45.706        |
| 3 -                       | 32.896        | 43.298                   | 29.103        | 1:45.297            | 71.80        | 0.705  | 16:05:31.003        |
| 4 -                       | 32.814        | 43.315                   | 29.108        | 1:45.237            | 71.84        | 0.645  | 16:07:16.240        |
| 5 -                       | 32.453        | 44.512                   | 29.169        | 1:46.134            | 71.23        | 1.542  | 16:09:02.374        |
| 6 -                       | 32.646        | 43.248                   | 28.929        | 1:44.823            | 72.12        | 0.231  | 16:10:47.197        |
| 7 -                       | 32.789        | 43.130                   | 28.767        | 1:44.686 (2)        | 72.22        | 0.094  | 16:12:31.883        |
| 8 -                       | 32.598        | 43.264                   | 28.938        | 1:44.800 (3)        | 72.14        | 0.208  | 16:14:16.683        |
| 9 -                       | 32.677        | 43.160                   | <b>28.755</b> | <b>1:44.592 (1)</b> | <b>72.28</b> |        | <b>16:16:01.275</b> |
| 10 -                      | <b>32.388</b> | 43.609                   | 30.032        | 1:46.029            | 71.30        | 1.437  | 16:17:47.304        |

| P20 164 NC                |               | Curtis PATERSON          |               | Mini Cooper         |              |        |                     |
|---------------------------|---------------|--------------------------|---------------|---------------------|--------------|--------|---------------------|
| IDEAL LAP TIME : 1:44.645 |               | BEST LAP TIME : 1:44.939 |               | DIFFERENCE : 0.294  |              |        |                     |
| LAP                       | SECTOR 1      | SECTOR 2                 | SECTOR 3      | LAP TIME            | MPH          | DIFF   | TIME OF DAY         |
| 1 -                       |               | 43.359                   | 30.069        | 1:56.955            | 64.64        | 12.016 | 16:02:00.486        |
| 2 -                       | 32.419        | <b>43.235</b>            | 29.285        | <b>1:44.939 (1)</b> | <b>72.04</b> |        | <b>16:03:45.425</b> |
| 3 -                       | 32.648        | 43.362                   | 29.146        | 1:45.156 (2)        | 71.89        | 0.217  | 16:05:30.581        |
| 4 -                       | <b>32.306</b> | 43.975                   | <b>29.104</b> | 1:45.385            | 71.74        | 0.446  | 16:07:15.966        |
| 5 -                       | 32.495        | 44.923                   | 29.588        | 1:47.006            | 70.65        | 2.067  | 16:09:02.972        |
| 6 -                       | 32.406        | 43.419                   | 29.435        | 1:45.260 (3)        | 71.82        | 0.321  | 16:10:48.232        |
| 7 -                       | 33.023        | 43.987                   | 29.340        | 1:46.350            | 71.09        | 1.411  | 16:12:34.582        |
| 8 -                       | 46.185        | 44.319                   | 29.481        | 1:59.985            | 63.01        | 15.046 | 16:14:34.567        |
| 9 -                       | 33.307        | 45.291                   | 29.391        | 1:47.989            | 70.01        | 3.050  | 16:16:22.556        |

# 2024 Scottish Mini Cooper Cup

## RACE 6 - SECTOR ANALYSIS



SECTOR 1 = FL to I1, SECTOR 2 = I1 to I2, SECTOR 3 = I2 to FL, DIFF = Difference To Personal Best Lap, P = Crossed Finish Line in Pit Lane, D = Time Disallowed

| P21                       |               | 7 NC                     |               | Blair DRYBURGH      |              | Mini Cooper |                     |
|---------------------------|---------------|--------------------------|---------------|---------------------|--------------|-------------|---------------------|
| IDEAL LAP TIME : 1:42.718 |               | BEST LAP TIME : 1:43.091 |               | DIFFERENCE : 0.373  |              |             |                     |
| LAP                       | SECTOR 1      | SECTOR 2                 | SECTOR 3      | LAP TIME            | MPH          | DIFF        | TIME OF DAY         |
| 1 -                       |               | 42.980                   | 28.831        | 1:52.648            | 67.11        | 9.557       | 16:01:56.179        |
| 2 -                       | <b>31.770</b> | 42.860                   | <b>28.461</b> | <b>1:43.091 (1)</b> | <b>73.33</b> |             | <b>16:03:39.270</b> |
| 3 -                       | 33.121        | <b>42.487</b>            | 28.509        | 1:44.117 (2)        | 72.61        | 1.026       | 16:05:23.387        |
| 4 -                       | 32.388        | 45.235                   | 28.735        | 1:46.358 (3)        | 71.08        | 3.267       | 16:07:09.745        |
| 5 -                       | 32.515        | 44.922                   | 29.455        | 1:46.892            | 70.73        | 3.801       | 16:08:56.637        |
| 6 -                       | 32.449        | 45.404                   | IN PIT        | 1:44.572 P          | 72.30        | 1.481       | 16:10:41.209        |

| P22                       |               | 53 NC                    |               | Stuart MCPHADEN     |              | Mini Cooper |                     |
|---------------------------|---------------|--------------------------|---------------|---------------------|--------------|-------------|---------------------|
| IDEAL LAP TIME : 1:42.718 |               | BEST LAP TIME : 1:43.011 |               | DIFFERENCE : 0.293  |              |             |                     |
| LAP                       | SECTOR 1      | SECTOR 2                 | SECTOR 3      | LAP TIME            | MPH          | DIFF        | TIME OF DAY         |
| 1 -                       |               | 42.591                   | 29.439        | 1:53.498            | 66.61        | 10.487      | 16:01:57.029        |
| 2 -                       | 31.785        | <b>42.365</b>            | 28.861        | <b>1:43.011 (1)</b> | <b>73.39</b> |             | <b>16:03:40.040</b> |
| 3 -                       | 32.459        | 43.430                   | 28.653        | 1:44.542 (3)        | 72.32        | 1.531       | 16:05:24.582        |
| 4 -                       | <b>31.742</b> | 44.053                   | <b>28.611</b> | 1:44.406 (2)        | 72.41        | 1.395       | 16:07:08.988        |
| 5 -                       | 33.100        | 59.312                   | IN PIT        | 2:04.294 P          | 60.82        | 21.283      | 16:09:13.282        |
| 6 -                       | OUTLAP        | 49.593                   | IN PIT        | 2:37.646 P          | 47.95        | 54.635      | 16:11:50.928        |

# 2024 Scottish Mini Cooper Cup

## RACE 6 - STATISTICS

**Competitors Started** 22  
**Planned Start** 2024-09-07 @ 16:15:00.000  
**Actual Start** 2024-09-07 @ 16:00:03.530  
**Finish Time** 2024-09-07 @ 16:16:16.142  
**Track Length** 2.1001mi.  
**Total Laps** 211  
**Total Distance Covered** 443.1363mi.

### Session Fastest Lap History

| NO | CL  | NAME        | LAP TIME        | TIME OF DAY  | LAP | VEHICLE       |
|----|-----|-------------|-----------------|--------------|-----|---------------|
| 97 | R53 | Jamie BLAKE | <b>1:36.571</b> | 16:03:22.371 | 2   | Mini Cooper S |
| 97 | R53 | Jamie BLAKE | <b>1:36.421</b> | 16:11:26.848 | 7   | Mini Cooper S |

### Session Leader History

| NO | CL  | NAME        | FROM LAP | LAPS LED | DISTANCE    | VEHICLE       |
|----|-----|-------------|----------|----------|-------------|---------------|
| 97 | R53 | Jamie BLAKE | 1        | 10       | 21.00 miles | Mini Cooper S |

### Flag History

| TYPE   | TIME OF DAY  |
|--------|--------------|
| GREEN  | 16:00:03.530 |
| FINISH | 16:16:16.142 |

### Flag Statistics

| TYPE       | COUNT | TOTAL LAPS | TOTAL TIME |
|------------|-------|------------|------------|
| Green      | 1     | 10         | 17:57.491  |
| Red        | 0     | 0          | 0.000      |
| Safety Car | 0     | 0          | 0.000      |
| FCY        | 0     | 0          | 0.000      |

## 2024 Scottish Mini Cooper Cup

### RACE 6 - STATISTICS

CLASS :

9 Starters

#### Fastest Lap History

| NO | NAME         | LAP TIME | TIME OF DAY  | LAP | VEHICLE     |
|----|--------------|----------|--------------|-----|-------------|
| 25 | Chad LITTLE  | 1:42.014 | 16:03:34.676 | 2   | Mini Cooper |
| 70 | Oly MORTIMER | 1:41.646 | 16:03:35.464 | 2   | Mini Cooper |
| 70 | Oly MORTIMER | 1:41.628 | 16:05:17.067 | 3   | Mini Cooper |

#### Leader History

| NO | NAME        | FROM LAP | LAPS LED | DISTANCE    | VEHICLE     |
|----|-------------|----------|----------|-------------|-------------|
| 25 | Chad LITTLE | 1        | 10       | 21.00 miles | Mini Cooper |

# 2024 Scottish Mini Cooper Cup

## RACE 6 - STATISTICS

CLASS : NC

8 Starters

### Fastest Lap History

| NO | NAME             | LAP TIME        | TIME OF DAY  | LAP | VEHICLE     |
|----|------------------|-----------------|--------------|-----|-------------|
| 27 | Martin WIJETUNGA | <b>1:43.380</b> | 16:03:39.118 | 2   | Mini Cooper |
| 7  | Blair DRYBURGH   | <b>1:43.091</b> | 16:03:39.270 | 2   | Mini Cooper |
| 53 | Stuart MCPHADEN  | <b>1:43.011</b> | 16:03:40.051 | 2   | Mini Cooper |
| 52 | Michael WILLIAMS | <b>1:42.929</b> | 16:05:25.177 | 3   | Mini Cooper |

### Leader History

| NO | NAME             | FROM LAP | LAPS LED | DISTANCE   | VEHICLE     |
|----|------------------|----------|----------|------------|-------------|
| 27 | Martin WIJETUNGA | 1        | 2        | 4.20 miles | Mini Cooper |
| 7  | Blair DRYBURGH   | 3        | 1        | 2.10 miles | Mini Cooper |
| 53 | Stuart MCPHADEN  | 4        | 1        | 2.10 miles | Mini Cooper |
| 7  | Blair DRYBURGH   | 5        | 2        | 4.20 miles | Mini Cooper |
| 52 | Michael WILLIAMS | 7        | 4        | 8.40 miles | Mini Cooper |



# 2024 Scottish Mini Cooper Cup

## RACE 6 - STATISTICS

**CLASS : R53**

**2 Starters**

### Fastest Lap History

| NO | NAME        | LAP TIME        | TIME OF DAY  | LAP | VEHICLE       |
|----|-------------|-----------------|--------------|-----|---------------|
| 97 | Jamie BLAKE | <b>1:36.571</b> | 16:03:22.371 | 2   | Mini Cooper S |
| 97 | Jamie BLAKE | <b>1:36.421</b> | 16:11:26.848 | 7   | Mini Cooper S |

### Leader History

| NO | NAME        | FROM LAP | LAPS LED | DISTANCE    | VEHICLE       |
|----|-------------|----------|----------|-------------|---------------|
| 97 | Jamie BLAKE | 1        | 10       | 21.00 miles | Mini Cooper S |

## 2024 Scottish Mini Cooper Cup

### RACE 6 - STATISTICS

CLASS : R53 G

2 Starters

#### Fastest Lap History

| NO | NAME           | LAP TIME        | TIME OF DAY  | LAP | VEHICLE       |
|----|----------------|-----------------|--------------|-----|---------------|
| 21 | Ross WILKINSON | <b>1:38.101</b> | 16:03:26.645 | 2   | Mini Cooper S |
| 21 | Ross WILKINSON | <b>1:37.407</b> | 16:05:04.051 | 3   | Mini Cooper S |
| 95 | Criag BLAKE    | <b>1:37.024</b> | 16:08:33.821 | 5   | Mini Cooper S |
| 95 | Criag BLAKE    | <b>1:36.650</b> | 16:10:10.471 | 6   | Mini Cooper S |

#### Leader History

| NO | NAME           | FROM LAP | LAPS LED | DISTANCE    | VEHICLE       |
|----|----------------|----------|----------|-------------|---------------|
| 21 | Ross WILKINSON | 1        | 10       | 21.00 miles | Mini Cooper S |

# 2024 Scottish Mini Cooper Cup

## RACE 6 - STATISTICS

**CLASS : G**

1 Starters

### Fastest Lap History


| NO  | NAME        | LAP TIME        | TIME OF DAY  | LAP | VEHICLE     |
|-----|-------------|-----------------|--------------|-----|-------------|
| 871 | Jensen BELL | <b>1:44.562</b> | 16:03:42.588 | 2   | Mini Cooper |
| 871 | Jensen BELL | <b>1:43.073</b> | 16:05:25.661 | 3   | Mini Cooper |

### Leader History

| NO  | NAME        | FROM LAP | LAPS LED | DISTANCE    | VEHICLE     |
|-----|-------------|----------|----------|-------------|-------------|
| 871 | Jensen BELL | 1        | 10       | 21.00 miles | Mini Cooper |

# 2024 Scottish Mini Cooper Cup

## RACE 12 - GRID (15 minutes) - AMENDED

|  |    |                            |                            |                            |                            |
|--|----|----------------------------|----------------------------|----------------------------|----------------------------|
| ROW 9  | 17 | <b>7</b> Blair DRYBURGH    | 18                         | <b>53</b> Stuart MCPHADEN  |                            |
| ROW 8  |    | 15                         | <b>27</b> Martin WIJETUNGA | 16                         | <b>164</b> Curtis PATERSON |
| ROW 7  | 13 | <b>80</b> Ross FOSTER      | 14                         | <b>5</b> Jonathon WILD     |                            |
| ROW 6  |    | 11                         | <b>12</b> Jacob HEAP       | 12                         | <b>333</b> Ewan ROBERTSON  |
| ROW 5  | 9  | <b>52</b> Michael WILLIAMS | 10                         | <b>88</b> Barry HOLMES     |                            |
| ROW 4  |    | 7                          | <b>25</b> Chad LITTLE      | 8                          | <b>871</b> Jensen BELL     |
| ROW 3  | 5  | <b>70</b> Oly MORTIMER     | 6                          | <b>18</b> Daniel PATTERSON |                            |
| ROW 2  |    | 3                          | <b>23</b> Ian MUNRO        | 4                          | <b>65</b> Jack IRVINE      |
| ROW 1  | 1  | <b>91</b> Robbie DALGLEISH | 2                          | <b>22</b> Jason BALLANTYNE |                            |
| <b>Pole</b>  |    |                            |                            |                            |                            |
|  |    |                            |                            |                            |                            |

### Comments:

Top 5 reversed

\*Car 27 - 30 Sec. time penalty added from previous race result.

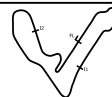
These results are provisional until the conclusion of any judicial and technical matters.

Croft: 2.1001 miles

Clerk Of Course: Robert Briggs


Stewards:

Timekeeper: Rob Cook



# 2024 Scottish Mini Cooper Cup

## RACE 12 - GRID (15 minutes)

|  |    |                            |                        |                            |                            |
|--|----|----------------------------|------------------------|----------------------------|----------------------------|
| ROW 9  | 17 | <b>7</b> Blair DRYBURGH    | 18                     | <b>53</b> Stuart MCPHADEN  |                            |
| ROW 8  |    | 15                         | <b>5</b> Jonathon WILD | 16                         | <b>164</b> Curtis PATERSON |
| ROW 7  | 13 | <b>333</b> Ewan ROBERTSON  | 14                     | <b>80</b> Ross FOSTER      |                            |
| ROW 6  |    | 11                         | <b>12</b> Jacob HEAP   | 12                         | <b>27</b> Martin WIJETUNGA |
| ROW 5  | 9  | <b>52</b> Michael WILLIAMS | 10                     | <b>88</b> Barry HOLMES     |                            |
| ROW 4  |    | 7                          | <b>25</b> Chad LITTLE  | 8                          | <b>871</b> Jensen BELL     |
| ROW 3  | 5  | <b>70</b> Oly MORTIMER     | 6                      | <b>18</b> Daniel PATTERSON |                            |
| ROW 2  |    | 3                          | <b>23</b> Ian MUNRO    | 4                          | <b>65</b> Jack IRVINE      |
| ROW 1  | 1  | <b>91</b> Robbie DALGLEISH | 2                      | <b>22</b> Jason BALLANTYNE |                            |
| <b>Pole</b>  |    |                            |                        |                            |                            |
|  |    |                            |                        |                            |                            |

**Comments:**  
Top 5 reversed

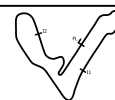
These results are provisional until the conclusion of any judicial and technical matters.

Croft: 2.1001 miles

Clerk Of Course: Robert Briggs

Stewards:

Timekeeper: Rob Cook



# 2024 Scottish Mini Cooper Cup

## RACE 12 - CLASSIFICATION - AMENDED

Race Distance: 8 Laps / 16.80 miles

| POS | NO   | CL | PIC | NAME             | ENTRY       | LAPS | TIME      | GAP      | DIFF   | MPH   | BEST     | ON | GRD | ↑↓ |
|-----|------|----|-----|------------------|-------------|------|-----------|----------|--------|-------|----------|----|-----|----|
| 1   | 25   |    | 1   | Chad LITTLE      | Mini Cooper | 8    | 16:26.337 |          |        | 61.32 | 1:51.680 | 7  | 7   | 6  |
| 2   | 70   |    | 2   | Oly MORTIMER     | Mini Cooper | 8    | 16:27.043 | 0.706    | 0.706  | 61.27 | 1:51.502 | 6  | 5   | 3  |
| 3   | 91   |    | 3   | Robbie DALGLEISH | Mini Cooper | 8    | 16:27.603 | 1.266    | 0.560  | 61.24 | 1:51.168 | 8  | 1   | -2 |
| 4   | 18   |    | 4   | Daniel PATTERSON | Mini Cooper | 8    | 16:31.326 | 4.989    | 3.723  | 61.01 | 1:52.478 | 8  | 6   | 2  |
| 5   | 23   |    | 5   | Ian MUNRO        | Mini Cooper | 8    | 16:32.027 | 5.690    | 0.701  | 60.97 | 1:52.468 | 7  | 3   | -2 |
| 6   | 22   |    | 6   | Jason BALLANTYNE | Mini Cooper | 8    | 16:34.425 | 8.088    | 2.398  | 60.82 | 1:52.238 | 7  | 2   | -4 |
| 7   | 27   | NC | 1   | Martin WIJETUNGA | Mini Cooper | 8    | 16:44.824 | 18.487   | 10.399 | 60.19 | 1:54.022 | 6  | 15  | 8  |
| 8   | 53   | NC | 2   | Stuart MCPHADEN  | Mini Cooper | 8    | 16:49.437 | 23.100   | 4.613  | 59.91 | 1:55.145 | 5  | 18  | 10 |
| 9   | 52   | NC | 3   | Michael WILLIAMS | Mini Cooper | 8    | 16:52.737 | 26.400   | 3.300  | 59.72 | 1:54.561 | 7  | 9   | 0  |
| 10  | 12   | NC | 4   | Jacob HEAP       | Mini Cooper | 8    | 17:00.612 | 34.275   | 7.875  | 59.26 | 1:56.078 | 7  | 11  | 1  |
| 11  | 164  | NC | 5   | Curtis PATERSON  | Mini Cooper | 8    | 17:11.626 | 45.289   | 11.014 | 58.63 | 1:58.978 | 8  | 16  | 5  |
| 12  | 88   |    | 7   | Barry HOLMES     | Mini Cooper | 8    | 17:11.970 | 45.633   | 0.344  | 58.61 | 1:58.475 | 8  | 10  | -2 |
| 13  | 5    | NC | 6   | Jonathon WILD    | Mini Cooper | 8    | 17:14.471 | 48.134   | 2.501  | 58.46 | 1:59.173 | 7  | 14  | 1  |
| 14  | 333* |    | 8   | Ewan ROBERTSON   | Mini Cooper | 8    | 17:53.099 | 1:26.762 | 38.628 | 56.36 | 1:58.833 | 7  | 12  | -2 |

### NOT CLASSIFIED

|     |     |    |  |                |             |   |          |        |        |       |  |  |  |    |
|-----|-----|----|--|----------------|-------------|---|----------|--------|--------|-------|--|--|--|----|
| DNF | 7   | NC |  | Blair DRYBURGH | Mini Cooper | 2 | 5:02.166 | 6 Laps | 6 Laps | 50.04 |  |  |  | 17 |
| DNF | 80  | NC |  | Ross FOSTER    | Mini Cooper | 1 | 2:14.900 | 7 Laps | 1 Lap  | 56.04 |  |  |  | 13 |
| DNF | 65  |    |  | Jack IRVINE    | Mini Cooper | 0 |          |        |        |       |  |  |  | 4  |
| DNF | 871 | G  |  | Jensen BELL    | Mini Cooper | 0 |          |        |        |       |  |  |  | 8  |

### FASTEST LAP

|    |    |  |  |                  |             |   |          |  |  |           |  |  |  |            |
|----|----|--|--|------------------|-------------|---|----------|--|--|-----------|--|--|--|------------|
| 91 |    |  |  | Robbie DALGLEISH | Mini Cooper | 8 | 1:51.168 |  |  | 68.01 mph |  |  |  | 109.45 kph |
| 27 | NC |  |  | Martin WIJETUNGA | Mini Cooper | 6 | 1:54.022 |  |  | 66.30 mph |  |  |  | 106.71 kph |

### Comments:

\* Car 333 - 30 second time penalty applied - converted drive through for contact with another vehicle NCR Chp 12 App.7 Art8

Weather / Track : Rain / Wet

These results are provisional until the conclusion of any judicial and technical matters.

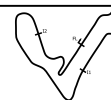
Date: 08/09/2024 Start: 14:40 Finish: 14:56

Croft: 2.1001 miles

Clerk Of Course: Robert Briggs

Stewards:

Timekeeper: Rob Cook



# 2024 Scottish Mini Cooper Cup

## RACE 12 - CLASSIFICATION

Race Distance: 8 Laps / 16.80 miles

| POS | NO  | CL | PIC | NAME             | ENTRY       | LAPS | TIME      | GAP    | DIFF   | MPH   | BEST     | ON | GRD | ↑↓ |
|-----|-----|----|-----|------------------|-------------|------|-----------|--------|--------|-------|----------|----|-----|----|
| 1   | 25  |    | 1   | Chad LITTLE      | Mini Cooper | 8    | 16:26.337 |        |        | 61.32 | 1:51.680 | 7  | 7   | 6  |
| 2   | 70  |    | 2   | Oly MORTIMER     | Mini Cooper | 8    | 16:27.043 | 0.706  | 0.706  | 61.27 | 1:51.502 | 6  | 5   | 3  |
| 3   | 91  |    | 3   | Robbie DALGLEISH | Mini Cooper | 8    | 16:27.603 | 1.266  | 0.560  | 61.24 | 1:51.168 | 8  | 1   | -2 |
| 4   | 18  |    | 4   | Daniel PATTERSON | Mini Cooper | 8    | 16:31.326 | 4.989  | 3.723  | 61.01 | 1:52.478 | 8  | 6   | 2  |
| 5   | 23  |    | 5   | Ian MUNRO        | Mini Cooper | 8    | 16:32.027 | 5.690  | 0.701  | 60.97 | 1:52.468 | 7  | 3   | -2 |
| 6   | 22  |    | 6   | Jason BALLANTYNE | Mini Cooper | 8    | 16:34.425 | 8.088  | 2.398  | 60.82 | 1:52.238 | 7  | 2   | -4 |
| 7   | 27  | NC | 1   | Martin WIJETUNGA | Mini Cooper | 8    | 16:44.824 | 18.487 | 10.399 | 60.19 | 1:54.022 | 6  | 15  | 8  |
| 8   | 53  | NC | 2   | Stuart MCPHADEN  | Mini Cooper | 8    | 16:49.437 | 23.100 | 4.613  | 59.91 | 1:55.145 | 5  | 18  | 10 |
| 9   | 52  | NC | 3   | Michael WILLIAMS | Mini Cooper | 8    | 16:52.737 | 26.400 | 3.300  | 59.72 | 1:54.561 | 7  | 9   | 0  |
| 10  | 12  | NC | 4   | Jacob HEAP       | Mini Cooper | 8    | 17:00.612 | 34.275 | 7.875  | 59.26 | 1:56.078 | 7  | 11  | 1  |
| 11  | 164 | NC | 5   | Curtis PATERSON  | Mini Cooper | 8    | 17:11.626 | 45.289 | 11.014 | 58.63 | 1:58.978 | 8  | 16  | 5  |
| 12  | 88  |    | 7   | Barry HOLMES     | Mini Cooper | 8    | 17:11.970 | 45.633 | 0.344  | 58.61 | 1:58.475 | 8  | 10  | -2 |
| 13  | 5   | NC | 6   | Jonathon WILD    | Mini Cooper | 8    | 17:14.471 | 48.134 | 2.501  | 58.46 | 1:59.173 | 7  | 14  | 1  |
| 14  | 333 |    | 8   | Ewan ROBERTSON   | Mini Cooper | 8    | 17:23.099 | 56.762 | 8.628  | 57.98 | 1:58.833 | 7  | 12  | -2 |

### NOT CLASSIFIED

|     |     |    |  |                |             |   |          |        |        |       |  |  |  |    |
|-----|-----|----|--|----------------|-------------|---|----------|--------|--------|-------|--|--|--|----|
| DNF | 7   | NC |  | Blair DRYBURGH | Mini Cooper | 2 | 5:02.166 | 6 Laps | 6 Laps | 50.04 |  |  |  | 17 |
| DNF | 80  | NC |  | Ross FOSTER    | Mini Cooper | 1 | 2:14.900 | 7 Laps | 1 Lap  | 56.04 |  |  |  | 13 |
| DNF | 65  |    |  | Jack IRVINE    | Mini Cooper | 0 |          |        |        |       |  |  |  | 4  |
| DNF | 871 | G  |  | Jensen BELL    | Mini Cooper | 0 |          |        |        |       |  |  |  | 8  |

### FASTEST LAP

|    |    |  |  |                  |             |   |          |  |  |           |  |  |  |            |
|----|----|--|--|------------------|-------------|---|----------|--|--|-----------|--|--|--|------------|
| 91 |    |  |  | Robbie DALGLEISH | Mini Cooper | 8 | 1:51.168 |  |  | 68.01 mph |  |  |  | 109.45 kph |
| 27 | NC |  |  | Martin WIJETUNGA | Mini Cooper | 6 | 1:54.022 |  |  | 66.30 mph |  |  |  | 106.71 kph |

Weather / Track : Rain / Wet

These results are provisional until the conclusion of any judicial and technical matters.

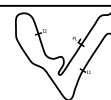
Date: 08/09/2024 Start: 14:40 Finish: 14:56

Croft: 2.1001 miles

Clerk Of Course: Robert Briggs

Stewards:

Timekeeper: Rob Cook



# 2024 Scottish Mini Cooper Cup

## RACE 12 - BEST SECTORS

| SECTOR 1 |     |            | SECTOR 2 |     |            | SECTOR 3 |     |            | IDEAL / BEST COMPARISON |     |     |                    |                 |          |       |
|----------|-----|------------|----------|-----|------------|----------|-----|------------|-------------------------|-----|-----|--------------------|-----------------|----------|-------|
| POS      | NO  | NAME       | TIME     | NO  | NAME       | TIME     | NO  | NAME       | TIME                    | POS | NO  | NAME               | IDEAL           | BEST     | DIFF  |
|          |     |            |          |     |            |          |     |            |                         |     |     | <b>PERFECT LAP</b> | <b>1:50.242</b> |          |       |
| 1        | 70  | MORTIMER   | 33.929   | 91  | DALGLEISH  | 45.886   | 25  | LITTLE     | 30.427                  | 1   | 91  | DALGLEISH          | 1:51.021        | 1:51.168 | 0.147 |
| 2        | 91  | DALGLEISH  | 34.164   | 70  | MORTIMER   | 46.481   | 70  | MORTIMER   | 30.658                  | 2   | 70  | MORTIMER           | 1:51.068        | 1:51.502 | 0.434 |
| 3        | 18  | PATTERSON  | 34.167   | 18  | PATTERSON  | 46.593   | 18  | PATTERSON  | 30.885                  | 3   | 25  | LITTLE             | 1:51.623        | 1:51.680 | 0.057 |
| 4        | 22  | BALLANTYNE | 34.191   | 22  | BALLANTYNE | 46.630   | 91  | DALGLEISH  | 30.971                  | 4   | 18  | PATTERSON          | 1:51.645        | 1:52.478 | 0.833 |
| 5        | 23  | MUNRO      | 34.349   | 25  | LITTLE     | 46.778   | 23  | MUNRO      | 30.997                  | 5   | 22  | BALLANTYNE         | 1:52.142        | 1:52.238 | 0.096 |
| 6        | 25  | LITTLE     | 34.418   | 23  | MUNRO      | 46.885   | 27  | WIJETUNGA  | 31.155                  | 6   | 23  | MUNRO              | 1:52.231        | 1:52.468 | 0.237 |
| 7        | 27  | WIJETUNGA  | 34.816   | 53  | MCPHADEN   | 47.385   | 22  | BALLANTYNE | 31.321                  | 7   | 53  | MCPHADEN           | 1:53.797        | 1:55.145 | 1.348 |
| 8        | 53  | MCPHADEN   | 35.090   | 27  | WIJETUNGA  | 47.849   | 53  | MCPHADEN   | 31.322                  | 8   | 27  | WIJETUNGA          | 1:53.820        | 1:54.022 | 0.202 |
| 9        | 52  | WILLIAMS   | 35.207   | 52  | WILLIAMS   | 48.014   | 52  | WILLIAMS   | 31.340                  | 9   | 52  | WILLIAMS           | 1:54.561        | 1:54.561 | 0.000 |
| 10       | 12  | HEAP       | 35.674   | 12  | HEAP       | 48.382   | 12  | HEAP       | 31.485                  | 10  | 12  | HEAP               | 1:55.541        | 1:56.078 | 0.537 |
| 11       | 333 | ROBERTSON  | 36.228   | 88  | HOLMES     | 49.638   | 88  | HOLMES     | 31.939                  | 11  | 88  | HOLMES             | 1:57.883        | 1:58.475 | 0.592 |
| 12       | 88  | HOLMES     | 36.306   | 164 | PATERSON   | 49.661   | 5   | WILD       | 32.015                  | 12  | 333 | ROBERTSON          | 1:58.619        | 1:58.833 | 0.214 |
| 13       | 5   | WILD       | 36.651   | 5   | WILD       | 49.971   | 164 | PATERSON   | 32.068                  | 13  | 5   | WILD               | 1:58.637        | 1:59.173 | 0.536 |
| 14       | 164 | PATERSON   | 36.961   | 333 | ROBERTSON  | 50.216   | 333 | ROBERTSON  | 32.175                  | 14  | 164 | PATERSON           | 1:58.690        | 1:58.978 | 0.288 |
| 15       | 7   | DRYBURGH   | 55.480   | 80  | FOSTER     | 52.501   | 7   | DRYBURGH   | 34.474                  | 15  | 7   | DRYBURGH           | 2:32.353        |          |       |
| 16       |     |            |          | 7   | DRYBURGH   | 1:02.399 | 80  | FOSTER     | 35.487                  | 16  | 80  | FOSTER             |                 |          |       |
| 17       |     |            |          |     |            |          |     |            |                         |     |     |                    |                 |          |       |
| 18       |     |            |          |     |            |          |     |            |                         |     |     |                    |                 |          |       |



# 2024 Scottish Mini Cooper Cup

## RACE 12 - LAP CHART

| LAP 1 @ 14:42:25.550 |        |          | LAP 2 @ 14:44:21.674 |          |            | LAP 3 @ 14:47:26.315 |        |          | LAP 4 @ 14:49:20.626 |        |          | LAP 5 @ 14:51:12.754 |        |          |
|----------------------|--------|----------|----------------------|----------|------------|----------------------|--------|----------|----------------------|--------|----------|----------------------|--------|----------|
| NO                   | BEHIND | LAP TIME | NO                   | BEHIND   | LAP TIME   | NO                   | BEHIND | LAP TIME | NO                   | BEHIND | LAP TIME | NO                   | BEHIND | LAP TIME |
| 18                   |        | 2:02.859 | 18                   |          | 1:56.124   | 18                   |        | 3:04.641 | 25                   |        | 1:53.366 | 25                   |        | 1:52.128 |
| 91                   | 0.937  | 2:03.796 | 91                   | 1.543    | 1:56.730   | 91                   | 0.732  | 3:03.830 | 18                   | 1.558  | 1:55.869 | 70                   | 1.342  | 1:51.758 |
| 22                   | 0.999  | 2:03.858 | 25                   | 2.188    | 1:56.532   | 25                   | 0.945  | 3:03.398 | 70                   | 1.712  | 1:54.442 | 18                   | 2.476  | 1:53.046 |
| 70                   | 1.476  | 2:04.335 | 70                   | 3.579    | 1:58.227   | 70                   | 1.581  | 3:02.643 | 91                   | 2.492  | 1:56.071 | 91                   | 2.790  | 1:52.426 |
| 25                   | 1.780  | 2:04.639 | 23                   | 8.017    | 1:57.692   | 23                   | 2.106  | 2:58.730 | 23                   | 3.229  | 1:55.434 | 23                   | 4.446  | 1:53.345 |
| 23                   | 6.449  | 2:09.308 | 53                   | 10.218   | 1:59.284   | 53                   | 2.920  | 2:57.343 | 53                   | 3.911  | 1:55.302 | 22                   | 6.223  | 1:53.957 |
| 53                   | 7.058  | 2:09.917 | 22                   | 10.956   | 2:06.081   | 22                   | 3.522  | 2:57.207 | 22                   | 4.394  | 1:55.183 | 53                   | 6.928  | 1:55.145 |
| 27                   | 9.127  | 2:11.986 | 27                   | 11.864   | 1:58.861   | 27                   | 4.286  | 2:57.063 | 27                   | 7.511  | 1:57.536 | 27                   | 10.239 | 1:54.856 |
| 80                   | 12.041 | 2:14.900 | 333                  | 18.209   | 2:01.444   | 333                  | 5.219  | 2:51.651 | 52                   | 10.255 | 1:58.562 | 52                   | 15.640 | 1:57.513 |
| 333                  | 12.889 | 2:15.748 | 52                   | 19.130   | 2:01.732   | 52                   | 6.004  | 2:51.515 | 12                   | 11.626 | 1:59.313 | 12                   | 15.887 | 1:56.389 |
| 52                   | 13.522 | 2:16.381 | 12                   | 19.763   | 2:00.998   | 12                   | 6.624  | 2:51.502 | 333                  | 13.072 | 2:02.164 | 333                  | 21.476 | 2:00.532 |
| 164                  | 13.698 | 2:16.557 | 164                  | 22.065   | 2:04.491   | 164                  | 8.657  | 2:51.233 | 164                  | 14.733 | 2:00.387 | 164                  | 22.839 | 2:00.234 |
| 5                    | 14.504 | 2:17.363 | 5                    | 23.602   | 2:05.222   | 5                    | 10.142 | 2:51.181 | 88                   | 15.893 | 1:59.756 | 88                   | 24.403 | 2:00.638 |
| 12                   | 14.889 | 2:17.748 | 88                   | 31.484   | 2:04.961   | 88                   | 10.448 | 2:43.605 | 5                    | 16.878 | 2:01.047 | 5                    | 25.271 | 2:00.521 |
| 88                   | 22.647 | 2:25.506 | 7                    | 1:03.183 | 2:34.144 P |                      |        |          |                      |        |          |                      |        |          |
| 7                    | 25.163 | 2:28.022 |                      |          |            |                      |        |          |                      |        |          |                      |        |          |

# 2024 Scottish Mini Cooper Cup

## RACE 12 - LAP CHART

| LAP 6 @ 14:53:04.752 |        |          | LAP 7 @ 14:54:56.432 |        |          | LAP 8 @ 14:56:49.028 |        |          |
|----------------------|--------|----------|----------------------|--------|----------|----------------------|--------|----------|
| NO                   | BEHIND | LAP TIME | NO                   | BEHIND | LAP TIME | NO                   | BEHIND | LAP TIME |
| 25                   |        | 1:51.998 | 25                   |        | 1:51.680 | 25                   |        | 1:52.596 |
| 70                   | 0.846  | 1:51.502 | 70                   | 0.740  | 1:51.574 | 70                   | 0.706  | 1:52.562 |
| 91                   | 2.929  | 1:52.137 | 91                   | 2.694  | 1:51.445 | 91                   | 1.266  | 1:51.168 |
| 18                   | 3.277  | 1:52.799 | 18                   | 5.107  | 1:53.510 | 18                   | 4.989  | 1:52.478 |
| 23                   | 4.926  | 1:52.478 | 23                   | 5.714  | 1:52.468 | 23                   | 5.690  | 1:52.572 |
| 22                   | 7.622  | 1:53.397 | 22                   | 8.180  | 1:52.238 | 22                   | 8.088  | 1:52.504 |
| 53                   | 12.047 | 1:57.117 | 27                   | 15.001 | 1:54.418 | 27                   | 18.487 | 1:56.082 |
| 27                   | 12.263 | 1:54.022 | 53                   | 18.792 | 1:58.425 | 53                   | 23.100 | 1:56.904 |
| 52                   | 20.104 | 1:56.462 | 52                   | 22.985 | 1:54.561 | 52                   | 26.400 | 1:56.011 |
| 12                   | 23.702 | 1:59.813 | 12                   | 28.100 | 1:56.078 | 12                   | 34.275 | 1:58.771 |
| 164                  | 30.862 | 2:00.021 | 164                  | 38.907 | 1:59.725 | 164                  | 45.289 | 1:58.978 |
| 333                  | 31.788 | 2:02.310 | 333                  | 38.941 | 1:58.833 | 88                   | 45.633 | 1:58.475 |
| 88                   | 32.725 | 2:00.320 | 88                   | 39.754 | 1:58.709 | 5                    | 48.134 | 1:59.282 |
| 5                    | 33.955 | 2:00.682 | 5                    | 41.448 | 1:59.173 | 333                  | 56.762 | 2:10.417 |

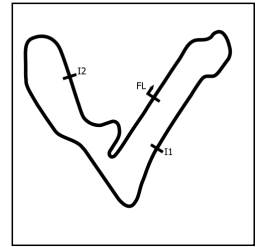
# 2024 Scottish Mini Cooper Cup

## RACE 12 - POSITION CHART WITH INTERMEDIATES

| No  | Name       | Lap |             | Intermediates |             |             |             |             |             |             |             |             |             |             |             |             |             |             |             |             |             |             |             |             |             |             |     |     |     |     |  |
|-----|------------|-----|-------------|---------------|-------------|-------------|-------------|-------------|-------------|-------------|-------------|-------------|-------------|-------------|-------------|-------------|-------------|-------------|-------------|-------------|-------------|-------------|-------------|-------------|-------------|-------------|-----|-----|-----|-----|--|
|     |            | Pos | L0 - Int1 M | L0 - Int2 M   | L1 - Finish | L1 - Int1 M | L1 - Int2 M | L2 - Finish | L2 - Int1 M | L2 - Int2 M | L3 - Finish | L3 - Int1 M | L3 - Int2 M | L4 - Finish | L4 - Int1 M | L4 - Int2 M | L5 - Finish | L5 - Int1 M | L5 - Int2 M | L6 - Finish | L6 - Int1 M | L6 - Int2 M | L7 - Finish | L7 - Int1 M | L7 - Int2 M | L8 - Finish |     |     |     |     |  |
| 91  | DALGLEISH  | 1   | 18          | 18            | 18          | 18          | 18          | 18          | 18          | 18          | 18          | 18          | 25          | 25          | 25          | 25          | 25          | 25          | 25          | 25          | 25          | 25          | 25          | 25          | 25          | 25          | 25  | 25  | 25  | 25  |  |
| 22  | BALLANTYNE | 2   | 22          | 22            | 91          | 91          | 91          | 91          | 91          | 91          | 91          | 25          | 18          | 18          | 70          | 70          | 70          | 70          | 70          | 70          | 70          | 70          | 70          | 70          | 70          | 70          | 70  | 70  | 70  | 70  |  |
| 23  | MUNRO      | 3   | 91          | 91            | 22          | 25          | 25          | 25          | 25          | 25          | 25          | 25          | 91          | 70          | 70          | 18          | 18          | 18          | 18          | 18          | 18          | 91          | 91          | 91          | 91          | 91          | 91  | 91  | 91  | 91  |  |
| 65  | IRVINE     | 4   | 25          | 70            | 70          | 70          | 70          | 70          | 70          | 70          | 70          | 70          | 91          | 91          | 91          | 91          | 91          | 91          | 91          | 91          | 91          | 18          | 18          | 18          | 18          | 18          | 18  | 18  | 18  | 18  |  |
| 70  | MORTIMER   | 5   | 70          | 25            | 25          | 53          | 23          | 23          | 23          | 23          | 23          | 23          | 23          | 23          | 23          | 23          | 23          | 23          | 23          | 23          | 23          | 23          | 23          | 23          | 23          | 23          | 23  | 23  | 23  | 23  |  |
| 18  | PATTERSON  | 6   | 65          | 23            | 23          | 23          | 53          | 53          | 53          | 53          | 53          | 53          | 53          | 53          | 53          | 22          | 22          | 22          | 22          | 22          | 22          | 22          | 22          | 22          | 22          | 22          | 22  | 22  | 22  | 22  |  |
| 25  | LITTLE     | 7   | 871         | 53            | 53          | 27          | 22          | 22          | 22          | 22          | 22          | 22          | 22          | 22          | 22          | 53          | 53          | 53          | 53          | 53          | 53          | 27          | 27          | 27          | 27          | 27          | 27  | 27  | 27  | 27  |  |
| 871 | BELL       | 8   | 23          | 27            | 27          | 22          | 27          | 27          | 27          | 27          | 27          | 27          | 27          | 27          | 27          | 27          | 27          | 27          | 27          | 27          | 27          | 53          | 53          | 53          | 53          | 53          | 53  | 53  | 53  | 53  |  |
| 52  | WILLIAMS   | 9   | 27          | 80            | 80          | 333         | 333         | 333         | 333         | 333         | 333         | 333         | 52          | 52          | 52          | 52          | 52          | 12          | 52          | 52          | 52          | 52          | 52          | 52          | 52          | 52          | 52  | 52  | 52  | 52  |  |
| 88  | HOLMES     | 10  | 88          | 88            | 333         | 52          | 52          | 52          | 52          | 52          | 52          | 333         | 12          | 12          | 12          | 12          | 12          | 52          | 12          | 12          | 12          | 12          | 12          | 12          | 12          | 12          | 12  | 12  | 12  | 12  |  |
| 12  | HEAP       | 11  | 80          | 52            | 52          | 164         | 12          | 12          | 12          | 12          | 12          | 12          | 333         | 333         | 333         | 333         | 333         | 164         | 164         | 164         | 164         | 164         | 164         | 164         | 164         | 164         | 164 | 164 | 164 |     |  |
| 333 | ROBERTSON  | 12  | 52          | 333           | 164         | 12          | 164         | 164         | 164         | 164         | 164         | 164         | 164         | 164         | 164         | 164         | 164         | 333         | 333         | 333         | 333         | 333         | 333         | 333         | 333         | 333         | 88  | 88  | 88  | 88  |  |
| 80  | FOSTER     | 13  | 53          | 12            | 5           | 5           | 5           | 5           | 5           | 5           | 5           | 88          | 88          | 88          | 88          | 88          | 88          | 88          | 88          | 88          | 88          | 88          | 88          | 88          | 88          | 88          | 88  | 5   | 5   | 5   |  |
| 5   | WILD       | 14  | 333         | 164           | 12          | 88          | 88          | 88          | 88          | 88          | 88          | 5           | 5           | 5           | 5           | 5           | 5           | 5           | 5           | 5           | 5           | 5           | 5           | 5           | 5           | 5           | 5   | 333 | 333 | 333 |  |
| 27  | WIJETUNGA  | 15  | 12          | 5             | 88          | 7           | 7           |             |             |             |             |             |             |             |             |             |             |             |             |             |             |             |             |             |             |             |     |     |     |     |  |
| 164 | PATERSON   | 16  | 164         | 7             | 7           |             |             |             |             |             |             |             |             |             |             |             |             |             |             |             |             |             |             |             |             |             |     |     |     |     |  |
| 7   | DRYBURGH   | 17  | 5           |               |             |             |             |             |             |             |             |             |             |             |             |             |             |             |             |             |             |             |             |             |             |             |     |     |     |     |  |
| 53  | MCPHADEN   | 18  | 7           |               |             |             |             |             |             |             |             |             |             |             |             |             |             |             |             |             |             |             |             |             |             |             |     |     |     |     |  |

# 2024 Scottish Mini Cooper Cup

## RACE 12 - SECTOR ANALYSIS



SECTOR 1 = FL to I1, SECTOR 2 = I1 to I2, SECTOR 3 = I2 to FL, DIFF = Difference To Personal Best Lap, P = Crossed Finish Line in Pit Lane, D = Time Disallowed

| P1 25                     |          | Chad LITTLE              |          | Mini Cooper        |       |          |              |
|---------------------------|----------|--------------------------|----------|--------------------|-------|----------|--------------|
| IDEAL LAP TIME : 1:51.623 |          | BEST LAP TIME : 1:51.680 |          | DIFFERENCE : 0.057 |       |          |              |
| LAP                       | SECTOR 1 | SECTOR 2                 | SECTOR 3 | LAP TIME           | MPH   | DIFF     | TIME OF DAY  |
| 1 -                       |          | 49.513                   | 31.420   | 2:04.639           | 60.66 | 12.959   | 14:42:27.330 |
| 2 -                       | 35.580   | 47.607                   | 33.345   | 1:56.532           | 64.88 | 4.852    | 14:44:23.862 |
| 3 -                       | 1:04.364 | 1:21.085                 | 37.949   | 3:03.398           | 41.22 | 1:11.718 | 14:47:27.260 |
| 4 -                       | 34.705   | 47.583                   | 31.078   | 1:53.366           | 66.69 | 1.686    | 14:49:20.626 |
| 5 -                       | 34.678   | 46.831                   | 30.619   | 1:52.128 (3)       | 67.42 | 0.448    | 14:51:12.754 |
| 6 -                       | 34.524   | 46.778                   | 30.696   | 1:51.998 (2)       | 67.50 | 0.318    | 14:53:04.752 |
| 7 -                       | 34.418   | 46.835                   | 30.427   | 1:51.680 (1)       | 67.69 |          | 14:54:56.432 |
| 8 -                       | 34.622   | 47.381                   | 30.593   | 1:52.596           | 67.14 | 0.916    | 14:56:49.028 |

| P2 70                     |          | Oly MORTIMER             |          | Mini Cooper        |       |          |              |
|---------------------------|----------|--------------------------|----------|--------------------|-------|----------|--------------|
| IDEAL LAP TIME : 1:51.068 |          | BEST LAP TIME : 1:51.502 |          | DIFFERENCE : 0.434 |       |          |              |
| LAP                       | SECTOR 1 | SECTOR 2                 | SECTOR 3 | LAP TIME           | MPH   | DIFF     | TIME OF DAY  |
| 1 -                       |          | 48.971                   | 31.559   | 2:04.335           | 60.80 | 12.833   | 14:42:27.026 |
| 2 -                       | 37.092   | 47.981                   | 33.154   | 1:58.227           | 63.95 | 6.725    | 14:44:25.253 |
| 3 -                       | 1:04.376 | 1:22.460                 | 35.807   | 3:02.643           | 41.39 | 1:11.141 | 14:47:27.896 |
| 4 -                       | 34.925   | 48.565                   | 30.952   | 1:54.442           | 66.06 | 2.940    | 14:49:22.338 |
| 5 -                       | 34.257   | 46.481                   | 31.020   | 1:51.758 (3)       | 67.65 | 0.256    | 14:51:14.096 |
| 6 -                       | 34.025   | 46.673                   | 30.804   | 1:51.502 (1)       | 67.80 |          | 14:53:05.598 |
| 7 -                       | 33.929   | 46.987                   | 30.658   | 1:51.574 (2)       | 67.76 | 0.072    | 14:54:57.172 |
| 8 -                       | 34.103   | 47.469                   | 30.990   | 1:52.562           | 67.16 | 1.060    | 14:56:49.734 |

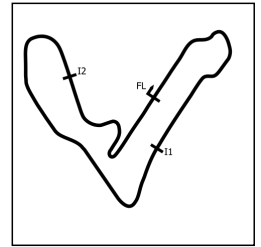
| P3 91                     |          | Robbie DALGLEISH         |          | Mini Cooper        |       |          |              |
|---------------------------|----------|--------------------------|----------|--------------------|-------|----------|--------------|
| IDEAL LAP TIME : 1:51.021 |          | BEST LAP TIME : 1:51.168 |          | DIFFERENCE : 0.147 |       |          |              |
| LAP                       | SECTOR 1 | SECTOR 2                 | SECTOR 3 | LAP TIME           | MPH   | DIFF     | TIME OF DAY  |
| 1 -                       |          | 49.142                   | 31.507   | 2:03.796           | 61.07 | 12.628   | 14:42:26.487 |
| 2 -                       | 35.463   | 47.811                   | 33.456   | 1:56.730           | 64.77 | 5.562    | 14:44:23.217 |
| 3 -                       | 1:04.031 | 1:21.650                 | 38.149   | 3:03.830           | 41.12 | 1:12.662 | 14:47:27.047 |
| 4 -                       | 35.483   | 49.046                   | 31.542   | 1:56.071           | 65.13 | 4.903    | 14:49:23.118 |
| 5 -                       | 34.547   | 46.855                   | 31.024   | 1:52.426           | 67.24 | 1.258    | 14:51:15.544 |
| 6 -                       | 34.332   | 46.834                   | 30.971   | 1:52.137 (3)       | 67.42 | 0.969    | 14:53:07.681 |
| 7 -                       | 34.164   | 46.296                   | 30.985   | 1:51.445 (2)       | 67.84 | 0.277    | 14:54:59.126 |
| 8 -                       | 34.171   | 45.886                   | 31.111   | 1:51.168 (1)       | 68.01 |          | 14:56:50.294 |

| P4 18                     |          | Daniel PATTERSON         |          | Mini Cooper        |       |          |              |
|---------------------------|----------|--------------------------|----------|--------------------|-------|----------|--------------|
| IDEAL LAP TIME : 1:51.645 |          | BEST LAP TIME : 1:52.478 |          | DIFFERENCE : 0.833 |       |          |              |
| LAP                       | SECTOR 1 | SECTOR 2                 | SECTOR 3 | LAP TIME           | MPH   | DIFF     | TIME OF DAY  |
| 1 -                       |          | 48.364                   | 31.980   | 2:02.859           | 61.53 | 10.381   | 14:42:25.550 |
| 2 -                       | 35.489   | 48.378                   | 32.257   | 1:56.124           | 65.10 | 3.646    | 14:44:21.674 |
| 3 -                       | 1:04.684 | 1:22.180                 | 37.777   | 3:04.641           | 40.94 | 1:12.163 | 14:47:26.315 |
| 4 -                       | 35.178   | 49.342                   | 31.349   | 1:55.869           | 65.25 | 3.391    | 14:49:22.184 |
| 5 -                       | 34.619   | 47.462                   | 30.965   | 1:53.046 (3)       | 66.88 | 0.568    | 14:51:15.230 |
| 6 -                       | 34.167   | 47.162                   | 31.470   | 1:52.799 (2)       | 67.02 | 0.321    | 14:53:08.029 |
| 7 -                       | 34.986   | 47.267                   | 31.257   | 1:53.510           | 66.60 | 1.032    | 14:55:01.539 |
| 8 -                       | 35.000   | 46.593                   | 30.885   | 1:52.478 (1)       | 67.21 |          | 14:56:54.017 |

| P5 23                     |          | Ian MUNRO                |          | Mini Cooper        |       |          |              |
|---------------------------|----------|--------------------------|----------|--------------------|-------|----------|--------------|
| IDEAL LAP TIME : 1:52.231 |          | BEST LAP TIME : 1:52.468 |          | DIFFERENCE : 0.237 |       |          |              |
| LAP                       | SECTOR 1 | SECTOR 2                 | SECTOR 3 | LAP TIME           | MPH   | DIFF     | TIME OF DAY  |
| 1 -                       |          | 52.056                   | 31.695   | 2:09.308           | 58.46 | 16.840   | 14:42:31.999 |
| 2 -                       | 36.377   | 48.860                   | 32.455   | 1:57.692           | 64.24 | 5.224    | 14:44:29.691 |
| 3 -                       | 1:00.763 | 1:22.640                 | 35.327   | 2:58.730           | 42.30 | 1:06.262 | 14:47:28.421 |
| 4 -                       | 35.189   | 48.656                   | 31.589   | 1:55.434           | 65.49 | 2.966    | 14:49:23.855 |
| 5 -                       | 34.552   | 47.698                   | 31.095   | 1:53.345           | 66.70 | 0.877    | 14:51:17.200 |
| 6 -                       | 34.409   | 47.031                   | 31.038   | 1:52.478 (2)       | 67.21 | 0.010    | 14:53:09.678 |
| 7 -                       | 34.349   | 46.885                   | 31.234   | 1:52.468 (1)       | 67.22 |          | 14:55:02.146 |
| 8 -                       | 34.622   | 46.953                   | 30.997   | 1:52.572 (3)       | 67.16 | 0.104    | 14:56:54.718 |

# 2024 Scottish Mini Cooper Cup

## RACE 12 - SECTOR ANALYSIS



SECTOR 1 = FL to I1, SECTOR 2 = I1 to I2, SECTOR 3 = I2 to FL, DIFF = Difference To Personal Best Lap, P = Crossed Finish Line in Pit Lane, D = Time Disallowed

| P6 22                     |          | Jason BALLANTYNE         |          | Mini Cooper        |       |          |              |
|---------------------------|----------|--------------------------|----------|--------------------|-------|----------|--------------|
| IDEAL LAP TIME : 1:52.142 |          | BEST LAP TIME : 1:52.238 |          | DIFFERENCE : 0.096 |       |          |              |
| LAP                       | SECTOR 1 | SECTOR 2                 | SECTOR 3 | LAP TIME           | MPH   | DIFF     | TIME OF DAY  |
| 1 -                       |          | 49.103                   | 32.042   | 2:03.858           | 61.04 | 11.620   | 14:42:26.549 |
| 2 -                       | 44.044   | 49.368                   | 32.669   | 2:06.081           | 59.96 | 13.843   | 14:44:32.630 |
| 3 -                       | 59.130   | 1:22.909                 | 35.168   | 2:57.207           | 42.66 | 1:04.969 | 14:47:29.837 |
| 4 -                       | 34.951   | 48.319                   | 31.913   | 1:55.183           | 65.64 | 2.945    | 14:49:25.020 |
| 5 -                       | 34.540   | 47.430                   | 31.987   | 1:53.957           | 66.34 | 1.719    | 14:51:18.977 |
| 6 -                       | 34.212   | 47.109                   | 32.076   | 1:53.397 (3)       | 66.67 | 1.159    | 14:53:12.374 |
| 7 -                       | 34.191   | 46.726                   | 31.321   | 1:52.238 (1)       | 67.36 |          | 14:55:04.612 |
| 8 -                       | 34.276   | 46.630                   | 31.598   | 1:52.504 (2)       | 67.20 | 0.266    | 14:56:57.116 |

| P7 27 NC                  |          | Martin WIJETUNGA         |          | Mini Cooper        |       |          |              |
|---------------------------|----------|--------------------------|----------|--------------------|-------|----------|--------------|
| IDEAL LAP TIME : 1:53.820 |          | BEST LAP TIME : 1:54.022 |          | DIFFERENCE : 0.202 |       |          |              |
| LAP                       | SECTOR 1 | SECTOR 2                 | SECTOR 3 | LAP TIME           | MPH   | DIFF     | TIME OF DAY  |
| 1 -                       |          | 53.069                   | 33.212   | 2:11.986           | 57.28 | 17.964   | 14:42:34.677 |
| 2 -                       | 35.662   | 50.459                   | 32.740   | 1:58.861           | 63.60 | 4.839    | 14:44:33.538 |
| 3 -                       | 59.232   | 1:22.391                 | 35.440   | 2:57.063           | 42.70 | 1:03.041 | 14:47:30.601 |
| 4 -                       | 35.517   | 50.618                   | 31.401   | 1:57.536           | 64.32 | 3.514    | 14:49:28.137 |
| 5 -                       | 35.507   | 47.851                   | 31.498   | 1:54.856 (3)       | 65.82 | 0.834    | 14:51:22.993 |
| 6 -                       | 34.816   | 48.051                   | 31.155   | 1:54.022 (1)       | 66.30 |          | 14:53:17.015 |
| 7 -                       | 35.153   | 47.849                   | 31.416   | 1:54.418 (2)       | 66.07 | 0.396    | 14:55:11.433 |
| 8 -                       | 35.420   | 48.913                   | 31.749   | 1:56.082           | 65.13 | 2.060    | 14:57:07.515 |

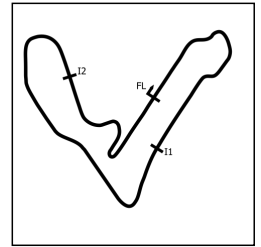
| P8 53 NC                  |          | Stuart MCPHADEN          |          | Mini Cooper        |       |          |              |
|---------------------------|----------|--------------------------|----------|--------------------|-------|----------|--------------|
| IDEAL LAP TIME : 1:53.797 |          | BEST LAP TIME : 1:55.145 |          | DIFFERENCE : 1.348 |       |          |              |
| LAP                       | SECTOR 1 | SECTOR 2                 | SECTOR 3 | LAP TIME           | MPH   | DIFF     | TIME OF DAY  |
| 1 -                       |          | 50.859                   | 31.641   | 2:09.917           | 58.19 | 14.772   | 14:42:32.608 |
| 2 -                       | 35.762   | 49.027                   | 34.495   | 1:59.284           | 63.38 | 4.139    | 14:44:31.892 |
| 3 -                       | 58.757   | 1:23.693                 | 34.893   | 2:57.343           | 42.63 | 1:02.198 | 14:47:29.235 |
| 4 -                       | 35.090   | 48.594                   | 31.618   | 1:55.302 (2)       | 65.57 | 0.157    | 14:49:24.537 |
| 5 -                       | 35.499   | 47.385                   | 32.261   | 1:55.145 (1)       | 65.66 |          | 14:51:19.682 |
| 6 -                       | 36.722   | 49.073                   | 31.322   | 1:57.117           | 64.55 | 1.972    | 14:53:16.799 |
| 7 -                       | 37.389   | 49.087                   | 31.949   | 1:58.425           | 63.84 | 3.280    | 14:55:15.224 |
| 8 -                       | 36.308   | 48.939                   | 31.657   | 1:56.904 (3)       | 64.67 | 1.759    | 14:57:12.128 |

| P9 52 NC                  |          | Michael WILLIAMS         |          | Mini Cooper        |       |        |              |
|---------------------------|----------|--------------------------|----------|--------------------|-------|--------|--------------|
| IDEAL LAP TIME : 1:54.561 |          | BEST LAP TIME : 1:54.561 |          | DIFFERENCE : 0.000 |       |        |              |
| LAP                       | SECTOR 1 | SECTOR 2                 | SECTOR 3 | LAP TIME           | MPH   | DIFF   | TIME OF DAY  |
| 1 -                       |          | 53.678                   | 35.619   | 2:16.381           | 55.43 | 21.820 | 14:42:39.072 |
| 2 -                       | 37.178   | 51.527                   | 33.027   | 2:01.732           | 62.10 | 7.171  | 14:44:40.804 |
| 3 -                       | 54.442   | 1:21.871                 | 35.202   | 2:51.515           | 44.08 | 56.954 | 14:47:32.319 |
| 4 -                       | 36.486   | 50.136                   | 31.940   | 1:58.562           | 63.76 | 4.001  | 14:49:30.881 |
| 5 -                       | 36.887   | 48.639                   | 31.987   | 1:57.513           | 64.33 | 2.952  | 14:51:28.394 |
| 6 -                       | 36.071   | 48.681                   | 31.710   | 1:56.462 (3)       | 64.91 | 1.901  | 14:53:24.856 |
| 7 -                       | 35.207   | 48.014                   | 31.340   | 1:54.561 (1)       | 65.99 |        | 14:55:19.417 |
| 8 -                       | 35.446   | 48.640                   | 31.925   | 1:56.011 (2)       | 65.17 | 1.450  | 14:57:15.428 |

| P10 12 NC                 |          | Jacob HEAP               |          | Mini Cooper        |       |        |              |
|---------------------------|----------|--------------------------|----------|--------------------|-------|--------|--------------|
| IDEAL LAP TIME : 1:55.541 |          | BEST LAP TIME : 1:56.078 |          | DIFFERENCE : 0.537 |       |        |              |
| LAP                       | SECTOR 1 | SECTOR 2                 | SECTOR 3 | LAP TIME           | MPH   | DIFF   | TIME OF DAY  |
| 1 -                       |          | 53.651                   | 36.249   | 2:17.748           | 54.88 | 21.670 | 14:42:40.439 |
| 2 -                       | 36.998   | 50.653                   | 33.347   | 2:00.998           | 62.48 | 4.920  | 14:44:41.437 |
| 3 -                       | 55.287   | 1:21.807                 | 34.408   | 2:51.502           | 44.08 | 55.424 | 14:47:32.939 |
| 4 -                       | 36.525   | 50.715                   | 32.073   | 1:59.313           | 63.36 | 3.235  | 14:49:32.252 |
| 5 -                       | 35.891   | 48.897                   | 31.601   | 1:56.389 (2)       | 64.95 | 0.311  | 14:51:28.641 |
| 6 -                       | 35.674   | 52.654                   | 31.485   | 1:59.813           | 63.10 | 3.735  | 14:53:28.454 |
| 7 -                       | 36.147   | 48.382                   | 31.549   | 1:56.078 (1)       | 65.13 |        | 14:55:24.532 |
| 8 -                       | 36.768   | 50.174                   | 31.829   | 1:58.771 (3)       | 63.65 | 2.693  | 14:57:23.303 |

# 2024 Scottish Mini Cooper Cup

## RACE 12 - SECTOR ANALYSIS



SECTOR 1 = FL to I1, SECTOR 2 = I1 to I2, SECTOR 3 = I2 to FL, DIFF = Difference To Personal Best Lap, P = Crossed Finish Line in Pit Lane, D = Time Disallowed

| P11 164 NC                |          | Curtis PATERSON          |          | Mini Cooper        |       |        |              |
|---------------------------|----------|--------------------------|----------|--------------------|-------|--------|--------------|
| IDEAL LAP TIME : 1:58.690 |          | BEST LAP TIME : 1:58.978 |          | DIFFERENCE : 0.288 |       |        |              |
| LAP                       | SECTOR 1 | SECTOR 2                 | SECTOR 3 | LAP TIME           | MPH   | DIFF   | TIME OF DAY  |
| 1 -                       |          | 54.466                   | 33.362   | 2:16.557           | 55.36 | 17.579 | 14:42:39.248 |
| 2 -                       | 38.049   | 52.273                   | 34.169   | 2:04.491           | 60.73 | 5.513  | 14:44:43.739 |
| 3 -                       | 55.021   | 1:21.573                 | 34.639   | 2:51.233           | 44.15 | 52.255 | 14:47:34.972 |
| 4 -                       | 36.961   | 51.140                   | 32.286   | 2:00.387           | 62.80 | 1.409  | 14:49:35.359 |
| 5 -                       | 37.446   | 50.409                   | 32.379   | 2:00.234           | 62.88 | 1.256  | 14:51:35.593 |
| 6 -                       | 37.302   | 50.608                   | 32.111   | 2:00.021 (3)       | 62.99 | 1.043  | 14:53:35.614 |
| 7 -                       | 37.002   | 49.995                   | 32.728   | 1:59.725 (2)       | 63.14 | 0.747  | 14:55:35.339 |
| 8 -                       | 37.249   | 49.661                   | 32.068   | 1:58.978 (1)       | 63.54 |        | 14:57:34.317 |

| P12 88                    |          | Barry HOLMES             |          | Mini Cooper        |       |        |              |
|---------------------------|----------|--------------------------|----------|--------------------|-------|--------|--------------|
| IDEAL LAP TIME : 1:57.883 |          | BEST LAP TIME : 1:58.475 |          | DIFFERENCE : 0.592 |       |        |              |
| LAP                       | SECTOR 1 | SECTOR 2                 | SECTOR 3 | LAP TIME           | MPH   | DIFF   | TIME OF DAY  |
| 1 -                       |          | 54.026                   | 44.914   | 2:25.506           | 51.96 | 27.031 | 14:42:48.197 |
| 2 -                       | 39.066   | 52.785                   | 33.110   | 2:04.961           | 60.50 | 6.486  | 14:44:53.158 |
| 3 -                       | 49.328   | 1:20.055                 | 34.222   | 2:43.605           | 46.21 | 45.130 | 14:47:36.763 |
| 4 -                       | 36.826   | 50.030                   | 32.900   | 1:59.756 (3)       | 63.13 | 1.281  | 14:49:36.519 |
| 5 -                       | 36.614   | 50.473                   | 33.551   | 2:00.638           | 62.67 | 2.163  | 14:51:37.157 |
| 6 -                       | 36.543   | 51.206                   | 32.571   | 2:00.320           | 62.83 | 1.845  | 14:53:37.477 |
| 7 -                       | 36.306   | 49.950                   | 32.453   | 1:58.709 (2)       | 63.69 | 0.234  | 14:55:36.186 |
| 8 -                       | 36.898   | 49.638                   | 31.939   | 1:58.475 (1)       | 63.81 |        | 14:57:34.661 |

| P13 5 NC                  |          | Jonathon WILD            |          | Mini Cooper        |       |        |              |
|---------------------------|----------|--------------------------|----------|--------------------|-------|--------|--------------|
| IDEAL LAP TIME : 1:58.637 |          | BEST LAP TIME : 1:59.173 |          | DIFFERENCE : 0.536 |       |        |              |
| LAP                       | SECTOR 1 | SECTOR 2                 | SECTOR 3 | LAP TIME           | MPH   | DIFF   | TIME OF DAY  |
| 1 -                       |          | 54.405                   | 33.542   | 2:17.363           | 55.04 | 18.190 | 14:42:40.054 |
| 2 -                       | 39.775   | 52.415                   | 33.032   | 2:05.222           | 60.37 | 6.049  | 14:44:45.276 |
| 3 -                       | 55.465   | 1:20.617                 | 35.099   | 2:51.181           | 44.16 | 52.008 | 14:47:36.457 |
| 4 -                       | 38.052   | 50.980                   | 32.015   | 2:01.047           | 62.46 | 1.874  | 14:49:37.504 |
| 5 -                       | 36.766   | 50.607                   | 33.148   | 2:00.521 (3)       | 62.73 | 1.348  | 14:51:38.025 |
| 6 -                       | 37.797   | 50.644                   | 32.241   | 2:00.682           | 62.64 | 1.509  | 14:53:38.707 |
| 7 -                       | 36.651   | 49.992                   | 32.530   | 1:59.173 (1)       | 63.44 |        | 14:55:37.880 |
| 8 -                       | 37.113   | 49.971                   | 32.198   | 1:59.282 (2)       | 63.38 | 0.109  | 14:57:37.162 |

| P14 333                   |          | Ewan ROBERTSON           |          | Mini Cooper        |       |        |              |
|---------------------------|----------|--------------------------|----------|--------------------|-------|--------|--------------|
| IDEAL LAP TIME : 1:58.619 |          | BEST LAP TIME : 1:58.833 |          | DIFFERENCE : 0.214 |       |        |              |
| LAP                       | SECTOR 1 | SECTOR 2                 | SECTOR 3 | LAP TIME           | MPH   | DIFF   | TIME OF DAY  |
| 1 -                       |          | 53.503                   | 34.569   | 2:15.748           | 55.69 | 16.915 | 14:42:38.439 |
| 2 -                       | 37.247   | 51.729                   | 32.468   | 2:01.444 (3)       | 62.25 | 2.611  | 14:44:39.883 |
| 3 -                       | 54.447   | 1:21.611                 | 35.593   | 2:51.651           | 44.04 | 52.818 | 14:47:31.534 |
| 4 -                       | 37.172   | 51.203                   | 33.789   | 2:02.164           | 61.88 | 3.331  | 14:49:33.698 |
| 5 -                       | 36.798   | 51.410                   | 32.324   | 2:00.532 (2)       | 62.72 | 1.699  | 14:51:34.230 |
| 6 -                       | 39.095   | 50.668                   | 32.547   | 2:02.310           | 61.81 | 3.477  | 14:53:36.540 |
| 7 -                       | 36.228   | 50.254                   | 32.351   | 1:58.833 (1)       | 63.62 |        | 14:55:35.373 |
| 8 -                       | 48.026   | 50.216                   | 32.175   | 2:10.417           | 57.97 | 11.584 | 14:57:45.790 |

| P15 7 NC                  |          | Blair DRYBURGH  |          | Mini Cooper  |       |      |              |
|---------------------------|----------|-----------------|----------|--------------|-------|------|--------------|
| IDEAL LAP TIME : 2:32.353 |          | BEST LAP TIME : |          | DIFFERENCE : |       |      |              |
| LAP                       | SECTOR 1 | SECTOR 2        | SECTOR 3 | LAP TIME     | MPH   | DIFF | TIME OF DAY  |
| 1 -                       |          | 1:03.452        | 34.474   | 2:28.022     | 51.07 |      | 14:42:50.713 |
| 2 -                       | 55.480   | 1:02.399        | IN PIT   | 2:34.144 P   | 49.04 |      | 14:45:24.857 |

| P16 80 NC        |          | Ross FOSTER     |          | Mini Cooper  |       |      |              |
|------------------|----------|-----------------|----------|--------------|-------|------|--------------|
| IDEAL LAP TIME : |          | BEST LAP TIME : |          | DIFFERENCE : |       |      |              |
| LAP              | SECTOR 1 | SECTOR 2        | SECTOR 3 | LAP TIME     | MPH   | DIFF | TIME OF DAY  |
| 1 -              |          | 52.501          | 35.487   | 2:14.900     | 56.04 |      | 14:42:37.591 |

# 2024 Scottish Mini Cooper Cup

## RACE 12 - STATISTICS

|                               |                           |
|-------------------------------|---------------------------|
| <b>Competitors Started</b>    | 18                        |
| <b>Planned Start</b>          | 2024-09-08 @ 14:30:00.000 |
| <b>Actual Start</b>           | 2024-09-08 @ 14:40:22.690 |
| <b>Finish Time</b>            | 2024-09-08 @ 14:56:48.752 |
| <b>Track Length</b>           | 2.1001mi.                 |
| <b>Total Laps</b>             | 115                       |
| <b>Total Distance Covered</b> | 241.5198mi.               |

### Session Fastest Lap History

| NO | CL | NAME             | LAP TIME        | TIME OF DAY  | LAP | VEHICLE     |
|----|----|------------------|-----------------|--------------|-----|-------------|
| 18 |    | Daniel PATTERSON | <b>1:56.124</b> | 14:44:21.674 | 2   | Mini Cooper |
| 25 |    | Chad LITTLE      | <b>1:53.366</b> | 14:49:20.626 | 4   | Mini Cooper |
| 25 |    | Chad LITTLE      | <b>1:52.128</b> | 14:51:12.774 | 5   | Mini Cooper |
| 70 |    | Oly MORTIMER     | <b>1:51.758</b> | 14:51:14.121 | 5   | Mini Cooper |
| 70 |    | Oly MORTIMER     | <b>1:51.502</b> | 14:53:05.622 | 6   | Mini Cooper |
| 91 |    | Robbie DALGLEISH | <b>1:51.445</b> | 14:54:59.142 | 7   | Mini Cooper |
| 91 |    | Robbie DALGLEISH | <b>1:51.168</b> | 14:56:50.309 | 8   | Mini Cooper |

### Session Leader History

| NO | CL | NAME             | FROM LAP | LAPS LED | DISTANCE    | VEHICLE     |
|----|----|------------------|----------|----------|-------------|-------------|
| 18 |    | Daniel PATTERSON | 1        | 3        | 6.30 miles  | Mini Cooper |
| 25 |    | Chad LITTLE      | 4        | 5        | 10.50 miles | Mini Cooper |

### Flag History

| TYPE   | TIME OF DAY  |
|--------|--------------|
| GREEN  | 14:40:22.690 |
| SAFETY | 14:43:21.532 |
| GREEN  | 14:47:23.315 |
| FINISH | 14:56:48.752 |

### Flag Statistics

| TYPE       | COUNT | TOTAL LAPS | TOTAL TIME |
|------------|-------|------------|------------|
| Green      | 2     | 7          | 13:33.784  |
| Red        | 0     | 0          | 0.000      |
| Safety Car | 1     | 1          | 4:01.783   |
| FCY        | 0     | 0          | 0.000      |

## 2024 Scottish Mini Cooper Cup

### RACE 12 - STATISTICS

CLASS :

9 Starters

#### Fastest Lap History

| NO | NAME             | LAP TIME | TIME OF DAY  | LAP | VEHICLE     |
|----|------------------|----------|--------------|-----|-------------|
| 18 | Daniel PATTERSON | 1:56.124 | 14:44:21.674 | 2   | Mini Cooper |
| 25 | Chad LITTLE      | 1:53.366 | 14:49:20.626 | 4   | Mini Cooper |
| 25 | Chad LITTLE      | 1:52.128 | 14:51:12.774 | 5   | Mini Cooper |
| 70 | Oly MORTIMER     | 1:51.758 | 14:51:14.121 | 5   | Mini Cooper |
| 70 | Oly MORTIMER     | 1:51.502 | 14:53:05.622 | 6   | Mini Cooper |
| 91 | Robbie DALGLEISH | 1:51.445 | 14:54:59.142 | 7   | Mini Cooper |
| 91 | Robbie DALGLEISH | 1:51.168 | 14:56:50.309 | 8   | Mini Cooper |

#### Leader History

| NO | NAME             | FROM LAP | LAPS LED | DISTANCE    | VEHICLE     |
|----|------------------|----------|----------|-------------|-------------|
| 18 | Daniel PATTERSON | 1        | 3        | 6.30 miles  | Mini Cooper |
| 25 | Chad LITTLE      | 4        | 5        | 10.50 miles | Mini Cooper |



## 2024 Scottish Mini Cooper Cup

### RACE 12 - STATISTICS

CLASS : NC

8 Starters

#### Fastest Lap History

| NO | NAME             | LAP TIME | TIME OF DAY  | LAP | VEHICLE     |
|----|------------------|----------|--------------|-----|-------------|
| 53 | Stuart MCPHADEN  | 1:59.284 | 14:44:31.892 | 2   | Mini Cooper |
| 27 | Martin WIJETUNGA | 1:58.861 | 14:44:33.538 | 2   | Mini Cooper |
| 53 | Stuart MCPHADEN  | 1:55.302 | 14:49:24.537 | 4   | Mini Cooper |
| 53 | Stuart MCPHADEN  | 1:55.145 | 14:51:19.693 | 5   | Mini Cooper |
| 27 | Martin WIJETUNGA | 1:54.856 | 14:51:23.008 | 5   | Mini Cooper |
| 27 | Martin WIJETUNGA | 1:54.022 | 14:53:17.030 | 6   | Mini Cooper |

#### Leader History

| NO | NAME             | FROM LAP | LAPS LED | DISTANCE    | VEHICLE     |
|----|------------------|----------|----------|-------------|-------------|
| 53 | Stuart MCPHADEN  | 1        | 6        | 12.60 miles | Mini Cooper |
| 27 | Martin WIJETUNGA | 7        | 2        | 4.20 miles  | Mini Cooper |