



SCOTTISH MINI COOPER CUP

BARC War of the Wolds
Cadwell Park
11th / 12th April 2026



SPORTS TIMING

TIMING SOLUTIONS LTD

Timing & Results Provided by Timing Solutions Ltd

www.tsl-timing.com



CadwellPark

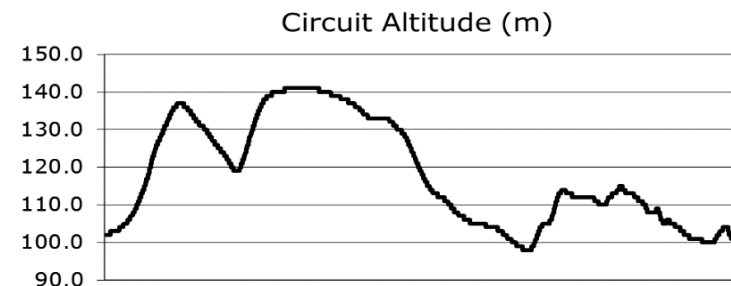
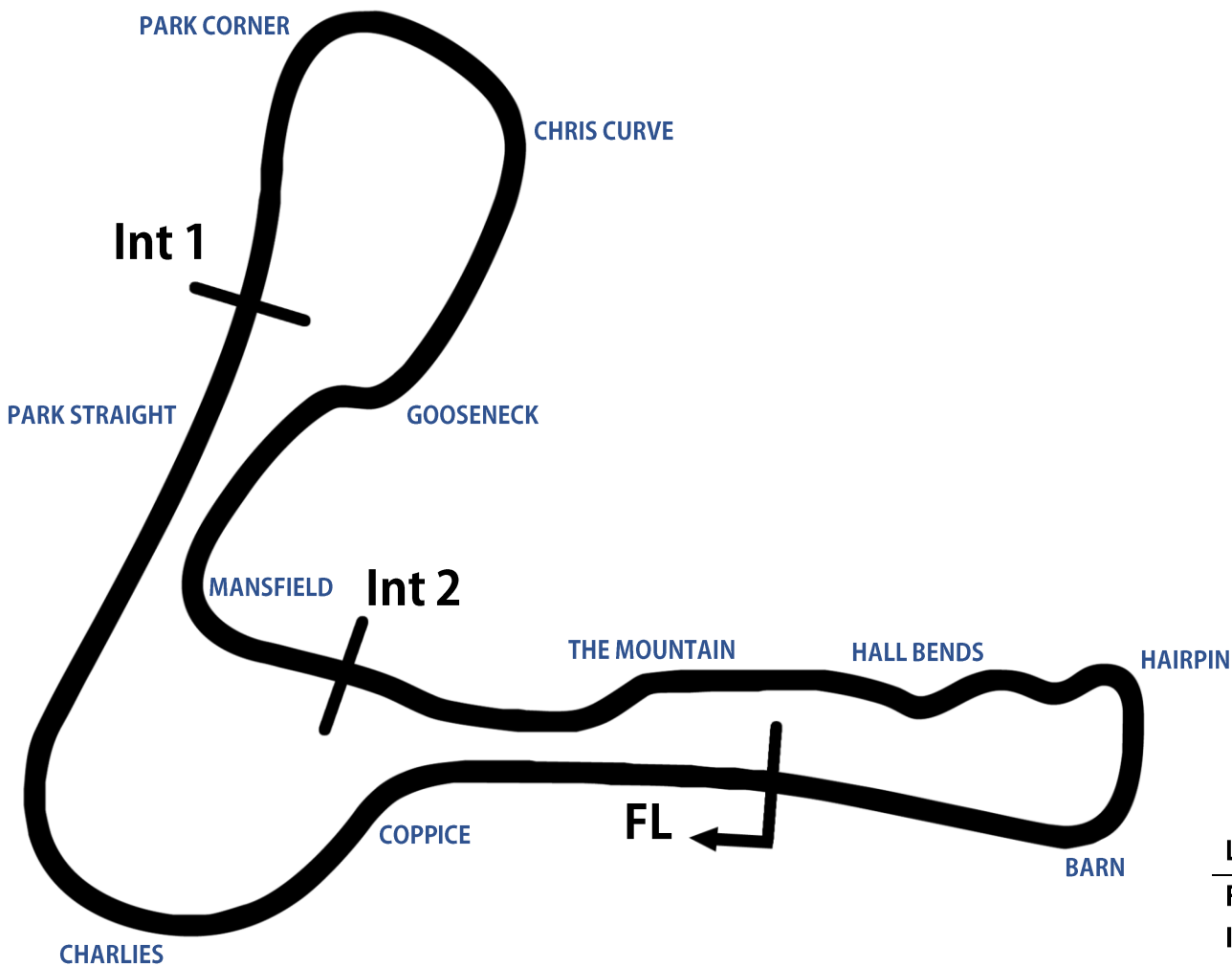
Cadwell Park Circuit

Louth, Lincolnshire, UK



SPORTS TIMING

TIMING SOLUTIONS LTD



Length	2.1869 miles 3.519 km 3519.6m		
FL		53.31024 N	0.05940 W
Int 1	1190m	53.30746 N	0.06718 W
Int 2	2330m	53.30708 N	0.06270 W
Pit Entry	3427m	53.31103 N	0.05889 W
Pit Exit	0m after FL	53.31030 N	0.05940 W
Pit Entry - Pit Exit	92m, 6.6s @ 50kph, 5.5s @ 60kph		

BARC War of the Wolds

Scottish MINI Cooper Cup

QUALIFYING - RACE 9 - CLASSIFICATION

POS	NO	CL	PIC	NAME	ENTRY	TIME	ON	LAPS	GAP	DIFF	MPH
1	25*		1	Chad LITTLE	MINI Cooper	1:45.281	4	8			74.78
2	91		2	Robbie DALGLEISH	MINI Cooper	1:45.477	3	7	0.196	0.196	74.64
3	65		3	Jack IRVINE	MINI Cooper	1:45.563	2	8	0.282	0.086	74.58
4	271		4	James HITCHEN	MINI Cooper	1:46.271	8	8	0.990	0.708	74.08
5	17		5	Chris COCKBURN	MINI Cooper	1:46.400	5	8	1.119	0.129	73.99
6	52		6	Michael WILLIAMS	MINI Cooper	1:46.545	4	8	1.264	0.145	73.89
7	88		7	Barry HOLMES	MINI Cooper	1:48.526	6	8	3.245	1.981	72.54
8	47	N	1	Presley BARRETT	MINI Cooper	1:49.315	6	7	4.034	0.789	72.02
9	27		8	Martin WIJETUNGA	MINI Cooper	1:50.771	1	1	5.490	1.456	71.07
10	59	N	2	Liam KELSO	MINI Cooper	1:51.723	5	8	6.442	0.952	70.47
11	15	N	3	Campbell SCOTT	MINI Cooper	1:58.062	7	7	12.781	6.339	66.68

No. 25 - 2 Lap times disallowed; exceeding track limits.

Weather / Track : Cloudy / Dry

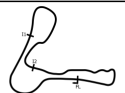
These results are provisional until the conclusion of any judicial and technical matters.

Date: 11/04/2026 Start: 13:36 Finish: 13:51

Cadwell Park: 2.1869 miles

Clerk Of Course: Craig Czornyj

Timekeeper: Richard Evans



Results can be found at www.tsl-timing.com

Printed - 13:54 Saturday, 11 April 2026

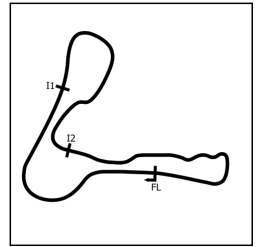


The British Automobile Racing Club

BARC War of the Wolds

Scottish MINI Cooper Cup

QUALIFYING - RACE 9 - SECTOR ANALYSIS



SECTOR 1 = FL to I1, SECTOR 2 = I1 to I2, SECTOR 3 = I2 to FL, DIFF = Difference To Personal Best Lap, P = Crossed Finish Line in Pit Lane, D = Time Disallowed

P1 25		Chad LITTLE		MINI Cooper			
IDEAL LAP TIME : 1:45.117		BEST LAP TIME : 1:45.281		DIFFERENCE : 0.164			
LAP	SECTOR 1	SECTOR 2	SECTOR 3	LAP TIME	MPH	DIFF	TIME OF DAY
1 -	32.384	34.245	42.497	1:49.126	72.14	3.845	13:39:04.449
2 -	30.603	33.534	41.782	1:45.919 (3)	74.33	0.638	13:40:50.368
3 -	30.450	33.340	41.623	1:45.413 (2)	74.68	0.132	13:42:35.781
4 -	30.338	33.223	41.720	1:45.281 (1)	74.78		13:44:21.062
5 -	32.218	35.052	44.083	1:51.353	70.70	6.072	13:46:12.415
6 -	30.319	33.306	43.226	1:46.854 D	73.68	1.570	13:47:59.266
7 -	30.299	33.269	41.899	1:45.467 D	74.65	0.186	13:49:44.733
8 -	30.476	33.195	42.529	1:46.200	74.13	0.919	13:51:30.933
9 -	34.215	39.505					

P2 91		Robbie DALGLEISH		MINI Cooper			
IDEAL LAP TIME : 1:45.091		BEST LAP TIME : 1:45.477		DIFFERENCE : 0.386			
LAP	SECTOR 1	SECTOR 2	SECTOR 3	LAP TIME	MPH	DIFF	TIME OF DAY
1 -	31.967	33.922	41.847	1:47.736	73.07	2.259	13:38:54.743
2 -	30.856	33.331	43.555	1:47.742	73.07	2.265	13:40:42.485
3 -	30.297	33.161	42.019	1:45.477 (1)	74.64		13:42:27.962
4 -	30.083	33.785	45.737	1:49.605	71.83	4.128	13:44:17.567
5 -	30.598	34.664	42.055	1:47.317	73.36	1.840	13:46:04.884
6 -	30.388	33.261	42.691	1:46.340 (2)	74.03	0.863	13:47:51.224
7 -	30.618	33.410	42.473	1:46.501 (3)	73.92	1.024	13:49:37.725
8 -	30.596	33.542					

P3 65		Jack IRVINE		MINI Cooper			
IDEAL LAP TIME : 1:45.344		BEST LAP TIME : 1:45.563		DIFFERENCE : 0.219			
LAP	SECTOR 1	SECTOR 2	SECTOR 3	LAP TIME	MPH	DIFF	TIME OF DAY
1 -	31.907	34.170	42.218	1:48.295	72.70	2.732	13:38:55.904
2 -	30.083	33.443	42.037	1:45.563 (1)	74.58		13:40:41.467
3 -	30.188	33.476	42.532	1:46.196	74.13	0.633	13:42:27.663
4 -	30.192	33.960	46.169	1:50.321	71.36	4.758	13:44:17.984
5 -	30.270	33.443	42.108	1:45.821 (3)	74.40	0.258	13:46:03.805
6 -	30.109	33.372	IN PIT	2:23.391 P	54.90	37.828	13:48:27.196
7 -	OUTLAP	33.341	42.314	1:50.694	71.12	5.131	13:50:17.890
8 -	30.062	33.245	42.427	1:45.734 (2)	74.46	0.171	13:52:03.624

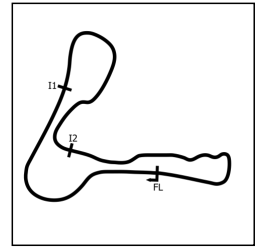
P4 271		James HITCHEN		MINI Cooper			
IDEAL LAP TIME : 1:46.086		BEST LAP TIME : 1:46.271		DIFFERENCE : 0.185			
LAP	SECTOR 1	SECTOR 2	SECTOR 3	LAP TIME	MPH	DIFF	TIME OF DAY
1 -	34.244	37.201	45.503	1:56.948	67.32	10.677	13:39:27.718
2 -	30.587	33.807	42.348	1:46.742	73.75	0.471	13:41:14.460
3 -	30.446	33.587	42.547	1:46.580	73.87	0.309	13:43:01.040
4 -	30.350	33.566	42.385	1:46.301 (2)	74.06	0.030	13:44:47.341
5 -	30.449	33.482	42.476	1:46.407 (3)	73.99	0.136	13:46:33.748
6 -	30.257	33.533	45.213	1:49.003	72.22	2.732	13:48:22.751
7 -	30.280	33.522	45.316	1:49.118	72.15	2.847	13:50:11.869
8 -	30.256	33.505	42.510	1:46.271 (1)	74.08		13:51:58.140

P5 17		Chris COCKBURN		MINI Cooper			
IDEAL LAP TIME : 1:45.971		BEST LAP TIME : 1:46.400		DIFFERENCE : 0.429			
LAP	SECTOR 1	SECTOR 2	SECTOR 3	LAP TIME	MPH	DIFF	TIME OF DAY
1 -	33.094	49.108	43.268	2:05.470	62.74	19.070	13:39:19.902
2 -	30.836	34.088	42.623	1:47.547	73.20	1.147	13:41:07.449
3 -	30.831	33.489	42.196	1:46.516 (2)	73.91	0.116	13:42:53.965
4 -	30.637	33.742	45.641	1:50.020	71.56	3.620	13:44:43.985
5 -	30.315	33.503	42.582	1:46.400 (1)	73.99		13:46:30.385
6 -	30.367	35.994	45.835	1:52.196	70.17	5.796	13:48:22.581
7 -	31.030	33.641	43.217	1:47.888	72.97	1.488	13:50:10.469
8 -	30.286	33.757	42.583	1:46.626 (3)	73.83	0.226	13:51:57.095

BARC War of the Wolds

Scottish MINI Cooper Cup

QUALIFYING - RACE 9 - SECTOR ANALYSIS



SECTOR 1 = FL to I1, SECTOR 2 = I1 to I2, SECTOR 3 = I2 to FL, DIFF = Difference To Personal Best Lap, P = Crossed Finish Line in Pit Lane, D = Time Disallowed

P6 52		Michael WILLIAMS		MINI Cooper			
IDEAL LAP TIME : 1:46.132		BEST LAP TIME : 1:46.545		DIFFERENCE : 0.413			
LAP	SECTOR 1	SECTOR 2	SECTOR 3	LAP TIME	MPH	DIFF	TIME OF DAY
1 -	32.893	35.938	44.284	1:53.115	69.60	6.570	13:39:18.069
2 -	33.619	34.595	43.012	1:51.226	70.78	4.681	13:41:09.295
3 -	30.436	33.625	42.654	1:46.715 (3)	73.77	0.170	13:42:56.010
4 -	30.563	33.425	42.557	1:46.545 (1)	73.89		13:44:42.555
5 -	31.675	34.402	42.535	1:48.612	72.48	2.067	13:46:31.167
6 -	30.198	34.744	42.849	1:47.791	73.04	1.246	13:48:18.958
7 -	30.525	33.475	43.830	1:47.830	73.01	1.285	13:50:06.788
8 -	30.630	33.523	42.509	1:46.662 (2)	73.81	0.117	13:51:53.450

P7 88		Barry HOLMES		MINI Cooper			
IDEAL LAP TIME : 1:48.347		BEST LAP TIME : 1:48.526		DIFFERENCE : 0.179			
LAP	SECTOR 1	SECTOR 2	SECTOR 3	LAP TIME	MPH	DIFF	TIME OF DAY
1 -	37.697	42.178	46.901	2:06.776	62.10	18.250	13:39:31.946
2 -	33.647	35.998	44.087	1:53.732	69.22	5.206	13:41:25.678
3 -	31.279	34.776	43.143	1:49.198	72.10	0.672	13:43:14.876
4 -	31.244	34.578	43.316	1:49.138	72.13	0.612	13:45:04.014
5 -	31.124	34.711	43.256	1:49.091 (3)	72.17	0.565	13:46:53.105
6 -	30.980	34.591	42.955	1:48.526 (1)	72.54		13:48:41.631
7 -	30.912	36.157	56.293	2:03.362	63.82	14.836	13:50:44.993
8 -	31.110	34.480	43.019	1:48.609 (2)	72.49	0.083	13:52:33.602

P8 47 N		Presley BARRETT		MINI Cooper			
IDEAL LAP TIME : 1:49.071		BEST LAP TIME : 1:49.315		DIFFERENCE : 0.244			
LAP	SECTOR 1	SECTOR 2	SECTOR 3	LAP TIME	MPH	DIFF	TIME OF DAY
1 -	38.408	45.598	52.999	2:17.005	57.46	27.690	13:39:58.240
2 -	38.409	36.487	IN PIT	4:03.270 P	32.36	2:13.955	13:44:01.510
3 -	OUTLAP	36.210	45.404	2:02.039	64.51	12.724	13:46:03.549
4 -	36.190	35.189	44.272	1:55.651	68.07	6.336	13:47:59.200
5 -	31.499	34.523	43.939	1:49.961 (2)	71.59	0.646	13:49:49.161
6 -	31.335	34.374	43.606	1:49.315 (1)	72.02		13:51:38.476
7 -	31.091	35.026	44.009	1:50.126 (3)	71.49	0.811	13:53:28.602

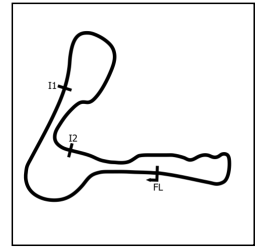
P9 27		Martin WIJETUNGA		MINI Cooper			
IDEAL LAP TIME :		BEST LAP TIME : 1:50.771		DIFFERENCE :			
LAP	SECTOR 1	SECTOR 2	SECTOR 3	LAP TIME	MPH	DIFF	TIME OF DAY
1 -				1:50.771 (1)	71.07		13:39:05.920

P10 59 N		Liam KELSO		MINI Cooper			
IDEAL LAP TIME : 1:51.369		BEST LAP TIME : 1:51.723		DIFFERENCE : 0.354			
LAP	SECTOR 1	SECTOR 2	SECTOR 3	LAP TIME	MPH	DIFF	TIME OF DAY
1 -	38.476	40.190	47.748	2:06.414	62.28	14.691	13:39:34.011
2 -	34.511	36.386	44.638	1:55.535	68.14	3.812	13:41:29.546
3 -	33.177	35.151	44.114	1:52.442 (3)	70.02	0.719	13:43:21.988
4 -	32.854	35.085	43.925	1:51.864 (2)	70.38	0.141	13:45:13.852
5 -	33.035	35.052	43.636	1:51.723 (1)	70.47		13:47:05.575
6 -	32.681	35.998	44.497	1:53.176	69.56	1.453	13:48:58.751
7 -	32.791	35.434	45.028	1:53.253	69.51	1.530	13:50:52.004
8 -	33.871	35.824	44.488	1:54.183	68.95	2.460	13:52:46.187

BARC War of the Wolds

Scottish MINI Cooper Cup

QUALIFYING - RACE 9 - SECTOR ANALYSIS



SECTOR 1 = FL to I1, SECTOR 2 = I1 to I2, SECTOR 3 = I2 to FL, DIFF = Difference To Personal Best Lap, P = Crossed Finish Line in Pit Lane, D = Time Disallowed

P11 15 N		Campbell SCOTT		MINI Cooper			
IDEAL LAP TIME : 1:57.973		BEST LAP TIME : 1:58.062		DIFFERENCE : 0.089			
LAP	SECTOR 1	SECTOR 2	SECTOR 3	LAP TIME	MPH	DIFF	TIME OF DAY
1 -	44.509	46.496	54.382	2:25.387	54.15	27.325	13:39:57.833
2 -	38.773	40.780	53.009	2:12.562	59.39	14.500	13:42:10.395
3 -	36.883	41.686	49.728	2:08.297	61.36	10.235	13:44:18.692
4 -	35.910	39.519	47.439	2:02.868 (3)	64.07	4.806	13:46:21.560
5 -	35.894	38.388	58.668	2:12.950	59.21	14.888	13:48:34.510
6 -	35.465	37.281	46.719	1:59.465 (2)	65.90	1.403	13:50:33.975
7 -	34.543	37.370	46.149	1:58.062 (1)	66.68		13:52:32.037

BARC War of the Wolds

Scottish MINI Cooper Cup

QUALIFYING - RACE 9 - STATISTICS

Competitors Started 11
Planned Start 2026-04-11 @ 13:35:00.000
Actual Start 2026-04-11 @ 13:36:42.743
Finish Time 2026-04-11 @ 13:51:48.251
Track Length 2.1869mi.
Total Laps 78
Total Distance Covered 170.5859mi.

Session Fastest Lap History

NO	CL	NAME	LAP TIME	TIME OF DAY	LAP	VEHICLE
91		Robbie DALGLEISH	1:47.736	13:38:54.760	1	MINI Cooper
65		Jack IRVINE	1:45.563	13:40:41.481	2	MINI Cooper
91		Robbie DALGLEISH	1:45.477	13:42:27.978	3	MINI Cooper
25		Chad LITTLE	1:45.413	13:42:35.795	3	MINI Cooper
25		Chad LITTLE	1:45.281	13:44:21.077	4	MINI Cooper

Flag History

TYPE	TIME OF DAY
GREEN	13:36:42.743
FINISH	13:51:48.251

Flag Statistics

TYPE	COUNT	TOTAL LAPS	TOTAL TIME
Green	1	8	17:18.053
Red	0	0	0.000
Safety Car	0	0	0.000
FCY	0	0	0.000

BARC War of the Wolds

Scottish MINI Cooper Cup

QUALIFYING - RACE 9 - STATISTICS

CLASS :

8 Starters

Fastest Lap History

NO	NAME	LAP TIME	TIME OF DAY	LAP	VEHICLE
91	Robbie DALGLEISH	1:47.736	13:38:54.760	1	MINI Cooper
65	Jack IRVINE	1:45.563	13:40:41.481	2	MINI Cooper
91	Robbie DALGLEISH	1:45.477	13:42:27.978	3	MINI Cooper
25	Chad LITTLE	1:45.413	13:42:35.795	3	MINI Cooper
25	Chad LITTLE	1:45.281	13:44:21.077	4	MINI Cooper

BARC War of the Wolds

Scottish MINI Cooper Cup

QUALIFYING - RACE 9 - STATISTICS


CLASS : N

3 Starters

Fastest Lap History

NO	NAME	LAP TIME	TIME OF DAY	LAP	VEHICLE
59	Liam KELSO	2:06.414	13:39:34.022	1	MINI Cooper
59	Liam KELSO	1:55.535	13:41:29.558	2	MINI Cooper
59	Liam KELSO	1:52.442	13:43:21.999	3	MINI Cooper
59	Liam KELSO	1:51.864	13:45:13.864	4	MINI Cooper
59	Liam KELSO	1:51.723	13:47:05.587	5	MINI Cooper
47	Presley BARRETT	1:49.961	13:49:49.174	5	MINI Cooper
47	Presley BARRETT	1:49.315	13:51:38.490	6	MINI Cooper

BARC War of the Wolds
Scottish MINI Cooper Cup
RACE 9 - GRID (15 minutes)

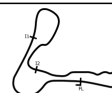
ROW 6		11	27	1:50.771	Martin WIJETUNGA	
ROW 5		10	15	1:58.062	Campbell SCOTT	9
						59
						Liam KELSO
ROW 4	8	47	1:49.315	Presley BARRETT	7	88
						Barry HOLMES
ROW 3		6	52	1:46.545	Michael WILLIAMS	5
						17
						Chris COCKBURN
ROW 2	4	271	1:46.271	James HITCHEN	3	65
						Jack IRVINE
ROW 1		2	91	1:45.477	Robbie DALGLEISH	1
						25
						Chad LITTLE
						Pole
						
#27 - Starts from the Back of the Grid						

These results are provisional until the conclusion of any judicial and technical matters.

Cadwell Park: 2.1869 miles

Clerk Of Course: Craig Czornyj

Timekeeper: Richard Evans



Results can be found at www.tsl-timing.com

Printed - 14:21 Saturday, 11 April 2026



The British Automobile Racing Club

BARC War of the Wolds

Scottish MINI Cooper Cup

RACE 9 - CLASSIFICATION

Race Distance: 9 Laps / 19.68 miles

POS	NO	CL	PIC	NAME	ENTRY	LAPS	TIME	GAP	DIFF	MPH	BEST	ON	GRD	↑↓
1	65		1	Jack IRVINE	MINI Cooper	9	16:07.805			73.21	1:45.847	6	3	2
2	25		2	Chad LITTLE	MINI Cooper	9	16:09.208	1.403	1.403	73.10	1:45.555	9	1	-1
3	91		3	Robbie DALGLEISH	MINI Cooper	9	16:11.021	3.216	1.813	72.97	1:45.731	6	2	-1
4	27*		4	Martin WIJETUNGA	MINI Cooper	9	16:16.395	8.590	5.374	72.57	1:46.548	5	11	7
5	17		5	Chris COCKBURN	MINI Cooper	9	16:17.748	9.943	1.353	72.47	1:46.643	5	5	0
6	271		6	James HITCHEN	MINI Cooper	9	16:18.025	10.220	0.277	72.45	1:46.378	5	4	-2
7	52		7	Michael WILLIAMS	MINI Cooper	9	16:30.519	22.714	12.494	71.53	1:46.771	3	6	-1
8	88		8	Barry HOLMES	MINI Cooper	9	16:32.850	25.045	2.331	71.36	1:48.374	9	7	-1
9	47	N	1	Presley BARRETT	MINI Cooper	9	16:57.564	49.759	24.714	69.63	1:49.075	9	8	-1
10	15	N	2	Campbell SCOTT	MINI Cooper	9	17:07.260	59.455	9.696	68.97	1:50.397	9	10	0
11	59	N	3	Liam KELSO	MINI Cooper	9	17:08.923	1:01.118	1.663	68.86	1:51.226	6	9	-2

FASTEST LAP

25		Chad LITTLE	MINI Cooper	9	1:45.555	74.58 mph	120.03 kph
47	N	Presley BARRETT	MINI Cooper	9	1:49.075	72.18 mph	116.16 kph

#15 - No working transponder, please fix for Race 2.

Weather / Track : Sunny / Dry

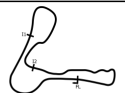
These results are provisional until the conclusion of any judicial and technical matters.

Date: 12/04/2026 Start: 09:39 Finish: 09:55

Cadwell Park: 2.1869 miles

Clerk Of Course: Craig Czornyj

Timekeeper: Richard Evans



Results can be found at www.tsl-timing.com

Printed - 09:58 Sunday, 12 April 2026



The British Automobile Racing Club

BARC War of the Wolds
Scottish MINI Cooper Cup
RACE 9 - LAP CHART

LAP 1 @ 09:41:10.619			LAP 2 @ 09:42:58.872			LAP 3 @ 09:44:44.769			LAP 4 @ 09:46:31.260			LAP 5 @ 09:48:17.305		
NO	BEHIND	LAP TIME	NO	BEHIND	LAP TIME	NO	BEHIND	LAP TIME	NO	BEHIND	LAP TIME	NO	BEHIND	LAP TIME
91		1:57.025	65		1:47.609	65		1:45.897	65		1:46.491	65		1:46.045
25	0.235	1:57.260	25	0.184	1:48.202	91	0.850	1:46.246	91	1.109	1:46.750	91	0.886	1:45.822
65	0.644	1:57.669	91	0.501	1:48.754	25	1.032	1:46.745	25	1.417	1:46.876	25	1.166	1:45.794
27	2.126	1:59.151	27	0.929	1:47.056	27	1.858	1:46.826	27	2.205	1:46.838	27	2.708	1:46.548
17	2.588	1:59.613	17	1.424	1:47.089	17	2.175	1:46.648	271	2.770	1:46.680	271	3.103	1:46.378
271	2.832	1:59.857	271	1.838	1:47.259	271	2.581	1:46.640	17	3.567	1:47.883	17	4.165	1:46.643
88	4.043	2:01.068	88	4.909	1:49.119	88	8.310	1:49.298	88	10.858	1:49.039	88	13.803	1:48.990
15	7.972	2:04.997	52	15.327	1:49.257	52	16.201	1:46.771	52	17.068	1:47.358	52	17.900	1:46.877
59	9.304	2:06.329	15	16.704	1:56.985	15	26.031	1:55.224	15	32.126	1:52.586	47	36.831	1:50.399
47	9.787	2:06.812	47	16.989	1:55.455	47	26.244	1:55.152	47	32.477	1:52.724	15	38.011	1:51.930
52	14.323	2:11.348	59	17.931	1:56.880	59	27.430	1:55.396	59	33.569	1:52.630	59	39.296	1:51.772

BARC War of the Wolds
Scottish MINI Cooper Cup
RACE 9 - LAP CHART

LAP 6 @ 09:50:03.152			LAP 7 @ 09:51:49.334			LAP 8 @ 09:53:35.299			LAP 9 @ 09:55:21.399		
NO	BEHIND	LAP TIME	NO	BEHIND	LAP TIME	NO	BEHIND	LAP TIME	NO	BEHIND	LAP TIME
65		1:45.847	65		1:46.182	65		1:45.965	65		1:46.100
91	0.770	1:45.731	91	0.481	1:45.893	91	0.828	1:46.312	25	1.403	1:45.555
25	1.034	1:45.715	25	0.781	1:45.929	25	1.948	1:47.132	91	3.216	1:48.488
27	4.414	1:47.553	27	5.130	1:46.898	27	7.286	1:48.121	27	8.590	1:47.404
271	4.760	1:47.504	271	5.365	1:46.787	271	7.624	1:48.224	17	9.943	1:48.132
17	5.036	1:46.718	17	5.848	1:46.994	17	7.911	1:48.028	271	10.220	1:48.696
88	16.803	1:48.847	88	19.443	1:48.822	52	20.649	1:46.983	52	22.714	1:48.165
52	18.928	1:46.875	52	19.631	1:46.885	88	22.771	1:49.293	88	25.045	1:48.374
47	40.190	1:49.206	47	43.268	1:49.260	47	46.784	1:49.481	47	49.759	1:49.075
15	43.662	1:51.498	15	49.294	1:51.814	15	55.158	1:51.829	15	59.455	1:50.397
59	44.675	1:51.226	59	50.208	1:51.715	59	55.786	1:51.543	59	1:01.118	1:51.432

BARC War of the Wolds

Scottish MINI Cooper Cup

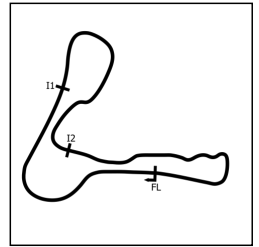
RACE 9 - POSITION CHART

No	Name	Lap Pos	Lap								
			1	2	3	4	5	6	7	8	9
25	LITTLE	1	91	65	65	65	65	65	65	65	65
91	DALGLEISH	2	25	25	91	91	91	91	91	91	25
65	IRVINE	3	65	91	25	25	25	25	25	25	91
271	HITCHEN	4	27	27	27	27	27	27	27	27	27
17	COCKBURN	5	17	17	17	271	271	271	271	271	17
52	WILLIAMS	6	271	271	271	17	17	17	17	17	271
88	HOLMES	7	88	88	88	88	88	88	88	52	52
47	BARRETT	8	15	52	52	52	52	52	52	88	88
59	KELSO	9	59	15	15	15	47	47	47	47	47
15	SCOTT	10	47	47	47	47	15	15	15	15	15
27	WIJETUNGA	11	52	59	59	59	59	59	59	59	59

BARC War of the Wolds

Scottish MINI Cooper Cup

RACE 9 - SECTOR ANALYSIS



SECTOR 1 = FL to I1, SECTOR 2 = I1 to I2, SECTOR 3 = I2 to FL, DIFF = Difference To Personal Best Lap, P = Crossed Finish Line in Pit Lane, D = Time Disallowed

P1 65		Jack IRVINE		MINI Cooper			
IDEAL LAP TIME : 1:45.655		BEST LAP TIME : 1:45.847		DIFFERENCE : 0.192			
LAP	SECTOR 1	SECTOR 2	SECTOR 3	LAP TIME	MPH	DIFF	TIME OF DAY
1 -		36.642	42.224	1:57.669	66.90	11.822	09:41:11.263
2 -	30.278	34.391	42.940	1:47.609	73.16	1.762	09:42:58.872
3 -	30.142	33.594	42.161	1:45.897 (2)	74.34	0.050	09:44:44.769
4 -	30.399	33.882	42.210	1:46.491	73.93	0.644	09:46:31.260
5 -	30.464	33.397	42.184	1:46.045	74.24	0.198	09:48:17.305
6 -	30.287	33.444	42.116	1:45.847 (1)	74.38		09:50:03.152
7 -	30.451	33.531	42.200	1:46.182	74.14	0.335	09:51:49.334
8 -	30.283	33.421	42.261	1:45.965 (3)	74.30	0.118	09:53:35.299
9 -	30.341	33.514	42.245	1:46.100	74.20	0.253	09:55:21.399

P2 25		Chad LITTLE		MINI Cooper			
IDEAL LAP TIME : 1:45.379		BEST LAP TIME : 1:45.555		DIFFERENCE : 0.176			
LAP	SECTOR 1	SECTOR 2	SECTOR 3	LAP TIME	MPH	DIFF	TIME OF DAY
1 -		36.472	42.101	1:57.260	67.14	11.705	09:41:10.854
2 -	30.453	34.281	43.468	1:48.202	72.76	2.647	09:42:59.056
3 -	30.211	33.618	42.916	1:46.745	73.75	1.190	09:44:45.801
4 -	30.087	33.680	43.109	1:46.876	73.66	1.321	09:46:32.677
5 -	30.176	33.365	42.253	1:45.794 (3)	74.42	0.239	09:48:18.471
6 -	30.196	33.365	42.154	1:45.715 (2)	74.47	0.160	09:50:04.186
7 -	30.262	33.412	42.255	1:45.929	74.32	0.374	09:51:50.115
8 -	30.313	34.505	42.314	1:47.132	73.49	1.577	09:53:37.247
9 -	30.263	33.350	41.942	1:45.555 (1)	74.58		09:55:22.802

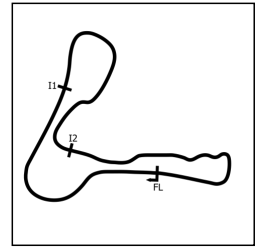
P3 91		Robbie DALGLEISH		MINI Cooper			
IDEAL LAP TIME : 1:45.249		BEST LAP TIME : 1:45.731		DIFFERENCE : 0.482			
LAP	SECTOR 1	SECTOR 2	SECTOR 3	LAP TIME	MPH	DIFF	TIME OF DAY
1 -		35.591	42.406	1:57.025	67.27	11.294	09:41:10.619
2 -	30.454	34.239	44.061	1:48.754	72.39	3.023	09:42:59.373
3 -	30.087	33.837	42.322	1:46.246	74.10	0.515	09:44:45.619
4 -	29.987	33.936	42.827	1:46.750	73.75	1.019	09:46:32.369
5 -	30.162	33.344	42.316	1:45.822 (2)	74.40	0.091	09:48:18.191
6 -	30.259	33.263	42.209	1:45.731 (1)	74.46		09:50:03.922
7 -	30.191	33.366	42.336	1:45.893 (3)	74.35	0.162	09:51:49.815
8 -	30.595	33.718	41.999	1:46.312	74.05	0.581	09:53:36.127
9 -	30.344	33.559	44.585	1:48.488	72.57	2.757	09:55:24.615

P4 27		Martin WIJETUNGA		MINI Cooper			
IDEAL LAP TIME : 1:46.434		BEST LAP TIME : 1:46.548		DIFFERENCE : 0.114			
LAP	SECTOR 1	SECTOR 2	SECTOR 3	LAP TIME	MPH	DIFF	TIME OF DAY
1 -		35.545	43.128	1:59.151	66.07	12.603	09:41:12.745
2 -	30.234	33.950	42.872	1:47.056	73.54	0.508	09:42:59.801
3 -	30.168	33.806	42.852	1:46.826 (2)	73.70	0.278	09:44:46.627
4 -	30.129	33.782	42.927	1:46.838 (3)	73.69	0.290	09:46:33.465
5 -	30.204	33.743	42.601	1:46.548 (1)	73.89		09:48:20.013
6 -	30.274	34.071	43.208	1:47.553	73.20	1.005	09:50:07.566
7 -	30.267	33.704	42.927	1:46.898	73.65	0.350	09:51:54.464
8 -	30.260	34.142	43.719	1:48.121	72.81	1.573	09:53:42.585
9 -	30.517	34.033	42.854	1:47.404	73.30	0.856	09:55:29.989

BARC War of the Wolds

Scottish MINI Cooper Cup

RACE 9 - SECTOR ANALYSIS



SECTOR 1 = FL to I1, SECTOR 2 = I1 to I2, SECTOR 3 = I2 to FL, DIFF = Difference To Personal Best Lap, P = Crossed Finish Line in Pit Lane, D = Time Disallowed

P5 17		Chris COCKBURN		MINI Cooper			
IDEAL LAP TIME : 1:45.899		BEST LAP TIME : 1:46.643		DIFFERENCE : 0.744			
LAP	SECTOR 1	SECTOR 2	SECTOR 3	LAP TIME	MPH	DIFF	TIME OF DAY
1 -		36.960	43.190	1:59.613	65.82	12.970	09:41:13.207
2 -	30.419	33.879	42.791	1:47.089	73.52	0.446	09:43:00.296
3 -	30.174	33.797	42.677	1:46.648 (2)	73.82	0.005	09:44:46.944
4 -	30.159	34.829	42.895	1:47.883	72.97	1.240	09:46:34.827
5 -	30.447	33.837	42.359	1:46.643 (1)	73.82		09:48:21.470
6 -	30.119	33.421	43.178	1:46.718 (3)	73.77	0.075	09:50:08.188
7 -	30.140	33.785	43.069	1:46.994	73.58	0.351	09:51:55.182
8 -	30.159	34.322	43.547	1:48.028	72.88	1.385	09:53:43.210
9 -	30.287	33.962	43.883	1:48.132	72.81	1.489	09:55:31.342

P6 271		James HITCHEN		MINI Cooper			
IDEAL LAP TIME : 1:46.071		BEST LAP TIME : 1:46.378		DIFFERENCE : 0.307			
LAP	SECTOR 1	SECTOR 2	SECTOR 3	LAP TIME	MPH	DIFF	TIME OF DAY
1 -		37.003	43.501	1:59.857	65.68	13.479	09:41:13.451
2 -	30.451	34.045	42.763	1:47.259	73.40	0.881	09:43:00.710
3 -	30.027	33.913	42.700	1:46.640 (2)	73.82	0.262	09:44:47.350
4 -	29.953	34.304	42.423	1:46.680 (3)	73.80	0.302	09:46:34.030
5 -	30.066	33.695	42.617	1:46.378 (1)	74.01		09:48:20.408
6 -	30.025	34.359	43.120	1:47.504	73.23	1.126	09:50:07.912
7 -	30.135	33.845	42.807	1:46.787	73.72	0.409	09:51:54.699
8 -	30.231	34.113	43.880	1:48.224	72.74	1.846	09:53:42.923
9 -	30.356	34.040	44.300	1:48.696	72.43	2.318	09:55:31.619

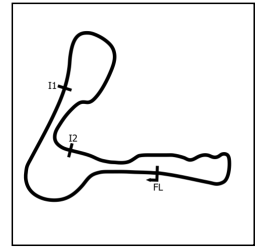
P7 52		Michael WILLIAMS		MINI Cooper			
IDEAL LAP TIME : 1:46.448		BEST LAP TIME : 1:46.771		DIFFERENCE : 0.323			
LAP	SECTOR 1	SECTOR 2	SECTOR 3	LAP TIME	MPH	DIFF	TIME OF DAY
1 -		48.759	42.805	2:11.348	59.94	24.577	09:41:24.942
2 -	30.614	34.962	43.681	1:49.257	72.06	2.486	09:43:14.199
3 -	30.532	33.472	42.767	1:46.771 (1)	73.73		09:45:00.970
4 -	30.726	33.675	42.957	1:47.358	73.33	0.587	09:46:48.328
5 -	30.532	33.722	42.623	1:46.877 (3)	73.66	0.106	09:48:35.205
6 -	30.353	33.547	42.975	1:46.875 (2)	73.66	0.104	09:50:22.080
7 -	30.389	33.533	42.963	1:46.885	73.66	0.114	09:52:08.965
8 -	30.513	33.798	42.672	1:46.983	73.59	0.212	09:53:55.948
9 -	30.545	33.999	43.621	1:48.165	72.78	1.394	09:55:44.113

P8 88		Barry HOLMES		MINI Cooper			
IDEAL LAP TIME : 1:48.096		BEST LAP TIME : 1:48.374		DIFFERENCE : 0.278			
LAP	SECTOR 1	SECTOR 2	SECTOR 3	LAP TIME	MPH	DIFF	TIME OF DAY
1 -		36.313	43.797	2:01.068	65.03	12.694	09:41:14.662
2 -	30.913	34.829	43.377	1:49.119	72.15	0.745	09:43:03.781
3 -	31.100	34.795	43.403	1:49.298	72.03	0.924	09:44:53.079
4 -	31.239	34.336	43.464	1:49.039	72.20	0.665	09:46:42.118
5 -	31.015	34.468	43.507	1:48.990	72.23	0.616	09:48:31.108
6 -	31.090	34.454	43.303	1:48.847 (3)	72.33	0.473	09:50:19.955
7 -	30.896	34.306	43.620	1:48.822 (2)	72.34	0.448	09:52:08.777
8 -	31.657	34.148	43.488	1:49.293	72.03	0.919	09:53:58.070
9 -	30.964	34.358	43.052	1:48.374 (1)	72.64		09:55:46.444

BARC War of the Wolds

Scottish MINI Cooper Cup

RACE 9 - SECTOR ANALYSIS



SECTOR 1 = FL to I1, SECTOR 2 = I1 to I2, SECTOR 3 = I2 to FL, DIFF = Difference To Personal Best Lap, P = Crossed Finish Line in Pit Lane, D = Time Disallowed

P9 47 N Presley BARRETT		MINI Cooper					
IDEAL LAP TIME : 1:48.849		BEST LAP TIME : 1:49.075		DIFFERENCE : 0.226			
LAP	SECTOR 1	SECTOR 2	SECTOR 3	LAP TIME	MPH	DIFF	TIME OF DAY
1 -		38.440	46.791	2:06.812	62.08	17.737	09:41:20.406
2 -	32.281	38.046	45.128	1:55.455	68.19	6.380	09:43:15.861
3 -	34.064	36.943	44.145	1:55.152	68.37	6.077	09:45:11.013
4 -	32.997	35.726	44.001	1:52.724	69.84	3.649	09:47:03.737
5 -	31.556	34.847	43.996	1:50.399	71.31	1.324	09:48:54.136
6 -	31.117	34.315	43.774	1:49.206 (2)	72.09	0.131	09:50:43.342
7 -	30.974	34.641	43.645	1:49.260 (3)	72.05	0.185	09:52:32.602
8 -	31.109	34.475	43.897	1:49.481	71.91	0.406	09:54:22.083
9 -	30.889	34.530	43.656	1:49.075 (1)	72.18		09:56:11.158

P10 15 N Campbell SCOTT		MINI Cooper					
IDEAL LAP TIME :		BEST LAP TIME : 1:50.397		DIFFERENCE :			
LAP	SECTOR 1	SECTOR 2	SECTOR 3	LAP TIME	MPH	DIFF	TIME OF DAY
1 -				2:04.997	62.98	14.600	09:41:18.591
2 -				1:56.985	67.30	6.588	09:43:15.576
3 -				1:55.224	68.32	4.827	09:45:10.800
4 -				1:52.586	69.93	2.189	09:47:03.386
5 -				1:51.930	70.34	1.533	09:48:55.316
6 -				1:51.498 (2)	70.61	1.101	09:50:46.814
7 -				1:51.814 (3)	70.41	1.417	09:52:38.628
8 -				1:51.829	70.40	1.432	09:54:30.457
9 -				1:50.397 (1)	71.31		09:56:20.854

P11 59 N Liam KELSO		MINI Cooper					
IDEAL LAP TIME : 1:50.914		BEST LAP TIME : 1:51.226		DIFFERENCE : 0.312			
LAP	SECTOR 1	SECTOR 2	SECTOR 3	LAP TIME	MPH	DIFF	TIME OF DAY
1 -		37.417	44.857	2:06.329	62.32	15.103	09:41:19.923
2 -	33.018	38.118	45.744	1:56.880	67.36	5.654	09:43:16.803
3 -	33.205	37.394	44.797	1:55.396	68.22	4.170	09:45:12.199
4 -	32.667	35.731	44.232	1:52.630	69.90	1.404	09:47:04.829
5 -	32.276	35.474	44.022	1:51.772	70.43	0.546	09:48:56.601
6 -	32.276	35.172	43.778	1:51.226 (1)	70.78		09:50:47.827
7 -	32.626	35.237	43.852	1:51.715	70.47	0.489	09:52:39.542
8 -	32.371	35.384	43.788	1:51.543 (3)	70.58	0.317	09:54:31.085
9 -	32.027	35.109	44.296	1:51.432 (2)	70.65	0.206	09:56:22.517

BARC War of the Wolds

Scottish MINI Cooper Cup

RACE 9 - BEST SECTORS

POS	SECTOR 1		SECTOR 2		SECTOR 3		IDEAL / BEST COMPARISON					
	NO	TIME	NO	TIME	NO	TIME	POS	NO	NAME	IDEAL	BEST	DIFF
1	271	29.953	91	33.263	25	41.942	1	91	DALGLEISH	1:45.249	1:45.731	0.482
2	91	29.987	25	33.350	91	41.999	2	25	LITTLE	1:45.379	1:45.555	0.176
3	25	30.087	65	33.397	65	42.116	3	65	IRVINE	1:45.655	1:45.847	0.192
4	17	30.119	17	33.421	17	42.359	4	17	COCKBURN	1:45.899	1:46.643	0.744
5	27	30.129	52	33.472	271	42.423	5	271	HITCHEN	1:46.071	1:46.378	0.307
6	65	30.142	271	33.695	27	42.601	6	27	WIJETUNGA	1:46.434	1:46.548	0.114
7	52	30.353	27	33.704	52	42.623	7	52	WILLIAMS	1:46.448	1:46.771	0.323
8	47	30.889	88	34.148	88	43.052	8	88	HOLMES	1:48.096	1:48.374	0.278
9	88	30.896	47	34.315	47	43.645	9	47	BARRETT	1:48.849	1:49.075	0.226
10	59	32.027	59	35.109	59	43.778	10	59	KELSO	1:50.914	1:51.226	0.312
11							11	15	SCOTT		1:50.397	

BARC War of the Wolds
Scottish MINI Cooper Cup
RACE 9 - STATISTICS

Competitors Started 11
Planned Start 2026-04-12 @ 09:30:00.000
Actual Start 2026-04-12 @ 09:39:13.593
Finish Time 2026-04-12 @ 09:55:20.184
Track Length 2.1869mi.
Total Laps 99
Total Distance Covered 216.5129mi.

Session Fastest Lap History

NO	CL	NAME	LAP TIME	TIME OF DAY	LAP	VEHICLE
91		Robbie DALGLEISH	1:57.025	09:41:10.636	1	MINI Cooper
65		Jack IRVINE	1:47.609	09:42:58.886	2	MINI Cooper
27		Martin WIJETUNGA	1:47.056	09:42:59.824	2	MINI Cooper
65		Jack IRVINE	1:45.897	09:44:44.783	3	MINI Cooper
91		Robbie DALGLEISH	1:45.822	09:48:18.206	5	MINI Cooper
25		Chad LITTLE	1:45.794	09:48:18.486	5	MINI Cooper
91		Robbie DALGLEISH	1:45.731	09:50:03.938	6	MINI Cooper
25		Chad LITTLE	1:45.715	09:50:04.200	6	MINI Cooper
25		Chad LITTLE	1:45.555	09:55:22.816	9	MINI Cooper

Session Leader History

NO	CL	NAME	FROM LAP	LAPS LED	DISTANCE	VEHICLE
91		Robbie DALGLEISH	1	1	2.18 miles	MINI Cooper
65		Jack IRVINE	2	8	17.49 miles	MINI Cooper

Flag History

TYPE	TIME OF DAY
GREEN	09:39:13.593
FINISH	09:55:20.184

Flag Statistics

TYPE	COUNT	TOTAL LAPS	TOTAL TIME
Green	1	9	18:40.674
Red	0	0	0.000
Safety Car	0	0	0.000
FCY	0	0	0.000

BARC War of the Wolds
Scottish MINI Cooper Cup
RACE 9 - STATISTICS

CLASS :

8 Starters

Fastest Lap History

NO	NAME	LAP TIME	TIME OF DAY	LAP	VEHICLE
91	Robbie DALGLEISH	1:57.025	09:41:10.636	1	MINI Cooper
65	Jack IRVINE	1:47.609	09:42:58.886	2	MINI Cooper
27	Martin WIJETUNGA	1:47.056	09:42:59.824	2	MINI Cooper
65	Jack IRVINE	1:45.897	09:44:44.783	3	MINI Cooper
91	Robbie DALGLEISH	1:45.822	09:48:18.206	5	MINI Cooper
25	Chad LITTLE	1:45.794	09:48:18.486	5	MINI Cooper
91	Robbie DALGLEISH	1:45.731	09:50:03.938	6	MINI Cooper
25	Chad LITTLE	1:45.715	09:50:04.200	6	MINI Cooper
25	Chad LITTLE	1:45.555	09:55:22.816	9	MINI Cooper

Leader History

NO	NAME	FROM LAP	LAPS LED	DISTANCE	VEHICLE
91	Robbie DALGLEISH	1	1	2.18 miles	MINI Cooper
65	Jack IRVINE	2	8	17.49 miles	MINI Cooper

BARC War of the Wolds
Scottish MINI Cooper Cup
RACE 9 - STATISTICS

CLASS : N

3 Starters

Fastest Lap History

NO	NAME	LAP TIME	TIME OF DAY	LAP	VEHICLE
15	Campbell SCOTT	2:04.997	09:41:18.591	1	MINI Cooper
15	Campbell SCOTT	1:56.985	09:43:15.576	2	MINI Cooper
47	Presley BARRETT	1:55.455	09:43:15.873	2	MINI Cooper
15	Campbell SCOTT	1:55.224	09:45:10.800	3	MINI Cooper
47	Presley BARRETT	1:55.152	09:45:11.024	3	MINI Cooper
15	Campbell SCOTT	1:52.586	09:47:03.386	4	MINI Cooper
47	Presley BARRETT	1:50.399	09:48:54.148	5	MINI Cooper
47	Presley BARRETT	1:49.206	09:50:43.355	6	MINI Cooper
47	Presley BARRETT	1:49.075	09:56:11.170	9	MINI Cooper

Leader History

NO	NAME	FROM LAP	LAPS LED	DISTANCE	VEHICLE
15	Campbell SCOTT	1	4	8.74 miles	MINI Cooper
47	Presley BARRETT	5	5	10.93 miles	MINI Cooper

BARC War of the Wolds
Scottish MINI Cooper Cup
RACE 19 - GRID (15 minutes)

ROW 6		11	59 Liam KELSO		
ROW 5		10	15 Campbell SCOTT	9	47 Presley BARRETT
ROW 4	8	88 Barry HOLMES	7	27 Martin WIJETUNGA	
ROW 3		6	65 Jack IRVINE	5	25 Chad LITTLE
ROW 2	4	91 Robbie DALGLEISH	3	17 Chris COCKBURN	
ROW 1		2	271 James HITCHEN	1	52 Michael WILLIAMS
					Pole

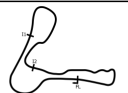
#27 - 3 position grid penalty applied - Ch.2 Ann A Art.1.3 - Gaining an unfair advantage (whether inadvertently or not).

These results are provisional until the conclusion of any judicial and technical matters.

Cadwell Park: 2.1869 miles

Clerk Of Course: Craig Czornyj

Timekeeper: Richard Evans



Results can be found at www.tsl-timing.com

Printed - 10:46 Sunday, 12 April 2026



The British Automobile Racing Club

BARC War of the Wolds

Scottish MINI Cooper Cup

RACE 19 - CLASSIFICATION

Race Distance: 8 Laps / 17.49 miles

POS	NO	CL	PIC	NAME	ENTRY	LAPS	TIME	GAP	DIFF	MPH	BEST	ON	GRD	↑↓
1	25		1	Chad LITTLE	MINI Cooper	8	16:45.159			62.66	2:01.564	8	5	4
2	271		2	James HITCHEN	MINI Cooper	8	16:46.223	1.064	1.064	62.59	1:59.859	8	2	0
3	17		3	Chris COCKBURN	MINI Cooper	8	16:56.840	11.681	10.617	61.94	2:04.105	6	3	0
4	65		4	Jack IRVINE	MINI Cooper	8	17:04.663	19.504	7.823	61.46	2:03.878	5	6	2
5	52		5	Michael WILLIAMS	MINI Cooper	8	17:13.025	27.866	8.362	60.97	2:03.516	7	1	-4
6	88		6	Barry HOLMES	MINI Cooper	8	17:31.094	45.935	18.069	59.92	2:07.215	8	8	2
7	47	N	1	Presley BARRETT	MINI Cooper	8	17:31.495	46.336	0.401	59.90	2:05.281	8	9	2
8	59	N	2	Liam KELSO	MINI Cooper	8	17:33.516	48.357	2.021	59.78	2:06.985	8	11	3
9	15	N	3	Campbell SCOTT	MINI Cooper	8	17:42.505	57.346	8.989	59.28	2:08.270	6	10	1

NOT CLASSIFIED

DNF	27			Martin WIJETUNGA	MINI Cooper	4	8:56.572	4 Laps	4 Laps	58.69	2:07.690	3	7	
DNF	91			Robbie DALGLEISH	MINI Cooper	2	4:22.683	6 Laps	2 Laps	59.94	2:04.053	2	4	

FASTEST LAP

	271			James HITCHEN	MINI Cooper	8	1:59.859			65.68 mph				105.71 kph
	47	N		Presley BARRETT	MINI Cooper	8	2:05.281			62.84 mph				101.13 kph

Weather / Track : Rain / Wet

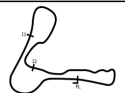
These results are provisional until the conclusion of any judicial and technical matters.

Date: 12/04/2026 Start: 15:31 Finish: 15:47

Cadwell Park: 2.1869 miles

Clerk Of Course: Craig Czornyj

Timekeeper: Richard Evans



Results can be found at www.tsl-timing.com

Printed - 15:49 Sunday, 12 April 2026



The British Automobile Racing Club

BARC War of the Wolds
Scottish MINI Cooper Cup
RACE 19 - LAP CHART

LAP 1 @ 15:33:24.501			LAP 2 @ 15:35:30.403			LAP 3 @ 15:37:37.737			LAP 4 @ 15:39:42.845			LAP 5 @ 15:41:48.333		
NO	BEHIND	LAP TIME	NO	BEHIND	LAP TIME	NO	BEHIND	LAP TIME	NO	BEHIND	LAP TIME	NO	BEHIND	LAP TIME
271		2:13.867	271		2:05.902	25		2:05.097	25		2:05.108	25		2:05.488
17	1.209	2:15.076	17	0.827	2:05.520	17	0.467	2:06.974	17	3.786	2:08.427	17	4.306	2:06.008
52	1.845	2:15.712	25	2.237	2:05.747	27	8.985	2:07.690	271	10.540	2:03.535	271	6.656	2:01.604
65	2.161	2:16.028	91	2.914	2:04.053	65	10.774	2:09.717	65	12.361	2:06.695	65	10.751	2:03.878
25	2.392	2:16.259	52	8.101	2:12.158	271	12.113	2:19.447	15	22.679	2:13.343	52	24.590	2:05.540
91	4.763	2:18.630	65	8.391	2:12.132	15	14.444	2:09.730	27	24.361	2:20.484	88	31.418	2:10.536
27	4.828	2:18.695	27	8.629	2:09.703	88	18.279	2:11.219	52	24.538	2:07.680	47	31.929	2:10.461
15	7.163	2:21.030	15	12.048	2:10.787	47	18.822	2:11.016	88	26.370	2:13.199	59	32.637	2:10.302
88	8.378	2:22.245	88	14.394	2:11.918	59	20.644	2:11.069	47	26.956	2:13.242	15	37.581	2:20.390
47	9.309	2:23.176	47	15.140	2:11.733	52	21.966	2:21.199	59	27.823	2:12.287			
59	10.936	2:24.803	59	16.909	2:11.875									

BARC War of the Wolds
Scottish MINI Cooper Cup
RACE 19 - LAP CHART

LAP 6 @ 15:43:52.315			LAP 7 @ 15:45:54.229			LAP 8 @ 15:47:55.793		
NO	BEHIND	LAP TIME	NO	BEHIND	LAP TIME	NO	BEHIND	LAP TIME
25		2:03.982	25		2:01.914	25		2:01.564
17	4.429	2:04.105	271	2.769	2:00.034	271	1.064	1:59.859
271	4.649	2:01.975	17	6.919	2:04.404	17	11.681	2:06.326
65	11.250	2:04.481	65	14.307	2:04.971	65	19.504	2:06.761
52	24.285	2:03.677	52	25.887	2:03.516	52	27.866	2:03.543
88	34.684	2:07.248	88	40.284	2:07.514	88	45.935	2:07.215
47	36.199	2:08.252	47	42.619	2:08.334	47	46.336	2:05.281
59	37.540	2:08.885	59	42.936	2:07.310	59	48.357	2:06.985
15	41.869	2:08.270	15	48.656	2:08.701	15	57.346	2:10.254

BARC War of the Wolds

Scottish MINI Cooper Cup

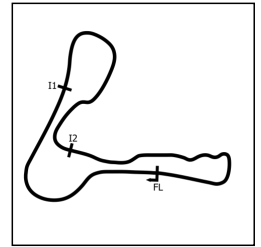
RACE 19 - POSITION CHART

No	Name	Lap Pos	Lap							
			1	2	3	4	5	6	7	8
52	WILLIAMS	1	271	271	25	25	25	25	25	25
271	HITCHEN	2	17	17	17	17	17	17	271	271
17	COCKBURN	3	52	25	27	271	271	271	17	17
91	DALGLEISH	4	65	91	65	65	65	65	65	65
25	LITTLE	5	25	52	271	15	52	52	52	52
65	IRVINE	6	91	65	15	27	88	88	88	88
27	WIJETUNGA	7	27	27	88	52	47	47	47	47
88	HOLMES	8	15	15	47	88	59	59	59	59
47	BARRETT	9	88	88	59	47	15	15	15	15
15	SCOTT	10	47	47	52	59				
59	KELSO	11	59	59						

BARC War of the Wolds

Scottish MINI Cooper Cup

RACE 19 - SECTOR ANALYSIS



SECTOR 1 = FL to I1, SECTOR 2 = I1 to I2, SECTOR 3 = I2 to FL, DIFF = Difference To Personal Best Lap, P = Crossed Finish Line in Pit Lane, D = Time Disallowed

P1 25		Chad LITTLE		MINI Cooper			
IDEAL LAP TIME : 2:01.377		BEST LAP TIME : 2:01.564		DIFFERENCE : 0.187			
LAP	SECTOR 1	SECTOR 2	SECTOR 3	LAP TIME	MPH	DIFF	TIME OF DAY
1 -		41.948	50.369	2:16.259	57.78	14.695	15:33:26.893
2 -	35.839	40.602	49.306	2:05.747	62.61	4.183	15:35:32.640
3 -	35.379	39.997	49.721	2:05.097	62.93	3.533	15:37:37.737
4 -	35.743	40.239	49.126	2:05.108	62.93	3.544	15:39:42.845
5 -	36.057	40.353	49.078	2:05.488	62.74	3.924	15:41:48.333
6 -	35.791	39.654	48.537	2:03.982 (3)	63.50	2.418	15:43:52.315
7 -	34.947	38.812	48.155	2:01.914 (2)	64.57	0.350	15:45:54.229
8 -	34.640	38.999	47.925	2:01.564 (1)	64.76		15:47:55.793

P2 271		James HITCHEN		MINI Cooper			
IDEAL LAP TIME : 1:59.318		BEST LAP TIME : 1:59.859		DIFFERENCE : 0.541			
LAP	SECTOR 1	SECTOR 2	SECTOR 3	LAP TIME	MPH	DIFF	TIME OF DAY
1 -		39.622	51.057	2:13.867	58.81	14.008	15:33:24.501
2 -	35.679	39.938	50.285	2:05.902	62.53	6.043	15:35:30.403
3 -	34.905	53.154	51.388	2:19.447	56.46	19.588	15:37:49.850
4 -	34.701	39.565	49.269	2:03.535	63.73	3.676	15:39:53.385
5 -	34.128	39.281	48.195	2:01.604 (3)	64.74	1.745	15:41:54.989
6 -	33.298	40.029	48.648	2:01.975	64.54	2.116	15:43:56.964
7 -	33.770	38.703	47.561	2:00.034 (2)	65.59	0.175	15:45:56.998
8 -	33.487	38.459	47.913	1:59.859 (1)	65.68		15:47:56.857

P3 17		Chris COCKBURN		MINI Cooper			
IDEAL LAP TIME : 2:03.432		BEST LAP TIME : 2:04.105		DIFFERENCE : 0.673			
LAP	SECTOR 1	SECTOR 2	SECTOR 3	LAP TIME	MPH	DIFF	TIME OF DAY
1 -		40.524	51.174	2:15.076	58.28	10.971	15:33:25.710
2 -	35.759	39.394	50.367	2:05.520 (3)	62.72	1.415	15:35:31.230
3 -	35.234	39.216	52.524	2:06.974	62.00	2.869	15:37:38.204
4 -	37.535	40.568	50.324	2:08.427	61.30	4.322	15:39:46.631
5 -	35.975	40.128	49.905	2:06.008	62.48	1.903	15:41:52.639
6 -	35.344	39.501	49.260	2:04.105 (1)	63.43		15:43:56.744
7 -	35.674	38.938	49.792	2:04.404 (2)	63.28	0.299	15:46:01.148
8 -	35.710	39.790	50.826	2:06.326	62.32	2.221	15:48:07.474

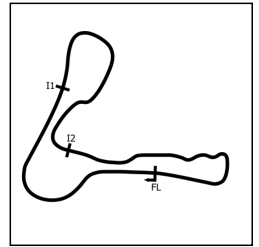
P4 65		Jack IRVINE		MINI Cooper			
IDEAL LAP TIME : 2:03.878		BEST LAP TIME : 2:03.878		DIFFERENCE : 0.000			
LAP	SECTOR 1	SECTOR 2	SECTOR 3	LAP TIME	MPH	DIFF	TIME OF DAY
1 -		41.503	50.340	2:16.028	57.87	12.150	15:33:26.662
2 -	35.362	44.690	52.080	2:12.132	59.58	8.254	15:35:38.794
3 -	36.115	43.730	49.872	2:09.717	60.69	5.839	15:37:48.511
4 -	35.103	42.035	49.557	2:06.695	62.14	2.817	15:39:55.206
5 -	34.784	40.114	48.980	2:03.878 (1)	63.55		15:41:59.084
6 -	34.805	40.117	49.559	2:04.481 (2)	63.24	0.603	15:44:03.565
7 -	35.221	40.265	49.485	2:04.971 (3)	63.00	1.093	15:46:08.536
8 -	35.452	40.600	50.709	2:06.761	62.11	2.883	15:48:15.297

P5 52		Michael WILLIAMS		MINI Cooper			
IDEAL LAP TIME : 2:03.013		BEST LAP TIME : 2:03.516		DIFFERENCE : 0.503			
LAP	SECTOR 1	SECTOR 2	SECTOR 3	LAP TIME	MPH	DIFF	TIME OF DAY
1 -		41.274	51.024	2:15.712	58.01	12.196	15:33:26.346
2 -	36.130	43.688	52.340	2:12.158	59.57	8.642	15:35:38.504
3 -	37.056	54.517	49.626	2:21.199	55.75	17.683	15:37:59.703
4 -	35.533	41.390	50.757	2:07.680	61.66	4.164	15:40:07.383
5 -	36.033	40.141	49.366	2:05.540	62.71	2.024	15:42:12.923
6 -	34.637	39.443	49.597	2:03.677 (3)	63.65	0.161	15:44:16.600
7 -	34.940	39.521	49.055	2:03.516 (1)	63.74		15:46:20.116
8 -	34.792	39.321	49.430	2:03.543 (2)	63.72	0.027	15:48:23.659

BARC War of the Wolds

Scottish MINI Cooper Cup

RACE 19 - SECTOR ANALYSIS



SECTOR 1 = FL to I1, SECTOR 2 = I1 to I2, SECTOR 3 = I2 to FL, DIFF = Difference To Personal Best Lap, P = Crossed Finish Line in Pit Lane, D = Time Disallowed

P6 88		Barry HOLMES		MINI Cooper			
IDEAL LAP TIME : 2:06.908		BEST LAP TIME : 2:07.215		DIFFERENCE : 0.307			
LAP	SECTOR 1	SECTOR 2	SECTOR 3	LAP TIME	MPH	DIFF	TIME OF DAY
1 -		42.677	53.669	2:22.245	55.34	15.030	15:33:32.879
2 -	37.580	42.449	51.889	2:11.918	59.68	4.703	15:35:44.797
3 -	37.352	42.175	51.692	2:11.219	60.00	4.004	15:37:56.016
4 -	37.291	43.042	52.866	2:13.199	59.10	5.984	15:40:09.215
5 -	36.183	43.001	51.352	2:10.536	60.31	3.321	15:42:19.751
6 -	36.212	40.905	50.131	2:07.248 (2)	61.87	0.033	15:44:26.999
7 -	35.872	41.215	50.427	2:07.514 (3)	61.74	0.299	15:46:34.513
8 -	35.928	40.991	50.296	2:07.215 (1)	61.88		15:48:41.728

P7 47 N		Presley BARRETT		MINI Cooper			
IDEAL LAP TIME : 2:05.281		BEST LAP TIME : 2:05.281		DIFFERENCE : 0.000			
LAP	SECTOR 1	SECTOR 2	SECTOR 3	LAP TIME	MPH	DIFF	TIME OF DAY
1 -		42.586	53.126	2:23.176	54.98	17.895	15:33:33.810
2 -	37.324	42.205	52.204	2:11.733	59.76	6.452	15:35:45.543
3 -	36.959	42.596	51.461	2:11.016	60.09	5.735	15:37:56.559
4 -	38.090	42.750	52.402	2:13.242	59.08	7.961	15:40:09.801
5 -	36.036	43.085	51.340	2:10.461	60.34	5.180	15:42:20.262
6 -	36.553	40.492	51.207	2:08.252 (2)	61.38	2.971	15:44:28.514
7 -	35.502	40.468	52.364	2:08.334 (3)	61.34	3.053	15:46:36.848
8 -	35.264	39.902	50.115	2:05.281 (1)	62.84		15:48:42.129

P8 59 N		Liam KELSO		MINI Cooper			
IDEAL LAP TIME : 2:06.932		BEST LAP TIME : 2:06.985		DIFFERENCE : 0.053			
LAP	SECTOR 1	SECTOR 2	SECTOR 3	LAP TIME	MPH	DIFF	TIME OF DAY
1 -		43.135	52.800	2:24.803	54.37	17.818	15:33:35.437
2 -	38.039	42.546	51.290	2:11.875	59.70	4.890	15:35:47.312
3 -	37.194	42.557	51.318	2:11.069	60.06	4.084	15:37:58.381
4 -	37.349	42.797	52.141	2:12.287	59.51	5.302	15:40:10.668
5 -	36.559	42.270	51.473	2:10.302	60.42	3.317	15:42:20.970
6 -	37.080	41.316	50.489	2:08.885 (3)	61.08	1.900	15:44:29.855
7 -	36.164	40.903	50.243	2:07.310 (2)	61.84	0.325	15:46:37.165
8 -	36.171	40.525	50.289	2:06.985 (1)	62.00		15:48:44.150

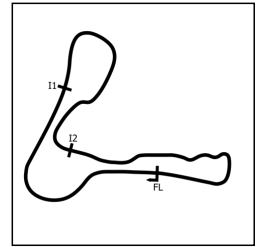
P9 15 N		Campbell SCOTT		MINI Cooper			
IDEAL LAP TIME :		BEST LAP TIME : 2:08.270		DIFFERENCE :			
LAP	SECTOR 1	SECTOR 2	SECTOR 3	LAP TIME	MPH	DIFF	TIME OF DAY
1 -				2:21.030	55.82	12.760	15:33:31.664
2 -				2:10.787	60.19	2.517	15:35:42.451
3 -				2:09.730 (3)	60.68	1.460	15:37:52.181
4 -				2:13.343	59.04	5.073	15:40:05.524
5 -				2:20.390	56.08	12.120	15:42:25.914
6 -				2:08.270 (1)	61.37		15:44:34.184
7 -				2:08.701 (2)	61.17	0.431	15:46:42.885
8 -				2:10.254	60.44	1.984	15:48:53.139

P10 27		Martin WIJETUNGA		MINI Cooper			
IDEAL LAP TIME : 2:06.883		BEST LAP TIME : 2:07.690		DIFFERENCE : 0.807			
LAP	SECTOR 1	SECTOR 2	SECTOR 3	LAP TIME	MPH	DIFF	TIME OF DAY
1 -		42.214	52.055	2:18.695 (3)	56.76	11.005	15:33:29.329
2 -	37.274	41.264	51.165	2:09.703 (2)	60.70	2.013	15:35:39.032
3 -	36.742	40.549	50.399	2:07.690 (1)	61.65		15:37:46.722
4 -	35.935	53.454	51.095	2:20.484	56.04	12.794	15:40:07.206
5 -	36.890	42.275					

BARC War of the Wolds

Scottish MINI Cooper Cup

RACE 19 - SECTOR ANALYSIS



SECTOR 1 = FL to I1, SECTOR 2 = I1 to I2, SECTOR 3 = I2 to FL, DIFF = Difference To Personal Best Lap, P = Crossed Finish Line in Pit Lane, D = Time Disallowed

P11 91		Robbie DALGLEISH		MINI Cooper			
IDEAL LAP TIME : 2:02.865		BEST LAP TIME : 2:04.053		DIFFERENCE : 1.188			
LAP	SECTOR 1	SECTOR 2	SECTOR 3	LAP TIME	MPH	DIFF	TIME OF DAY
1 -		40.625	54.448	2:18.630 (2)	56.79	14.577	15:33:29.264
2 -	34.119	40.401	49.533	2:04.053 (1)	63.46		15:35:33.317
3 -	34.426	39.213					

BARC War of the Wolds

Scottish MINI Cooper Cup

RACE 19 - BEST SECTORS

POS	SECTOR 1		SECTOR 2		SECTOR 3		IDEAL / BEST COMPARISON					
	NO	TIME	NO	TIME	NO	TIME	POS	NO	NAME	IDEAL	BEST	DIFF
1	271	33.298	271	38.459	271	47.561	1	271	HITCHEN	1:59.318	1:59.859	0.541
2	91	34.119	25	38.812	25	47.925	2	25	LITTLE	2:01.377	2:01.564	0.187
3	52	34.637	17	38.938	65	48.980	3	91	DALGLEISH	2:02.865	2:04.053	1.188
4	25	34.640	91	39.213	52	49.055	4	52	WILLIAMS	2:03.013	2:03.516	0.503
5	65	34.784	52	39.321	17	49.260	5	17	COCKBURN	2:03.432	2:04.105	0.673
6	17	35.234	47	39.902	91	49.533	6	65	IRVINE	2:03.878	2:03.878	0.000
7	47	35.264	65	40.114	47	50.115	7	47	BARRETT	2:05.281	2:05.281	0.000
8	88	35.872	59	40.525	88	50.131	8	27	WIJETUNGA	2:06.883	2:07.690	0.807
9	27	35.935	27	40.549	59	50.243	9	88	HOLMES	2:06.908	2:07.215	0.307
10	59	36.164	88	40.905	27	50.399	10	59	KELSO	2:06.932	2:06.985	0.053
11							11	15	SCOTT		2:08.270	

BARC War of the Wolds
Scottish MINI Cooper Cup
RACE 19 - STATISTICS

Competitors Started 11
Planned Start 2026-04-12 @ 15:20:00.000
Actual Start 2026-04-12 @ 15:31:10.633
Finish Time 2026-04-12 @ 15:47:53.863
Track Length 2.1869mi.
Total Laps 78
Total Distance Covered 170.5859mi.

Session Fastest Lap History

NO	CL	NAME	LAP TIME	TIME OF DAY	LAP	VEHICLE
271		James HITCHEN	2:13.867	15:33:24.513	1	MINI Cooper
271		James HITCHEN	2:05.902	15:35:30.415	2	MINI Cooper
17		Chris COCKBURN	2:05.520	15:35:31.253	2	MINI Cooper
91		Robbie DALGLEISH	2:04.053	15:35:33.334	2	MINI Cooper
271		James HITCHEN	2:03.535	15:39:53.396	4	MINI Cooper
271		James HITCHEN	2:01.604	15:41:55.001	5	MINI Cooper
271		James HITCHEN	2:00.034	15:45:57.009	7	MINI Cooper
271		James HITCHEN	1:59.859	15:47:56.869	8	MINI Cooper

Session Leader History

NO	CL	NAME	FROM LAP	LAPS LED	DISTANCE	VEHICLE
271		James HITCHEN	1	2	4.37 miles	MINI Cooper
25		Chad LITTLE	3	6	13.12 miles	MINI Cooper

Flag History

TYPE	TIME OF DAY
GREEN	15:31:10.633
FINISH	15:47:53.863

Flag Statistics

TYPE	COUNT	TOTAL LAPS	TOTAL TIME
Green	1	8	17:49.942
Red	0	0	0.000
Safety Car	0	0	0.000
FCY	0	0	0.000

BARC War of the Wolds
Scottish MINI Cooper Cup
RACE 19 - STATISTICS

CLASS :

8 Starters

Fastest Lap History

NO	NAME	LAP TIME	TIME OF DAY	LAP	VEHICLE
271	James HITCHEN	2:13.867	15:33:24.513	1	MINI Cooper
271	James HITCHEN	2:05.902	15:35:30.415	2	MINI Cooper
17	Chris COCKBURN	2:05.520	15:35:31.253	2	MINI Cooper
91	Robbie DALGLEISH	2:04.053	15:35:33.334	2	MINI Cooper
271	James HITCHEN	2:03.535	15:39:53.396	4	MINI Cooper
271	James HITCHEN	2:01.604	15:41:55.001	5	MINI Cooper
271	James HITCHEN	2:00.034	15:45:57.009	7	MINI Cooper
271	James HITCHEN	1:59.859	15:47:56.869	8	MINI Cooper

Leader History

NO	NAME	FROM LAP	LAPS LED	DISTANCE	VEHICLE
271	James HITCHEN	1	2	4.37 miles	MINI Cooper
25	Chad LITTLE	3	6	13.12 miles	MINI Cooper

BARC War of the Wolds
Scottish MINI Cooper Cup
RACE 19 - STATISTICS

CLASS : N

3 Starters

Fastest Lap History

NO	NAME	LAP TIME	TIME OF DAY	LAP	VEHICLE
15	Campbell SCOTT	2:21.030	15:33:31.664	1	MINI Cooper
15	Campbell SCOTT	2:10.787	15:35:42.451	2	MINI Cooper
15	Campbell SCOTT	2:09.730	15:37:52.181	3	MINI Cooper
47	Presley BARRETT	2:08.252	15:44:28.527	6	MINI Cooper
59	Liam KELSO	2:07.310	15:46:37.178	7	MINI Cooper
47	Presley BARRETT	2:05.281	15:48:42.143	8	MINI Cooper

Leader History

NO	NAME	FROM LAP	LAPS LED	DISTANCE	VEHICLE
15	Campbell SCOTT	1	4	8.74 miles	MINI Cooper
47	Presley BARRETT	5	4	8.74 miles	MINI Cooper